



CLASS III

WINTER HOLIDAY HOMEWORK

Dear Students,

As the chilly winds usher in the season of joy, we wish you a warm and wonderful winter holiday filled with happiness and cheer.

To keep your minds active and engaged during the break, we have thoughtfully designed an integrated project and practice worksheets that align with the principles of the National Education Policy (NEP). The given project and worksheets aim to foster creativity, critical thinking, and holistic learning, ensuring that your academic journey remains both enjoyable and meaningful.

We encourage you to complete these worksheets in your notebooks, reflecting on the concepts you've learned and exploring them in new and exciting ways. Remember, this is your opportunity to blend fun with learning, embracing the spirit of growth and discovery even during the holidays. Submit your notebooks as per the following schedule:

Sr. No	SUBJECT	DATE OF SUBMISSION
1.	ENGLISH	15th Jan, 2025
2.	HINDI	16th Jan, 2025
3.	MATHS	17th Jan, 2025
4.	EVS	20th Jan, 2025

We wish you happy and peaceful winter holidays and a **HAPPY NEW YEAR!!!**



CLASS III
WINTER HOLIDAY HOMEWORK(2024-25)
PROJECT

Theme: Cherishing the Old and Welcoming the New

1. Subject- English integrated with EVS and ICT

Topic-English (writing skills), EVS (communication and festivals), ICT (Powerpoint)

Language-English

Conduct an interview with a friend, inquiring about their New Year's Eve celebration. Specifically, ask them how they celebrated, with whom they celebrated, and what their resolutions are for the upcoming year.

Following the interview, create a PowerPoint presentation. This presentation should include the name of your friend and their responses to each of the three interview questions.



2. विषय- हिन्दी-महीने और लेखन कौशल

भाषा- हिंदी

प्रिय छात्रों आगामी जनवरी माह के साथ हम सभी वर्ष 2025 में प्रवेश कर नव वर्ष मनाएँगे।

नव वर्ष के उल्लास के साथ जनवरी से दिसंबर तक होने वाले त्योहारों में से प्रत्येक माह में मनाए जाने वाले किसी एक त्योहार का चित्र चिपकाकर वह जानकारी A4 साइज़ शीट पर लिखें।



3. Subject- Math

Topic- Resolution Tracker.

Just like your friend, you too must have New Year's resolution. Every new year we plan to adopt good habits to make our lifestyle better. Students will create a resolution tracker table to track 3 resolutions over 10 days (starting 01.01.2025).

Assign points for completion:

* Full completion- 5 points

* Partial completion- 3 points

* No completion- 0 points

At the end of 10 days, analyze your performance to determine:

- Which habit you need to focus on more.
- Which habit you performed the best in.

Students will do this activity on an A4 size sheet.

Sample Table

Resolution	01.01.25	02.01.25	03.01.25
Waking up early			
Cycling			
Helping Mom			

**We wish you happy and peaceful winter
holidays and a HAPPY NEW YEAR!!!**



Class – III (2024-25)

English Practice Worksheet

Topics covered:

1. Comprehension
2. Adjectives
3. Adverbs
4. Conjunctions

Prepared by: Ishu Chhabra

Instructions: Students will write questions as well as answers in their English notebooks.

A. Read the following passage and answer the questions that follow:

The Clever Monkey


A mischievous monkey lived in a jungle. He loved to play pranks on the other animals. One day, he saw a group of monkeys enjoying a feast of juicy mangoes. He wanted to join them, but he had no mangoes of his own.

The clever monkey spotted a pot filled with honey hanging from a branch. He quickly climbed the tree and dipped his tail into the honey pot. The honey stuck to his tail, making it heavy and sticky.

The other monkeys laughed at the silly monkey with the sticky tail. He tried to shake it off, but the honey just smeared all over him. Frustrated, he ran towards the river to wash off the honey.

As he ran, his sticky tail got stuck on a thorny bush. He struggled and cried for help. The other monkeys, who had been laughing at him, felt sorry for him. They helped him free his tail from the thorns.

From that day on, the naughty monkey learned his lesson. He realized that playing pranks could have unpleasant consequences. He became a much kinder and more helpful monkey.



Answer the following questions:

1. What did the monkey love to do?

- a) Play pranks b) Sleep in the trees c) Swim in the river

2. Why did the other monkeys laugh at the monkey?

- a) He was eating all the mangoes. b) He had honey all over him.
c) He was crying for help.

3. What did the monkey learn from his experience?

- a) To be more mischievous b) To be kinder and more helpful
c) To play more pranks

4. Circle the synonym of 'mischievous':

- a) Naughty b) Happy c) Sad d) Sleepy

5. Circle the antonym of 'clever':

- a) Smart b) Silly c) Wise d) Intelligent

B. Circle the adjectives and underline the adverbs in the following sentences:

1. The little girl skipped happily down the sunny path.
2. The happy girl ran downstairs.
3. The hungry lion roared loudly at the brave hunter.
4. The beautiful butterfly fluttered gracefully among the colourful flowers.
5. I called her late at night.
6. The wise owl hooted softly in the dark night.



C. Fill in the blanks with the correct conjunction: but, or, and, because

1. The sun was shining, _____ it was very cold.



2. Neha won't go to the party _____ she is sick.
3. I want to go to the park, _____ I have to finish my homework first.
4. I like to eat pizza, _____ I also like to eat burgers.
5. You can have ice cream, _____ you can have a cookie.
6. He studied hard, _____ he passed the exam.

Class – III (2024-25)
Maths Practice Worksheet

Prepared By: Ms. Kanika

- Topics:** 1. Fractions
2. Time and Calendar
3. Measurement of Length
4. Measurement of Weight

Instructions: Students will complete the worksheet and paste it in their maths notebook.

A. Convert the following:

- | | |
|------------------------------|----------------------|
| 1. 87 km = _____ m | 4. 9000 m = _____ km |
| 2. 7000 cm = _____ m | 5. 43 kg = _____ g |
| 3. 4756 g = _____ kg _____ g | 6. 2 h = _____ mins |

B. State whether the following statements are True or False:

- | | |
|---|----------------|
| 1. A kilometre is shorter than a metre. | (True/ False) |
| 2. A leap year occurs after every 4 years. | (True/ False) |
| 3. One-whole is always greater than 1. | (True/ False) |
| 4. If you combine 3kg of rice and 50 kg of sugar, their total weight is 3500kg. | (True/ False) |

C. Tick the correct option:

1. If a shopkeeper has 15 kg of sugar and he sells 7 kg 250 g, how much is left?
- | | |
|----------------|----------------|
| a) 6 kg 750 kg | c) 7 kg 750 g |
| b) 7 kg 500 kg | d) 8 kg 250 kg |

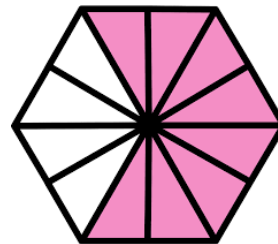
2. What fraction of the figure is uncoloured?

a) $\frac{8}{12}$

c) $\frac{4}{12}$

b) $\frac{12}{8}$

d) $\frac{12}{4}$



3. Which of the following months has 31 days?

- | | |
|----------|-------------|
| a) April | c) July |
| b) June | d) November |

4. Riya wakes up at 6:30 am. She takes 30 mins to get ready and 20mins to walk to school. At what time will she reach school?

- a) 7:15 am
b) 7:20 am

- c) 7:25 am
d) 7:00 am

D. Solve:

$$\begin{array}{r} \text{Kg} \quad \text{g} \\ 87 \quad 429 \\ + 12 \quad 153 \\ \hline \\ \hline \end{array}$$


$$\begin{array}{r} \text{Kg} \quad \text{g} \\ 78 \quad 783 \\ - 45 \quad 247 \\ \hline \\ \hline \end{array}$$

E. Do as directed:

1) Write in words, the time indicated by the clock.



2) Colour five-ninths of the collection.



F. Given below is a table showing top 5 TV children's TV shows. Look and the table carefully and answer the questions that follow:

Rank	Show	Channel	Day	Start time	End time
1.	Doraemon	Disney	Sunday	10:00 am	10:45 am
2.	Chhota Bheem	Pogo	Sunday	11:00 am	11:45 am
3.	Kumbh Karan	Pogo	Sunday	12:15 am	1:45 am
4.	Tom and Jerry	CN	Saturday	3:01 pm	4:00 pm
5.	Pokemon	CN	Friday	3:15 pm	4:20 pm

1. What is the duration of the show 'Doraemon'?

2. How long do we have to wait for 'Kumbh Karan' to begin after 'Chhota Bheem' is finished?

3. Which programme in the list is of 59 minutes?

4. On which channel is 'Pokemon' scheduled, and what is its duration?

5. Which is your favourite show from the above list?

कक्षा - तीसरी

हिंदी शीतकालीन अवकाश कार्यपत्रिका (2024-25)

चर्चित विषय: गिनती, मुहावरे, विशेषण, क्रिया, अनुच्छेद

निर्मात्री - रीना रानी

निर्देश: विद्यार्थी हिंदी उत्तर पुस्तिका में यह कार्यपत्रिका करेंगे।

प्रश्न 1. नीचे लिखी गिनती को हिंदी के शब्दों और अकों में लिखिए ।

अंग्रेजी के अंकों में

हिन्दी के शब्दों में

हिंदी के अंकों में

(क) 35

(ख) 37

(ग) 42

(घ) 46

(ङ) 49

प्रश्न 2. नीचे लिखे मुहावरों से उनके अर्थ को मिलाइए ।

क) मुँह उतरना

(i) बुरी तरह हरा देना

ख) ईद का चाँद होना

(ii) भाग जाना

(ग) अंधे की लाठी

(iii) डराना

(घ) दाँत खट्टे करना

(iv) उदास होना

(ङ) आँखें दिखाना

(v) बहुत दिनों बाद दिखाई देना

(च) नौ-दो ग्यारह हो जाना

(vi) एकमात्र सहारा

प्रश्न 3. सही विशेषण शब्द चुनकर लिखिए ।

लाल, मोटी, गरम

(क) सेब

(ख) पुस्तक

(ग) चाय

प्रश्न 4. नीचे लिखे वाक्यों में क्रिया शब्दों को दिए गए गोलों में भरिये -

(क) घोड़ा बहुत तेज़ दौड़ता है ।

(ख) पिता जी अखबार पढ़ रहे हैं ।

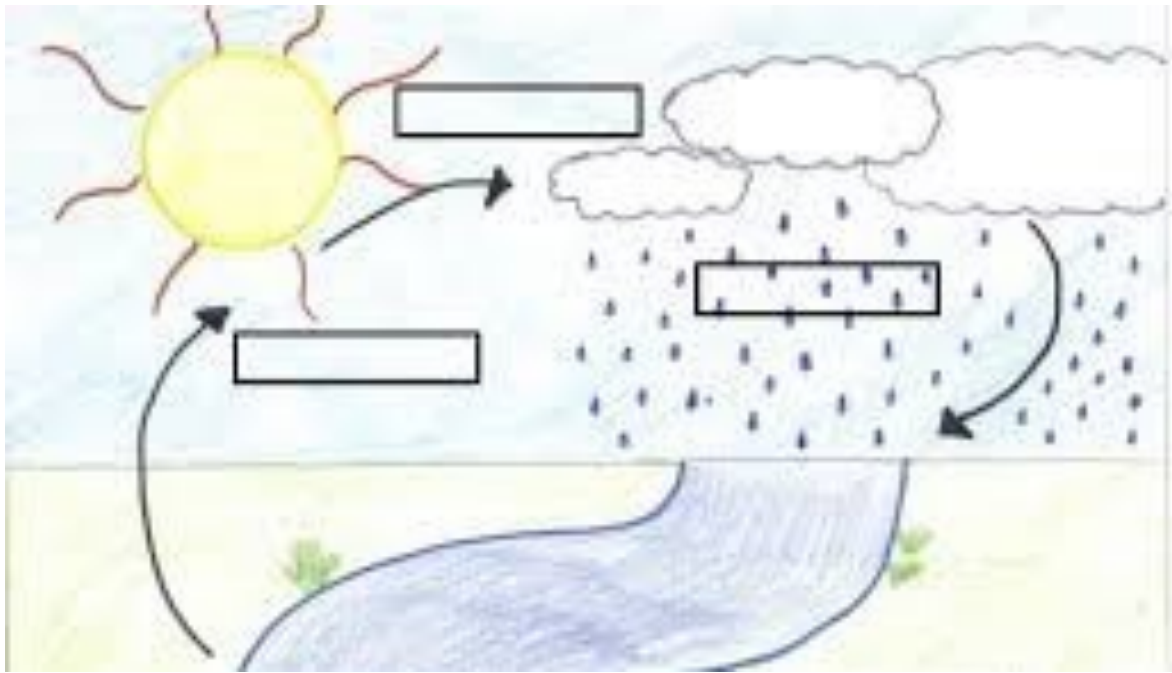
(ग) मेघा नाचती है ।

(घ) दर्जी कपड़े सिलता है

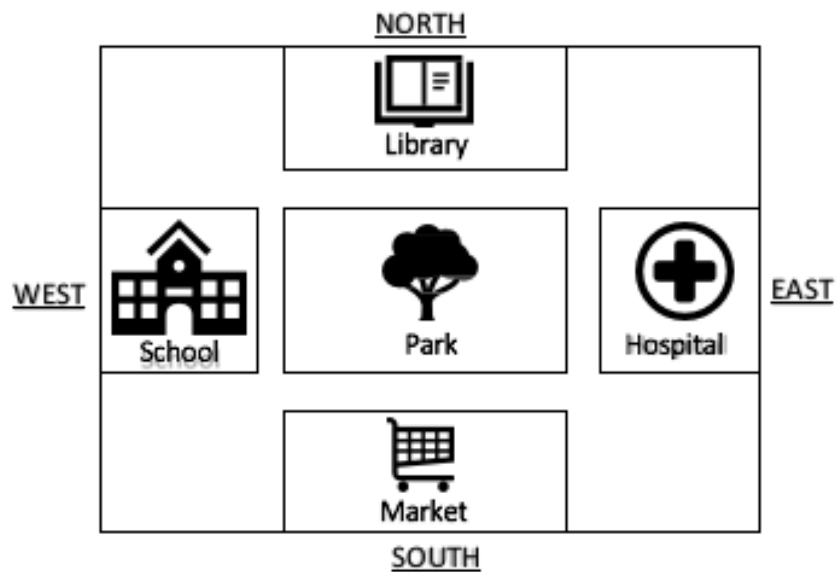
प्रश्न 5. "मेरा विद्यालय" विषय पर 7-8 पंक्तियों में अनुच्छेद लिखिए ।



D. Label the diagram in the boxes provided:



E. Look at the given sketch and fill in the blanks:



1. The school is located to the _____ of the park.
2. _____ is located to the north of the park.
3. If you in the park and move to south, you will reach the _____.
4. _____ is located to the east of the park.
5. If Rohan is in the hospital and he moves to west, and then north, he will reach the _____.