








Dear Teachers,

INCLUSION FOR ALL: STRENGTH IN EVERY ABILITY"

S. No	Class /sec	Activity	Description	Material required	Incharge
1	I	 <p>SENSORY WALK</p>	<p>A simple sensory walk with textures like sand, grass, and pebbles, can be created. Students can engage while closing their eyes, allowing them to explore different sensations. Students will understand how people with sensory disabilities experience the world differently.</p>	Not Required	Ms. Monika
2	II	 <p>DESIGN AN INCLUSIVE SCHOOL BADGE</p>	<p>Students are to think creatively here. They need to design a badge or logo representing inclusivity and kindness toward people with disabilities.</p> <p>Later, some designs can be selected and can be displayed too.</p>	Drawing supplies, badge templates.	Ms. Pooja K
3	III	 <p>SIGN IT OUT: BASICS OF SIGN LANGUAGE</p>	<p>Students will be taught basic sign language for greetings and common phrases. The Motive will be to encourage students to learn alternative communication methods and raise awareness of hearing disabilities.</p>	Visual aids showing sign language alphabets and phrases.	Ms. Dhanya
4	IV	 <p>INCLUSIVE PLEDGE WALL</p>	<p>Students will write or draw ways they can support inclusivity and stick it on a wall or board as a pledge.</p> <p>This shall promote a sense of personal responsibility in creating an inclusive environment.</p>	Sticky Notes, Sketch Pens, colours	Ms. Nandani

S. No	Class /sec	Activity	Description	Material required	Incharge
5	V	<p>KINDNESS TREE</p> 	<p>Students will create a tree on a large poster and distribute paper shaped leaves to students. Each student will write one act of kindness they can do to support someone with a disability.</p> <p>The leaves will be then added to the tree, creating a visual representation of collective empathy.</p>	Large poster paper, colored paper leaves, glue.	Ms. Sona
6	VI	<p>"RESPECT AND INCLUSION" MOVIE SCREENING</p> 	<p>Students will be shown a short film or documentary about the challenges faced by people with disabilities, followed by a discussion to reflect on what they learned and how they can support inclusivity in their community.</p>	No material required	Ms. Nivedita
7	VII	<p>SLAM POETRY</p> 	<p>Write a slam poem about inclusion and respect for people with disabilities. Focus on expressing your feelings about equality and support. Practice reading your poem aloud with energy and passion. Share your poem with the class and celebrate everyone's voice..</p>	Diary	Ms. Deepti
8	VIII	<p>The Diversity Diaries: JOURNALING</p> 	<p>Students to write a journal entry from the perspective of someone with a disability. (For example, a day in the life of a person who is blind, a person who uses a wheelchair, or someone who is hearing-impaired. Students can reflect on the challenges, emotions, and solutions the person might encounter during the day.</p>	Diary	Ms. Namrta
9	IX	<p>Different Abilities. One Community: Class Blog or posters</p> 	<p>Students to make a board using articles, stories, posters, or poems that raise awareness about disabilities.</p> <p>Students can research specific disabilities, write about historical figures who have overcome challenges, or share how people with disabilities contribute to society.</p>	Pen , Pencil, colors , sheets etc.	Ms. Neerja B

Asha Prabhakar

Asha Prabhakar
(Principal)

स्वच्छ भारत

एक कदम स्वच्छता की ओर

Distribution
VPL, HMs, A.O, TPT I/C,
All Staff
Website, File
Staff Welfare Group

WE STAND COMMITTED TO SDGs

