



**Bal Bharati**  
PUBLIC SCHOOL  
Sector-21, Noida, G.B. Nagar

**Summer Holiday**  
**Fun Work**  
Session 2024-25  
Pre School & Pre Primary

**Majestic Mango!!**



आम की खुशबू, आम का स्वाद,  
गर्मियों में लगता, आम है खास।  
आम की लज्जत, आम का प्यार,  
फलों का राजा, आम सदाबहार।

Dear Students and Parents,

Welcome to the Yummy World of Mangoes!

Get ready for an exciting summer 'Majestic Mango Adventure'. This Summer Holiday Homework has been specially and thoughtfully designed for our young children to embark on a journey of exploration, creativity, and celebration centered around everyone's favourite and beloved fruit, mango.

From tasting juicy mangoes to crafting delightful mango-themed artworks, each activity is designed to spark joy, curiosity, and a love for learning among our children.

With cultural significance worldwide, mangoes symbolize prosperity and are enjoyed in diverse dishes, from smoothies to pickles satiating our taste buds from sweet to sour and much more. Let's indulge in nature's sweetness with this tropical delight and dive deep into the world of juicy mangoes.

**So, put on your mango hats and get ready to make this summer unforgettable!**

# The Mango Story

Parents are requested to click on the link given below to show the story and narrate the same to the children. You may encourage the children to grow seeds in their kitchen garden or donate them to an NGO for plantation.



## Story Time


Once upon a time, Madhav ate a yummy mango given by his dad. After eating the tasty mango, he threw the seed in the backyard. After a long time, he saw a tiny plant growing there! Madhav became very excited and happy. He took care of the plant every day. After a few months, it turned into a big mango tree! Every summer, it gave lots of mangoes, and Madhav and his friends ate them happily.

## Story Link:

<https://youtu.be/O8WWhrRd5HE?feature=shared>

## Trivia Time:

India is the largest producer of mangoes in the world.



## Activity Time:

### "The Mango Story"

- Let's create a pictorial story book following the sequence of the given story.
- Let's take three A4 sheets, cut them into half. Put these together and your book is now ready to paste pictures.
- Cut pictures from the next slide (slide no 4) and paste them in the book in a sequential manner.

## Resources Required:

- A4 sheets
- Pictures (provided in the next slide)
- Glue



# Tree Tango: Mango Masterpiece

The children will draw and colour a beautiful tree along with the parents and paste colourful mango cutouts to complete the mango tree.

## Activity Time

**Resources Required:** Template Print, Green Paper for Leaves, Scissors, Crayons, Glue

### Steps:

- Take the print of the templates attached herewith.
- Colour the trunk of the tree.
- Cut the leaves with the green paper.
- Paste paper leaves with glue.
- Colour your favourite mango (provided in the template), cut and paste it on the tree.
- Wow, look at how colorful and vibrant your mango tree looks!

Record a video of the child reciting the rhyme and upload it on MS Teams.

Click on the link for the tree and mango template:  
[https://drive.google.com/file/d/1Bej8J\\_4wNgIfsrJyJhc8XUW80EXozmK8/view?usp=sharing](https://drive.google.com/file/d/1Bej8J_4wNgIfsrJyJhc8XUW80EXozmK8/view?usp=sharing)

**Mango Melody**  
Mango, mango, on the tree,  
Waiting there for you and me.  
Yellow, orange, red, or green,  
The yummiest fruit we've ever seen!

Mango, mango, in a cup,  
Blend it up, let's drink it up!  
Smooth and creamy, it's so cool,  
Mango shake, a tasty pool.

Add some ice, drink it cold,  
Sip by sip, let the taste unfold,  
Golden fruit, so sweet and ripe,  
We call it Mango, a pure delight!

### Trivia Time:

The oldest living mango tree is thought to be 300 years old and is found in East Khandesh in Maharashtra. Surprisingly, the ancient plant still produces fruit!

# Mango Madness: Sweet vs. Sour!



Dear little explorers!

Are you ready for a fun adventure with flavours?

Let's dive into the world of tasting sensations. Our tongues can taste different flavours like **sweet**, **sour**, **salty**, and **bitter**. This time we will focus on two of these flavours: sweet and sour, all with the help of our delicious fruits!

Let's embark on a flavour journey with our juicy fruits!

| SWEET   | SOUR  |
|---|---|
|    |    |
|    |    |
|  |  |



Make a chart to show the difference between sweet and sour.

## Materials Required:

- A plate containing delightful pieces of raw and ripe mangoes,
- a slice of lemon,
- a few grapes,
- a few dices of papaya, watermelon, muskmelon,
- pictures of all the fruits arranged on the plate,
- glue, and
- A4 sheet

## Trivia Time:

National Mango Day is celebrated on 22<sup>nd</sup> June every year.

Get yourself clicked while you are doing this activity. Paste it at the top of the chart. Decorate this chart and bring it to school on the day of submission.

# Yellow... The Colour of Mangoes

## Golden Fruit Mystery (to be done under adult supervision)

- Let's collect some yummy yellow fruits like bananas, mangoes, pineapples, golden apples, and lemons from mummy's kitchen.
- Chop them into tiny pieces, with the help of adults at home.
- To make the activity more exciting, you may blindfold yourself while doing the activity.
- Now taste each fruit.
- Can you guess which fruit did you taste?

## Golden Fruit Gallery

Stick pictures of all the yellow coloured fruits and vegetables in your sketch book and speak their names aloud.



## Resources Required:

- Sketch Book.
- Pictures of different yellow fruits like banana, mango, pineapple, lemon etc. (can be cut from magazines)



## Trivia Time:

Mango is the national fruit of Pakistan, India and the Philippines. It is also the national tree of Bangladesh.



# Exploring Seeds: From Solo Surprises to Bountiful Bonanzas!



Some fruits have one seed, others have a bunch, Lets explore them all, And take a hunch !



## For Pre School

### Activity:

#### Seed Sorting

Provide a variety of summer fruit seeds (watermelon, papaya, apple, etc.) and have the children sort them into different groups based on size, shape, or colour. Paste them in the sheet provided.

Some fruits have one seed, some fruits have few seeds and some fruits have many seeds. Some fruits have seeds inside whereas some fruits have seeds on the skin.

### "Quirky Trivia"

Seeds are like tiny, magical packages inside fruits. When we plant them in soil and give them water and sunlight, they grow into big, beautiful plants!

Let's try to say this tongue twister:  
**Mike makes mango marmalade**

## For Pre Primary

### Activity:

#### Seed Art

Create a collage or scene or a picture using seeds from different summer fruits collected after eating the fruits. You may use colours to complete the Art work.



# Mango Book Buddy

Hello, little artists! This summer, let's turn our love for mangoes into a fun project. How about creating your very own mango-themed bookmark to accompany you on all your summer reading adventures?

Take a picture of the bookmark created by you and upload it on MS Teams.

Activity Time:  
Book Mark Making  
A gift  
for  
readers



## RESOURCES REQUIRED:

1. Thick Card board
2. White Sheet
3. Sketch pens
4. Fevicol
5. Crayons

*O little bookmark,  
Slim and slight,  
Between the pages,  
Closed up tight!*

## GUESSING GAME



I'm a fruit, like a sunny ball,  
Hanging on trees, I stand so  
tall.

Peel my skin, taste the delight,  
Who am I, shining so bright?



## SUGGESTED LIST OF READING:

Panchatantra, Peppa Pig, Pepper Series, Brown Bear Series, Meena Series, Fairytales, I can Read (Level 1), Good Night Series, Books authored by Eric Carle, Curious George Series.



# Mango Varieties to Savour



A mango is a fruit of a tree grown in warm parts of the world. The mango tree first grew in India and parts of Eastern Asia. This juicy fruit, called the 'King of Fruits' has some 1500 varieties in India.

## Activity 1: Mango Magic Sculpture

Let's make a 3D Mango using Play Dough or Atta or Mitti. Colour it with brush and paint and display it nicely on your dining table. Click a picture and share it with your Class Teacher. Bring the clay mango to school on reopening. Please refer to the link:

<https://www.youtube.com/watch?v=6HGyLeR3Im0>

## Activity 2: Mango Odyssey

Be Ready With:

A4 sheet, pictures of different varieties of mangoes, glue.

Let's Create:

A picture booklet of four leaves (measurement – half of A4 sheet) Choose any four varieties of your favourite mangoes available in your nearby market. (Parents may encourage their child to taste these mangoes to experience their flavor like safeda, langda, dussheri, chausa, etc.) Let the child identify the mango and its name. Click pictures of the 4 varieties and paste their pictures in the booklet created.

दो अक्षर का मेरा नाम,  
रंग बदलना मेरा काम,  
कच्चा खाओ या पक्का,  
इनाम मिलेगा अच्छा,  
बताओ मेरा नाम?

### Trivia Time

India's 'Mango Man' Kalimullah Khan grew a tree in Uttar Pradesh with 300 flavours of mangoes. He has named mangoes on celebrities. He has won the prestigious 'Padma Shri' award.

# Mango Summer Cooler

"Our dear little mango enthusiasts! Lets beat the heat of the warm, sunny days of summer with a refreshing mango cooler? Mango summer cooler is not just any drink; it's a magical mixture that combines the sweetness of mangoes with the coolness of ice. So, let's put on our aprons, grab our ingredients, and get ready for a mango-tastic time!"

## Ingredients:

- 1 cup ripe/raw(boiled) mango pulp,
- 2 tablespoons honey (adjust to taste),
- 8-10 fresh mint leaves,
- Juice of 1 lemon,
- a pinch of black pepper/roasted jeera powder (optional),
- a pinch of rock salt (optional),
- Ice cubes, Fresh mint sprigs for garnishing, glasses for serving

## Instructions:

- In a mixing jar combine the ripe mango pulp, honey, fresh mint leaves, lemon juice, black pepper , and rock salt. Mix until smooth and well combined with a stirrer.
- Once the mixture is well blended, transfer it to a pitcher or jug.
- Add ice cubes to serving glasses.
- Pour the mango mixture over the ice cubes in each glass.
- Garnish with a sprig of fresh mint for an extra touch of freshness and presentation.
- Serve immediately and enjoy your refreshing mango summer cooler!

Trivia Time:  
Mangoes are rich in vitamins A, C, and D.



Upload a photo of your child making the cooler and relishing it.

Link for the recipe:

<https://www.youtube.com/watch?v=gw9YrFxDpL4&t=174s>

# Mango Mania: An Ice Cream Fiesta

In the heat of summer, bananas and mangoes ripen quickly and may become too ripe for children's liking. But don't let them go waste! Combine these overripe bananas with mangoes to make homemade ice cream. It's not only a tasty treat but also a fun activity that teaches resourcefulness. Let's gather and enjoy turning these fruits into a cool and delicious dessert that we all will love.

Overripe bananas are beneficial for heart health too! They are rich in minerals like potassium and magnesium. It is also helpful in reducing the risk of heart diseases.



Dear Parents, Shoot a video while making, serving and enjoying the healthy and refreshing recipe with family and friends and upload it on MS Teams.



## Steps to make "Mango Ice Cream"

- Peel and slice the over ripe bananas.
- Put them in the freezer for a few hours.
- Chop the mangoes and keep them ready.
- Chop some nuts/ chocolate/ dried fruits for added texture and flavour.
- Once, the bananas are frozen, take them out of the freezer and put it in a blender.
- Add chopped mangoes and blend until you get a smooth consistency.
- Scoop into bowls and garnish with a sprinkle of chopped nuts or dried fruits.
- Enjoy the irresistible combination of bananas and the goodness of mango with crunchy, nutty delights!

# Nature's Blessings: Mango Leaves & Wood



Not only the fruit, but mango leaves are also used in decorations to celebrate festivals and special occasions. Bandhanwars are made using mango leaves which bring prosperity and good fortune in the house.

Similarly, mango wood, valued for its strength and fragrance, is also used in pujas. These traditions reflect a deep connection with nature.

## Activity:

### Divine Doorway

Let's use mango leaves and marigold flowers to create a beautiful bandhanwar and decorate our homes.

Click a picture of the bandhanwar made by the child.

You may refer to the link below for a tutorial.

<https://youtu.be/h8mkkC9fs1k>

Mango, mango, in the sun,  
Grows on trees, so much fun.  
Yellow, orange, juicy too,  
Mangoes are tasty, just for  
you!


## Resources Required:

- Mango leaves
- Marigold Flowers



# कच्चे और पके हुए आम का मस्ती भरा सफ़र

जिस तरह आम सभी फलों में खास हैं, उसी प्रकार से उससे बनने वाले व्यंजन भी सभी को पसंद आते हैं।



आम से बनने वाले स्वादिष्ट व्यंजनों की सूची:

आम का अचार अच्छा,  
अच्छी आम की खीर,  
लस्सी आम की लाजवाब,  
मुंह में आए नीर।

कच्ची कैरी से बनने वाले व्यंजन:

खट्टी मीठी चटनी  
कच्चे आम की सब्ज़ी  
कच्चे आम की लौंजी  
कच्चे आम का अचार  
कच्चे आम का कचुंबर  
आम पत्रा  
आम का शरबत

पके आम से बनने वाले व्यंजन:

आम रस  
आम का रसीला हल्वा  
आम का शेक  
आम की मिठाई  
आम की कैंडी  
आम की फिरनी  
आम की आइसक्रीम



# Mango Medley: A Symphony of Flavours in Every Bite

Let's speak and taste the different food items that we make using mangoes.

Mango Chunda



Mango Kulfi



Mango Candy



Mango Shake



Aam Panna



Raw Mango Chutney



Mango Kalakand















Aam Papad


Mango Pickle



# Learning Outcomes

The child will be able to:

-  Express ideas and stories related to mangoes.
-  Demonstrate enhanced fine motor skills through activities like cutting and pasting.
-  Design and create mango-themed artworks using different materials and techniques.
-  Present information about mangoes in a creative and engaging manner.
-  Observe and describe characteristics of mango trees and fruits.
-  Apply problem-solving skills to tasks such as identifying mango varieties or creating mango-themed craft.
-  Show creativity and precision in colouring and crafting mango-themed artworks.
-  Identify the nutritional benefits of mangoes.
-  Plan and prepare healthy snacks and meals incorporating mangoes.
-  Propose ways to reduce food waste and promote sustainability.
-  Explain the cultural significance of mangoes in different traditions.
-  Describe traditional uses of mango leaves and wood in rituals and ceremonies.





## Important Points to be Noted



The HHW is to be submitted in a labelled folder with your child's name, class, and section written on it (to submit the worksheets and work done on sheets from the holiday homework).



The holiday homework will not be sent on the first day post the summer break. The submission dates will be communicated to you later by your respective class teachers via your class BCGs (WhatsApp groups).



All pictures/ videos are to be uploaded on MS Teams (details mentioned in the following slide). Folders for submission will be created in Teams Classrooms.



A short doubt-clearing session with parents regarding the summer holiday homework will be scheduled. The date for this session will be shared with you soon.



Most of the activities designed are simple and may be done by the child independently. Please allow the children to complete the holiday homework tasks on their own or with minimal assistance. We shall be looking forward to the original work of our learners, not focusing on accuracy but creativity and originality.



The entire purpose is to enjoy the process while doing the holiday homework, with the children developing a love for learning and exploring new things.



A separate document folder comprising worksheets is being shared to recap the concepts done until now in the class.

## Mode of Submission of Activities

| Sl. No. | Slide No.   | Slide Title   | Folder/ Uploading           |
|---------|-------------|---|-----------------------------|
| 1       | Slide no 3  | The Mango Story   | Folder                      |
| 2       | Slide no 4  | Tree Tango: Mango Masterpiece                             | Folder + Video on MS Teams  |
| 3       | Slide no 5  | Mango Madness: Sweet vs. Sour                             | Folder + Photo on MS Teams  |
| 4       | Slide no 6  | Yellow..... The Colour of Mangoes                         | Folder                      |
| 5       | Slide no 7  | Exploring Seeds from Solo Surprises to Bountiful Bonanzas | Folder                      |
| 6       | Slide no 8  | Mango Book Buddy  | Photo on MS Teams           |
| 7       | Slide no 9  | Mango Varieties to Savour                                 | Folder + Photo on MS Teams  |
| 8       | Slide no 10 | Mango Summer Cooler                                       | Photo on MS Teams           |
| 9       | Slide no 11 | Mango Mania: An Ice Cream Fiesta                          | Video on MS Teams           |
| 10      | Slide no 12 | Nature's Blessings: Mango Leaves and Wood                 | Photo on MS Teams           |
| 11      | Worksheets  | Provided Separately                                       | To be submitted in a Folder |

# REFRESHING SUMMER BREAK

- Enjoy your summer holidays.
- Stay active, do some form of exercise and take plenty of rest and sleep.
- Maintain a healthy routine for a balanced lifestyle. Keep hydrated and avoid going out during peak afternoon hours.
- Have loads of fun and make wonderful memories!
- Don't forget to indulge in the deliciousness of mangoes!
- Have a fantastic summer break!
- We shall look forward to welcome you back in school on 01 July 2024 (Monday)

SUMMER  
Days Are  
for  
**MAKING**  
Memories

