



**Bal Bharati**  
PUBLIC SCHOOL  
Sector-21, Noida, G.B. Nagar



# **BAL BHARATI PUBLIC SCHOOL, NOIDA**

## **CURRICULUM**

**DEPARTMENT: PRE PRIMARY**

**SESSION : 2024-2025**

**CLASS: PRE SCHOOL**



# PRE SCHOOL CURRICULUM

2024-25

## THEMES

<b>MONTH</b>	<b>THEME</b>
APRIL/MAY	All about Myself
JULY	Water & Food
AUGUST	My Country, My Pride
SEPTEMBER	Fauna on Earth
OCTOBER	Air
NOVEMBER	Transport
DECEMBER	Community Helpers
JANUARY	Toys & Games
FEBRUARY	Flora on Earth
MARCH	School tour and Bridging Gap activities



**MONTH: APRIL / MAY**


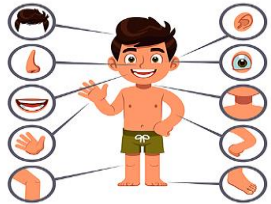



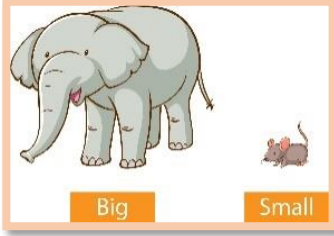











**THEME OF THE MONTH: ALL ABOUT ME/THINGS AROUND ME**

## INTRODUCTORY STORY

PS I- Bharati and Bharat are Bal Bhartians. Bharati is Bharat's elder sister. This morning, as they were coming to school by the school bus, Bharat asked Bharati, "Didi, how old are you?" "Six years old, my little brother" replied Bharati. Bharat said, "Didi, Mumma says I am three years old". Before a minute passed, Bharat was ready with his next volley of questions. "Bharati didi, why doesn't Mumma take you to the barber for a haircut as she takes me every month?... Why is your and my footwear different- yours being so beautiful?... Why does Dad call you 'Princess' and me 'Champ?'" Bharati explained....





Language and Literacy (English and Hindi)		Math and Blocks	Gross & Fine Motor Skills/ Creative Expression	Science and Exploration	Values, Morals and Ethics (With due importance on Indian culture and rootedness)
Language (English & Hindi)	Literacy (English & Hindi)				
<ul style="list-style-type: none"> <li>Circle Time</li> <li>News of The Day</li> </ul> <p><b>English Rhyme Book:</b></p> <ul style="list-style-type: none"> <li>Ten Little Fingers</li> <li>Growing Me</li> <li>Tommy Thumb</li> <li>Clap Your Hands</li> </ul> <p><b>Story:</b> The Lion and the Mouse कहानी – शेर और चूहा</p>  <p><b>Hindi Rhyme Book –</b></p> <ul style="list-style-type: none"> <li>आह टमाटर</li> <li>गर्मी आई</li> <li>गर्मी में देखो</li> <li>अच्छे बच्चे</li> </ul> <p><b>Free Conversation-</b></p> <ul style="list-style-type: none"> <li>Myself -name, age, gender, class, school, how do I commute to school, my contact details, etc.</li> <li>My likes and dislikes</li> <li>My Family (Members in my family)</li> <li>My Body – How I appear, I love Myself</li> <li>Body Parts (face, large muscles, fine muscles &amp; sense organs)</li> <li>Keeping my body safe from injuries</li> <li>Keeping my body safe by differentiating between Good Touch and Bad Touch</li> </ul> <p>Each child to be encouraged for speaking short sentences in English.</p> <p><b>Language Activity – “Simon Says”</b></p>	<p><b>Reading Readiness Activities</b></p> <ul style="list-style-type: none"> <li>Vocabulary: I, me, myself, mine, father, mother, family, brother, sister, younger, elder, uncle, aunt, love, etc.</li> </ul>   <p><b>Writing Readiness Activities</b></p> <ul style="list-style-type: none"> <li>Simple outdoor activities - running, hopping, jumping for the growing child's well-toned large muscles to support &amp; enhance fine muscle coordination.</li> <li>Crumpling, clay, squeezing, throwing, catching – specifically for fine muscles.</li> <li>Scribbling using crayons on different surfaces.</li> <li>Coloring activities</li> <li>Pattern tracing: Standing line</li> </ul>  <p><b>शब्दावली - गर्मी, कुल्फी, गरम, पसीना, चाय, रस, ससर, कंधे, बाजू, पैर, हाथ, होठ, आंख, कान, बाल, दोस्त, इत्यादि ।</b></p>	<p><b>Problem Solving</b></p> <ul style="list-style-type: none"> <li>Sorting and pairing activities</li> </ul>  <p><b>Pre number concept</b></p> <ul style="list-style-type: none"> <li>Big/Small with Objects, Pictures, worksheets.</li> </ul>  <p><b>Shapes</b></p> <ul style="list-style-type: none"> <li>Introduction of Circle</li> </ul>  <p><b>Numbers</b></p> <ul style="list-style-type: none"> <li>Oral Counting 1 to 5</li> <li>Introduction of Number 1 with quantity correlation</li> </ul>   <p>Theme related objects can be taken in all the activities and functions.</p> <p><b>MONTESSORI APPARATUS</b></p> <ul style="list-style-type: none"> <li>Pink Tower</li> <li>Sand Paper Numbers</li> </ul> 	<p><b>Fine Motor-</b></p> <ul style="list-style-type: none"> <li>Fine Motor- <ul style="list-style-type: none"> <li>Colours- Red</li> <li>Colouring in Sun, Ice Cream, Mango, Ball</li> </ul> </li> <li>Art and Craft activities on summer fruits and vegetables.</li> </ul>   <p><b>Gross Motor-</b></p> <ul style="list-style-type: none"> <li>Animal walk, Body Movements</li> <li>Doll's play (to bring concept of body parts)</li> <li>Dancing freely on music to recognize his/her body parts (Head, Shoulders, Knees and Toes)</li> </ul> <p><b>Creative Expression</b></p> <ul style="list-style-type: none"> <li>Takeaways done during the adaptation week.</li> <li>My Activity Book- Colour Me Red</li> </ul> 	<p><b>BSA:</b></p> <ul style="list-style-type: none"> <li>Birthday Cap Craft</li> </ul>  <ul style="list-style-type: none"> <li>Pictorial Book on 'My Favourite Fruits and Vegetables'</li> </ul>  <ul style="list-style-type: none"> <li>Exploring Emotions</li> </ul>  <ul style="list-style-type: none"> <li>Earth Day – Fashion Show using Upcycled Materials</li> </ul> 	<p><b>Value</b></p> <ul style="list-style-type: none"> <li>Helping &amp; Sharing</li> <li>Helping my friends, family &amp; anyone in need</li> <li>Sharing</li> </ul> <p><b>Project/ Experiential learning (Collaboration):</b></p> <p>‘Clothes I wear’</p> <p><b>Seva:</b></p> <ul style="list-style-type: none"> <li>Awareness &amp; seva to self.</li> <li>Namaskar</li> <li>“Touch/Hug/Kiss Me Not” ...if I don't permit.</li> <li>Taking turns &amp; playing together, managing/using tiffin boxes/water bottles/ cloth or tissue napkins</li> <li>Hygiene &amp; self-care</li> </ul> <p><b>Behavioural Skills:</b></p> <p>Accepting &amp; dealing with extreme weather.</p>

## Learning Outcomes

<p><b>English</b></p> <ul style="list-style-type: none"> <li>The child will be able to understand the importance and hence will learn ways to protect the most precious and exhaustive natural resource of Earth i.e. water.</li> <li>The child will be able to use new words learnt.</li> <li>The child will be able to read 3 letter words (CVC).</li> </ul>	<p><b>हिन्दी</b></p> <p>छात्र उचित स्वर प्रवाह तथा हाव भाव के साथ</p> <p>कविता वाचन में सक्षम होगा ।</p> <ul style="list-style-type: none"> <li>बच्चा वायु अनुरेखण और रेत अनुरेखण द्वारा</li> <li>ड, ह और य अक्षरों की बनावट को पहचानना सीखेगा ।</li> <li>बच्चा चित्र पुस्तक से वर्णमाला के अक्षरों की आकृति और ध्वनि को पहचानने का प्रयास करेगा ।</li> </ul>	<ul style="list-style-type: none"> <li>The child will be able to sort and compare various objects.</li> <li>The child will be able to develop his/her thinking skills and build problem-solving ability</li> <li>The child will be able to write numbers 1 to 40 independently and understand the quantity correlation with its number symbol from 1 to 20.</li> </ul>	<ul style="list-style-type: none"> <li>The child will be able to develop his/her fine motor skills and gross motor skills.</li> <li>The child will be able to gain strength and confidence in his/ her body movements.</li> <li>The child will be able to develop his/her critical thinking ability.</li> </ul>	<ul style="list-style-type: none"> <li>The child will be able to develop probing, analytical and reasoning skills. The child will develop the aptitude of learning by doing.</li> </ul>	<ul style="list-style-type: none"> <li>The child will be able to develop empathy, compassion, and love towards others.</li> <li>The child will imbibe humane qualities and grow up to be responsible adult</li> <li>The child will be able to develop sensitivity towards the natural, physical and human resources in the immediate environment.</li> </ul>
--	---	--	---	---	--



**MONTH: JULY**

**THEME OF THE MONTH: WATER AND FOOD**

## **INTRODUCTORY STORY**

PS I- A small, white, cute, furry rabbit lived in a burrow. Its name was Bunny. One day, as Bunny came out of the burrow to fetch some food and water, it found a vegetable seller's shop close by. In the shop there were baskets full of red, crisp carrots. Its mouth drooled...we all need to eat healthy food like fresh vegetables and fruits to grow big...



(Story to be continued by the teacher and students)





**Month – July 2024**

# Theme – Water & Food

Language and Literacy (English and Hindi)		Math and Blocks	Creative Expression	Science and Exploration	Values, Morals and Ethics (With due importance on Indian culture and rootedness)
Language (English & Hindi)	Literacy (English & Hindi)				
<ul style="list-style-type: none"> <li>Circle Time</li> <li>News of The Day</li> <li>Sing Along:</li> <li>I Hear Thunder</li> <li>I Love My Umbrella</li> <li>A Rainy Day</li> </ul>  <ul style="list-style-type: none"> <li>Story: <b>The Hare and the Tortoise</b></li> </ul>  <p><b>गीतांजली</b> – हे भगवान तुझे प्रणाम, छाता, आलू बोला मुझको खाली</p> <p><b>कहानी</b> - प्यासा कौआ</p>  <p>Children to express what they like/dislike to eat</p> <ul style="list-style-type: none"> <li>I feel happy when.</li> <li>I feel sad when.</li> <li>I love to eat.</li> </ul> 	<p>Reading Readiness Activities</p> <ul style="list-style-type: none"> <li>Vocabulary- hot, sun, dry, cut, water, food, junk, raw, ite, eat, ked,</li> </ul>  <ul style="list-style-type: none"> <li>Alphabet Stories and rhymes to introduce the letters</li> <li>Related vocabulary with each consonant- leg, ten, inkpot, etc.</li> <li>Letter games</li> </ul>  <ul style="list-style-type: none"> <li>Related worksheets</li> </ul> <p><b>शब्दावली</b> - भोजन, फल, सब्जी, दूध, साफ़, गंदा, मच्छर, पानी, बाररश, छाता, पकोड़े, इंद्रधनुष</p> <p><b>Writing Readiness Activities</b></p> <ul style="list-style-type: none"> <li>Tracing straight lines from top to bottom and left to right</li> <li>Tracing in sand and paper</li> </ul> <p>➤ Montessori Apparatus-</p> <ul style="list-style-type: none"> <li>Sand Paper Letters.</li> </ul>	<p><b>Development of Simple Early Mathematical Skills</b></p> <ul style="list-style-type: none"> <li>Sorting</li> </ul>  <p><b>More Less</b></p>  <p><b>Shape — Square and Triangle</b></p>  <ul style="list-style-type: none"> <li>Knowledge of patterns: Sleeping Line</li> </ul>  <ul style="list-style-type: none"> <li>Recognition of numbers 2 and 3</li> <li>Correlation of numbers with objects 1, 2 &amp; 3</li> <li>Oral Counting — 1 to 5.</li> </ul>  <p>➤ Montessori Apparatus-</p> <ul style="list-style-type: none"> <li>Pink Tower</li> <li>Cylinder blocks</li> <li>Sand Paper Number</li> </ul>	<p><b>Fine Motor-</b></p> <ul style="list-style-type: none"> <li>spooning</li> <li>threading</li> <li>paper tearing and pasting</li> <li>lacing</li> <li>pegging</li> </ul>  <ul style="list-style-type: none"> <li>Introduction of colour – Blue</li> </ul>  <p><b>Gross Motor-</b></p> <ul style="list-style-type: none"> <li>Fun with Aerobics</li> </ul>  <p><b>Creative Expression</b></p> <p>Activity Book:</p> <ul style="list-style-type: none"> <li>Craft a melon</li> </ul>  <ul style="list-style-type: none"> <li>Pitter Patter Rain Drops</li> </ul>	<p>➤ <b>BSA</b></p> <ul style="list-style-type: none"> <li>Rainy Day Delights</li> </ul>  <ul style="list-style-type: none"> <li>Harvest Harmony</li> </ul>  <p>➤ <b>Scientific Temperament</b></p> <ul style="list-style-type: none"> <li>Sound Experiment</li> </ul>  <ul style="list-style-type: none"> <li>Exploring the Power of Millets</li> </ul>  <p>➤ International Tiger Day.</p>	<p><b>Politeness &amp; Truthfulness</b></p>   <p>➤ <b>Behavioural Skills:</b></p> <ul style="list-style-type: none"> <li>Eating Right: Eye-Hand &amp; Mouth-Hand Coordination</li> <li>Enacting correct movements &amp; gestures related to eating food, drinking water &amp; enjoying rain</li> <li>Poise</li> <li>Being thankful for food &amp; water</li> </ul> <p>➤ <b>Seva</b></p> <ul style="list-style-type: none"> <li>Eating/Finishing tiffin</li> <li>Defining/understanding portions of food &amp; water as per one's hunger &amp; thirst</li> </ul> <p>➤ <b>Value:</b></p> <ul style="list-style-type: none"> <li>Not to waste food &amp; water</li> <li>Care</li> </ul> 



• **Language Activity – “Farm Fresh Fun”**  
 ➤ (Show and Tell)



**LEARNING OUTCOMES**

**The child will be able to:**

- improve his/her speech.
- learn intonation and correct pronunciation.
- build his/ her vocabulary.
- develop auditory skills such as discriminating between sounds.

**The child will be able to:**

- develop an understanding of simple early mathematical skills.
- develop an understanding of repeating patterns by identifying, extending and creating.

**The child will be able to:**

- develop gross and fine motor skills and enhance creativity.
- articulate their feelings and thoughts.
- make 2-piece puzzle and know about body parts

**The child will be able to:**

- know about the world around them.
- strengthen conceptual understanding.
- inculcate the values of scientific thinking.

**Project Based Learning: “Dramatization of food producers & suppliers”**

**“Food/Water/Rain related paper folding activities”**



**MONTH: AUGUST**

**THEME OF THE MONTH: - My Country, My Pride (मेरा देश , मेरा अमिमान)**

## INTRODUCTORY STORY

PS I- Lieutenant Azaad is a soldier in the Indian Army. He is presently posted at Delhi and lives with his family. Soon Lieutenant Azaad will leave Delhi and move to Rajasthan with his wife and son, Yash to take care of our country India from there. Yash is so proud of the fact that his father is an Indian soldier and also very excited about moving to Rajasthan with his Ma & Papa. He is looking forward to eating Rajasthani food, visiting various interesting places, forts & monuments in Rajasthan and greeting everyone “khamma Ghani” along with “Namaskar” that he has learnt as he stayed in Delhi. Yash salutes his BIG nation -INDIA! Bharati & Bharat, Yash’s neighbourhood friends are sad about Yash leaving Delhi. They wish him and his family good wishes as they move to Rajasthan.






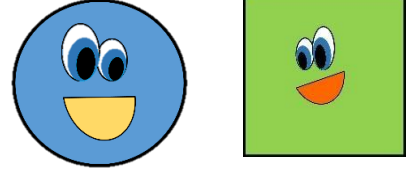
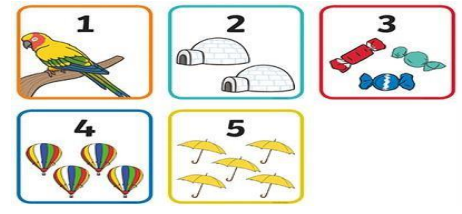




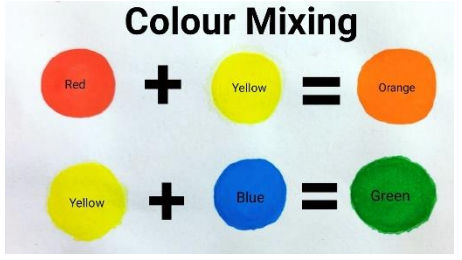




**CELEBRATING 77<sup>th</sup> INDEPENDENCE DAY**





# Month - August

## Theme- My Country, My Pride (मेरा देश, मेरा अभिमान)

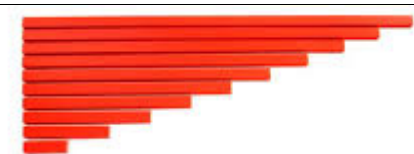
Language and Literacy (English and Hindi)		Math and Blocks	Expression	Science and Exploration	Values, Morals and Ethics (With due importance on Indian culture and rootedness)
Language (English & Hindi)	Literacy (English & Hindi)				
<ul style="list-style-type: none"> <li>Circle Time</li> <li>News of The Day</li> </ul> <p><b>Sight words-</b> I, My, Me</p> <p><b>Sing Along:</b></p> <ul style="list-style-type: none"> <li>God's Love (Page 1)</li> <li>Be Honest (Page 4)</li> <li>How Does the Corn Goes? (Page 20)</li> </ul>  <p><b>Story:</b></p> <ul style="list-style-type: none"> <li>The Hare and the Tortoise</li> </ul>  <p><b>गीतांजलि:</b></p> <ul style="list-style-type: none"> <li>नन्हे सैनिक (Page 15)</li> <li>उड़ी पतंग (Page 10)</li> </ul>  <p><b>कहानी:</b> प्यासा कौआ</p>  <ul style="list-style-type: none"> <li>Children will be asked to</li> </ul> <ul style="list-style-type: none"> <li>Identifying the 'Tiranga' through Picture Conversation (only)</li> <li>Listening to story of Indian independence</li> <li>Recognizing ONE Freedom fighter and speaking one-two sentences about her/him.</li> </ul>	<p><b>Reading Readiness Activities:</b></p> <ul style="list-style-type: none"> <li>Theme related vocabulary- Delhi, city, India, Country, Flag, Tricolour, clean, nation, march, peace, soldiers, etc.</li> <li>Sight words- I, my, me</li> </ul> <p>Concretize letter recognition with the help of a variety of experiences like air tracing, tray tracing, and interactive panel activities.</p> <ul style="list-style-type: none"> <li><b>Letter F f-</b> fan, fit, fat, fun, fry, fly, fish, frog, flag, face, fight, fingers, feather, fantastic, fabulous etc.</li> <li><b>Letter D d-</b> den, day, dew, doll, drum, dress, door, dive, dirty, deep, deer, drive, dark, drain, drape, dinner, doctor etc.</li> <li><b>Letter A a-</b> at, an, am, ant, axe, apple, arrow, alligator, airplane, almanac, anger, almirah etc.</li> </ul>  <p><b>Writing Readiness Activities:</b></p> <ul style="list-style-type: none"> <li>Development of postural control</li> <li>Colouring in enclosed figures</li> </ul>	<p><b>Numeracy:</b></p> <ul style="list-style-type: none"> <li>Sorting and pairing activities</li> <li>Pre number concept-long/short.</li> <li>Revision of shapes- circle, square and Triangle.</li> </ul>  <ul style="list-style-type: none"> <li>Knowledge of patterns- slanting lines</li> <li>Moving finger clockwise and anti-clockwise to trace various shapes.</li> <li>Oral counting- 1 -10</li> <li>Recognition of numbers 4 and 5.</li> <li>Correlation of numbers 1 to 5 with quantity.</li> </ul>  <ul style="list-style-type: none"> <li>Matching activities.</li> <li>Information of age, contact number.</li> </ul> <p><b>Montessori Apparatus:</b></p> <ul style="list-style-type: none"> <li>Pink Tower</li> </ul>  <ul style="list-style-type: none"> <li>Cylinder Blocks</li> </ul>  <ul style="list-style-type: none"> <li>Long Stairs</li> </ul>	<p><b>Creative Expression:</b></p> <ul style="list-style-type: none"> <li>Identifying the colours – Orange, White, Green &amp; Blue in the environment.</li> <li>Coloring the Tiranga</li> </ul> <p><b>Sparks of Joy (My Activity Book):</b></p> <p>Dancing Dolphin (Page 10)</p>  <p>Four Fish Friends (Page 12)</p>  <p><b>Activity:</b></p> <p>Festive Threads- Rakhi making using colourful threads and beads (16.08.24)</p> <p><b>BSA:</b></p> <p>Rehearsals for Group Song (07.08.24) Final Presentation Group Song (14.08.24)</p>	<p><b>Mixing of Colours Experiment:</b></p> <p>The children will prepare orange &amp; green colours through colour mixing activities.</p>  <p><b>Astronomy Session:</b></p> <p>Exploring Our Cosmic Neighbourhood (21.08.24)</p>  <p><b>Project / Experiential Learning (Collaboration):</b></p> <p>Simple, collective class display for celebrating Independence Day.</p> 	<p><b>Value Basic Courtesies and Manners – Gratitude and Respect for Nation</b></p> <p><b>Behavioural skills:</b></p> <ul style="list-style-type: none"> <li>Learning &amp; Collective Singing of an age-appropriate song/rhymes helping the children feel “MY India My Pride”.</li> </ul> <p><b>Seva:</b></p> <ul style="list-style-type: none"> <li>To learn to salute the National flag.</li> </ul> <ul style="list-style-type: none"> <li>Story Narration and Enactment (Toy Based Pedagogy)</li> </ul>  <ul style="list-style-type: none"> <li>Shloka Chanting</li> </ul>  <p><b>Value:</b></p> <p>Importance of National Citizenship</p>



- Learning important terms like 'Jai Hind', 'Tiranga', 'Mera Bharat Mahaan' through morning (Special) Assemblies



- Clay modelling with rolling board, building blocks etc.
  - Tracing of slanting lines (left to right and right to left)
  - Picking up small objects especially with Pincer grip and Tripod grip.
- शब्दावली :-**
- दिल्ली, झंडा, नदी, भारत, लालकिला, कमल, मोर, चीता, विजय, सैनिक, पहाड़, इत्यादि ।
  - इन शब्दों को नियमित रूप से क्रियाओं द्वारा बच्चों के सक्रिय शब्द कोष में प्रयोग करवाया जाएगा।



- Sand Paper Numbers.



**Language Activity:**

Bonding Narrates- My Friends (05.08.24)

**LEARNING OUTCOMES**

**The child will be able to:**

- improve his/her speech.
- learn intonation and correct pronunciation.
- build his/ her vocabulary.
- develop the competence of children to understand what they hear.
- understand and express emotions.

**English**

**The child will be able to:**

- enhance active vocabulary related to summer season.
- acquire phonetic awareness
- बच्चे भाषा के प्रति रुचि जागृत करेंगे।
- बच्चे कौशल के अनुप्रयोग और एकीकरण पर ध्यान केंद्रित करना खेंगे।

**The child will be able to:**

- develop an understanding of simple early mathematical skills.
- identify and extend simple patterns in shapes and numbers.
- practice decision-making, problem-solving and critical thinking.

**The child will be able to:**

- develop gross and fine motor skills and enhance creativity.
- communicate thoughts, experiences or ideas.
- learn to follow instruction and think critically.

**The child will be able to:**

- know about the worldaround them.
- strengthen conceptual understanding.
- inculcate the values ofscientific thinking.

**The child will be able to:**

- develop empathy, compassion and love towards others.
- imbibe good moral values.
- boosts self-confidence.
- imbibe the value of patriotism.

❖ **Special Assembly:** Independence Day on 14.08.24

❖ **Interactive PTM:** 03.08.24

❖ **Special days celebration:** International Friendship Day: Story Narration-Bond of Krishna & Sudama on 06.08.24

Janmashtami Celebration: Role Play related to Krishna Katha on 23.08.24

Dr Maria Montessori Day Celebration on 30.08.24

❖ **Toy Based Pedagogy:** Stick Puppets, Soft Toys, Number Games



**MONTH: SEPTEMBER**










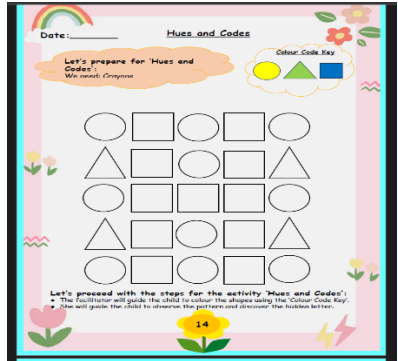




**THEME OF THE MONTH:** Fauna on Earth

## INTRODUCTORY STORY

PS I- It was time for an annual celebration!! The animals living in a pond in a thick forest were preparing for a lovely & colourful 'Parade'. The Shark declared that she would lead the parade & asked everyone to dress up in their best attire and participate joyfully. The Crocodile & the Tortoise seemed to be a little perplexed & confused as they had promised their animal & insect friends, the Bear, the Giraffe and the Butterfly for organising a similar parade on land.





Language and Literacy (English and Hindi)		Math and Blocks	Creative Expression	Science and Exploration	Values, Morals and Ethics (With due importance on Indian culture and rootedness)
Language (English & Hindi)	Literacy (English & Hindi)				
<ul style="list-style-type: none"> <li>Circle Time</li> <li>News of The Day</li> <li><b>Sing Along:</b></li> <li>Two little dicky birds (Page 6)</li> <li>Five little monkeys (Page 18)</li> <li>Rabbit, rabbit 1, 2, 3..(Page 26)</li> </ul>  <p><b>Story:</b></p> <ul style="list-style-type: none"> <li>The Monkey and the Crocodile</li> </ul>  <p><b>गीतांजलि:</b></p> <ul style="list-style-type: none"> <li>चिड़िया (Page 18)</li> <li>चींटी और हाथी (Page 27)</li> <li>जंगल में जानवर (Page 29)</li> </ul> <p><b>कहानी:</b> चतुर खरगोश</p>  <p>Conversation and Discussion on animals around us:-</p> <ul style="list-style-type: none"> <li>Introduction to the theme through a story having a number of animals</li> <li>What is an animal?</li> <li>Names of different animals.</li> <li>Differentiate between animals on the basis of their size – Small and Big, integrating Pre-number concept</li> </ul>	<p><b>Reading Readiness Activities:</b></p> <ul style="list-style-type: none"> <li>Theme related vocabulary: Names of animals, care, shelter, friendly, pet, vet, wild.</li> <li><b>Sight words</b> – I, Am</li> </ul> <p>Concretize letter recognition with the help of a variety of experiences like air tracing, tray tracing, and interactive panel activities.</p> <ul style="list-style-type: none"> <li><b>Letter K k</b>- kit, kid, kite, kiwi, keep, kind, kettle, kitten, kennel, kangaroo, kindergarten etc.</li> <li><b>Letter B b</b>- bat, bag, bin, bin, bed, beg, bug, boy, ball, bear, bite, blue, black, boon, boil, black, bread, butter, brush, bully, button, branch, bottle, butterfly etc.</li> <li><b>Letter H h</b>- hat, hot, hit, hut, heal, head, high, heel, high, horn, hero, hump, horse, home, house, height, helicopter, heroine, hamper, hashtag, hunger etc.</li> </ul>  <p>Alphabet stories and rhymes to introduce the letters.</p> <p>Letter games Related worksheets</p> <p><b>Writing Readiness Activities:</b></p> <ul style="list-style-type: none"> <li>Development of postural control.</li> <li>Tracing of curves</li> <li>Paper folding, colouring in enclosed figures and free hand drawing, etc.</li> <li>Rainbow tracing on numbers and letters using three different colours</li> </ul>  <p><b>शब्दावली :-</b></p>	<p><b>Numeracy:</b></p> <ul style="list-style-type: none"> <li>Sorting and pairing activities</li> <li>Pre-number concept: Tall/Short</li> </ul>  <ul style="list-style-type: none"> <li>Revision of shapes- Circle, Square and Triangle</li> </ul>   <ul style="list-style-type: none"> <li>Knowledge of patterns- Curves</li> <li>Oral Counting 1-10.</li> <li>Recognition of numbers 6 &amp; 7</li> <li>Correlation of numbers 1 to 7 with quantity</li> <li>Matching activities</li> </ul> <p><b>Find the correct shadow</b></p>  <p><b>Montessori Apparatus-</b></p> <ul style="list-style-type: none"> <li>Frames (Velcro Frame)</li> </ul>	<p><b>Creative Expression:</b></p> <ul style="list-style-type: none"> <li>Nest Making (in collaboration): Description of the bird &amp; its nest</li> <li>Distinguishing between animals and birds' footprints using clay</li> </ul> <p><b>Sparks of Joy (My Activity Book):</b></p> <ul style="list-style-type: none"> <li>Hues and codes (Page 14)</li> <li>Bingo colours (Page 16)</li> </ul>   <p><b>BSA :</b></p> <p>Clean Tunes: Baal Geet for Keeping Tidy (04.09.24)</p> <p><b>BSA:</b></p> <p>Wild Creations: Crafting Adorable Animal Head Accessories (25.09.24)</p>	<ul style="list-style-type: none"> <li>Nature Walk</li> </ul>  <ul style="list-style-type: none"> <li>Dig for Bugs:</li> </ul> <p>Observation of movement of insects using Magnifying glass.</p>  <p><b>Project / Experiential Learning (Collaboration):</b></p> <ul style="list-style-type: none"> <li>Animal races Nature Walk</li> <li>Zoo visit</li> <li>Show and tell activity</li> <li>Animal Movement: Teach children about how different animals move (e.g. slither, hop, crawl, swim) and encourage children to imitate these movements.</li> </ul> <p><b>Scientific Temperament:</b></p> <p>"Shadow Safari" (Animal and Bird Shadow) on 18.09.24</p>	<p><b>Behavioural skills:</b></p> <ul style="list-style-type: none"> <li>Unique animal sounds</li> <li>Eating pattern of animals Demonstrating the behavioural expressions and actions found in the animal kingdom – Animal Walk</li> <li>Highlight the importance of working together through animal inspired tasks (for e.g. politeness &amp; softness of a follow the leader relating it to walking in line.) Care for birds</li> <li>Be energetic.... Wake up with sunrise like birds</li> <li>Like birds, go to bed at the same time every evening.</li> </ul>  <p><b>Seva:</b></p> <ul style="list-style-type: none"> <li>Grasping the essentials of nourishing, maintaining cleanliness, and providing aid for animals, feeding animals, taking care of injured animals.</li> <li>Visit to animal shelters like <i>Goshalas</i> for providing food and clothes during harsh weather under adult supervision (Relating Mother Tongue and telling them that <i>Gau</i> means cow and <i>Shala</i> means shelter).</li> <li>Provide separate bowls for grains (seeds) and water.</li> </ul> <p><b>Value:</b></p> <ul style="list-style-type: none"> <li>Not to harm animals</li> <li>Care for animals</li> </ul>



- Basic features of animals and birds
- Insects which we see in the surroundings



**Language Activity:**  
Animal Riddles (30.09.24)

- कुत्ता, मछली, गाय, बिल्ली, बंदर, शेर, चारा, घास, चूहा, खरगोश, पंख, चोंच, इत्यादि।
- इन शब्दों को नियमित रूप से क्रियाओं द्वारा बच्चों के सक्रिय शब्द कोष में प्रयोग करवाया जाएगा।

- मौखिक ध्वनि विश्लेषण ऊ और आ





- अपने नाम की पहली ध्वनि सुनना

स्वर एवं वर्ण सम्बंधित आयु -अनुरूप विख्यात शब्दावली एकत्रित करके बच्चों को अभ्यास करवाना शिक्षिका का ध्येय रहेगा।



- Number Rods



## LEARNING OUTCOMES

**The child will be able to:**

English

- improve his/her speech.
- learn intonation and correct pronunciation.
- build his/ her vocabulary.
- develop auditory skills such as discriminating between sounds.

Hindi

Hindi

- बच्चा स्वर से संबंधित ध्वनि विश्लेषण का प्रयोग करना सीखेगा और अपने आप को व्यक्त करने का प्रयास करेगा।

**The child will be able to:**

English

- enhance active vocabulary related to animals and insects.
- acquire phonetic awareness.

Hindi

- बच्चा स्वर एवं वर्ण सम्बंधित आयु -अनुरूप विख्यात शब्दावली बोलने का प्रयास करेगा।
- बच्चाभाषा कौशल के अनुप्रयोग और एकीकरण पर ध्यान केंद्रित करना सीखेगा।

**The child will be able to:**

- develop an understanding of simple early mathematical skills.
- develop an understanding of shapes around us increase their manipulative skills.
- develop an understanding of the cardinal meaning of the numbers.
- Co-relate numbers and quantity

**The child will be able to:**

- develop gross and fine motor skills
- enhance his/her creativity.
- articulate their feelings and thoughts creatively.
- display dramatic skills.

The child will be able to :-

- develop thinking skills.
- enhance observation skills .
- be aware of various animals and insects.
- Be aware of the sounds and movement of the insects and animals around.

**The child will be able to:**

- develop empathy, compassion and love towards others.
- imbibe good moral values.
- boost self-confidence.
- Enhance self confidence

❖ 'Teacher's Day'- Craft - 04.09.24

❖ 'Hindi Diwas/ Swachhta Pakhwada Celebration" 10<sup>th</sup> & 13<sup>th</sup> September 24

❖ Term I PTM: 21.09.24

❖ Toy Based Pedagogy: Stick Puppets, Soft Toys, 2-3 pieces puzzles,, Number Games, bugs bingo





**MONTH: OCTOBER**

**THEME OF THE MONTH: Air**

## INTRODUCTORY STORY
















PS I- Varsha is Bharati's best friend; both these five-year-old girls are classmates at Bal Bharati Public School. One day when Bharati & Varsha were enjoying their tiffin snacks sitting under a neem tree in their school's playground, Varsha noticed three flying clouds up in the sky...she expressed her surprise to Bharati and asked, "Bharati can you see those three moving clouds in the sky? I wonder how are they moving? I can't see any wings around their bodies...clouds do not have feet either as though someone is pushing them...Who can this be? Can you see someone making these clouds move Bharati?"





# Month - October

## Theme - Air (साफ़ रहेगी वायु)

Language and Literacy (English and Hindi)		Math and Blocks	Creative Expression	Science and Exploration	Values, Morals and Ethics (With due importance on Indian culture and rootedness)
Language (English & Hindi)	Literacy (English & Hindi)				
<ul style="list-style-type: none"> <li>Circle Time</li> <li>News of The Day</li> <li><b>Sing Along:</b></li> <li>Bits of paper(Page 3)</li> <li>Sweet Me (Page 14)</li> </ul>  <p><b>Story:</b></p> <ul style="list-style-type: none"> <li>The Monkey and the Crocodile</li> </ul>  <p><b>गीताजली</b></p> <ul style="list-style-type: none"> <li>आओ भाई आओ(Page 16)</li> <li>मेरे साथी(Page 20)</li> <li>अपना घर(Page 17)</li> </ul>  <p><b>कहानी - बातूनी कछुआ</b></p>	<p><b>Reading Readiness</b></p> <ul style="list-style-type: none"> <li>Theme related Vocabulary: hot, cool, pure, clean, cough, smell, viral, breeze, breathe, pollution, fragrance, vacuum etc..</li> <li>Sight words – He, She, we</li> <li>Air related vocabulary - breeze, wind, and storm</li> </ul>  <ul style="list-style-type: none"> <li>Concretize letter recognition with the help of a variety of experiences like air tracing, tray tracing, and interactive panel activities</li> <li>Letter E e - egg, elf, end, enter, empty, engage, engine, empire, exercise, empire, empire, explore, entry. elephant, eggplant, envelope, etc.</li> <li>Letter V v - van, vet, vote, vase, vest, vote, voice, vulture, violet, violin, village, vibgyor, vegetables etc.</li> </ul>  <p>Alphabet stories and rhymes to introduce the letters .Letter games ,Related worksheets</p>	<p><b>Numeracy-</b></p> <ul style="list-style-type: none"> <li>Sorting and pairing activities</li> <li>Pre-number concept: Far/Near</li> <li>Oral Counting 1-10</li> <li>Tracing of sandpaper numbers</li> <li>Recognition of number 7</li> <li>Correlation of numbers 1 to 7 with quantity</li> <li>Concept of zero</li> </ul>   <p><b>Montessori Apparatus:</b></p> <ul style="list-style-type: none"> <li>Frames (Button Frame), Spindle Box, Sandpaper Number</li> </ul> 	<p><b>Physical Activity:</b></p> <ul style="list-style-type: none"> <li>Feel and sound of air</li> <li>Simple exercises highlighting the presence of air - In and around us</li> <li>Long breaths, short breaths.</li> </ul> <p><b>Sparks of Joy(MyActivity Book):</b></p> <ul style="list-style-type: none"> <li>Kites go Flying(Page 18)</li> <li>Hot Air Balloon(Page 20)</li> </ul>   <p><b>BSA:</b> Rangoli Making(23.10.24)</p>  <p><b>Astronomy Session:</b> Mision Mangal(09.10.24)</p>	<p><b>Air Experiments</b></p> <p>To demonstrate the presence of air by simple fun experiments</p> <ul style="list-style-type: none"> <li>Introduction to Air - 'Air is everywhere.' Feeling the presence of air.</li> <li>Properties of air (space, speed) with the help of simple hands - on activities</li> </ul>  <p><b>Project / Experiential Learning (Collaboration):</b></p> <ul style="list-style-type: none"> <li>'Air we Smell' - Good smell and bad smell (Smelling heeng, agarbatti , camphor, rotten tomato, etc.)</li> <li>How do smells get to our nose?</li> <li>Air carries them</li> </ul> <p>Audio recording of learners' reactions by the facilitator</p> 	<p><b>Value and Basic Courtesies and Manners –'Green' Habits Behavioural Skills</b></p> <ul style="list-style-type: none"> <li>Imbibe the habit of using a handkerchief while sneezing, coughing.</li> <li>Talking to each other from an adequate distance</li> </ul>  <p><b>Seva</b></p> <p>Planting activity:</p> <ul style="list-style-type: none"> <li>Engage children in planting seeds, teaching them about their role in caring for the natural environment</li> </ul> <p><b>Value</b></p> <p>Developing a sense of responsibility towards the environment</p> <ul style="list-style-type: none"> <li>Working together to keep the air clean</li> <li>Humanity, compassion, Vasudhev Kutumbakam –The entire world breathes the air</li> </ul> 



<ul style="list-style-type: none"> <li>• Picture Conversation</li> <li>• Wrap-Up and Review : ‘Fun with Air’</li> <li>• Activities: Review key concepts through interactive games and activities.</li> <li>• Show and Tell: Narration of story or recitation of rhyme (being learnt at school about Air) for family members. The family to create a short video of the preschooler doing this step.</li> <li>• <b>LanguageActivity:</b> Family(Role Play)- 28.10.24</li> </ul>	<p><b>Writing Readiness Activities:</b></p> <ul style="list-style-type: none"> <li>• Development of postural control</li> <li>• Colouring in enclosed figures, free hand drawing and paper tearing and pasting</li> <li>• Writing of letters Ll and Tt using thick crayons</li> </ul> <p><b>Hindi</b></p> <ul style="list-style-type: none"> <li>• शब्दावली -पंख ,बाजार, हवा ,गुब्बारा ,हवाई जहाज पक्षी, पतंग, आदि</li> <li>• मौखिक ध्वनि विश्लेषण - ई और ऐ स्वर स्वर एवं वर्ण संबंधित आयु अनुरूप विख्यात शब्दावली एकत्रित करके बच्चों तक पहुंचाना शिक्षिका का ध्येय रहेगा।</li> <li>• इन शब्दों को नियमित रूप से क्रिया क्रियो क्रियो क्रियो द्वारा बच्चों के सक्रिय शब्दकोष में प्रयोग करवाएं।</li> </ul>				
--	---	--	--	--	--

## LEARNING OUTCOMES

<p><b>The child will be able to</b> <u>English</u></p> <ul style="list-style-type: none"> <li>➤ use a diverse and extensive vocabulary.</li> <li>➤ learn intonation and correct pronunciation.</li> <li>➤ develop auditory skills such as discriminating between sounds.</li> </ul> <p><u>Hindi</u></p> <ul style="list-style-type: none"> <li>➤ बच्चे स्वर से संबंधित ध्वनि विश्लेषण का प्रयोग करना सीखेंगे और अपने आप को व्यक्त करने का प्रयास करेंगे बच्चे अपनी मौखिक प्रवीण का और सक्रिय भागीदारी को सफल करेंगे</li> </ul>	<p><b>The child will be able to</b> <u>English</u></p> <ul style="list-style-type: none"> <li>➤ enhance active vocabulary related to things we see in the sky</li> <li>➤ acquire phonetic awareness.</li> <li>➤ Enhance sensory motor skills</li> </ul> <p><u>Hindi</u></p> <ul style="list-style-type: none"> <li>➤ बच्चे भाषा के प्रति रुचि जागृत करेंगे। बच्चे कौशल के अनुप्रयोग और एकीकरण पर ध्यान केंद्रित करना सीखेंगे।</li> </ul>	<p><b>The child will be able to:</b></p> <ul style="list-style-type: none"> <li>➤ develop an understanding of simple early mathematical skills.</li> <li>➤ recognize, develop, describe and represent numbers and implement the usage of numbers in day-to-day life.</li> </ul>	<p><b>The child will be able to:</b></p> <ul style="list-style-type: none"> <li>➤ develop confidence, thinking skills, imagination and emotional understanding</li> </ul>	<p><b>The child will be able to:</b></p> <ul style="list-style-type: none"> <li>➤ know about the world around them.</li> <li>➤ strengthen conceptual understanding.</li> <li>➤ inculcate the values of scientific thinking.</li> <li>➤ appreciate scientific development</li> </ul>	<p><b>The child will be able to:</b></p> <ul style="list-style-type: none"> <li>➤ develop empathy, compassion and love towards others.</li> <li>➤ imbibe good moral values.</li> <li>➤ boosts self-confidence.</li> </ul>
--	--	---	---	---	---

❖ **Celebrations** - Gandhi Jayanti(Shram Daan)-01.10.24/Dussehra/Diwali

❖ **Toy Based Pedagogy:** Stick Puppets, Soft Toys, Dug-Dugi, Number Games, Musical Instruments, Jaduu ka Pitara





**MONTH: NOVEMBER**

**THEME OF THE MONTH:** Means of Transport

## INTRODUCTORY STORY




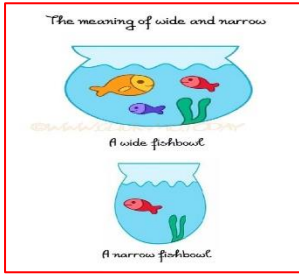


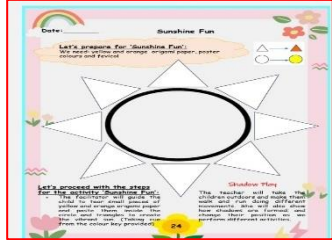



PS I- Once upon a time, on the busy roads of Delhi, there lived four friends- Mrs. Car, Mr. Truck, Ms Bicycle & Mr. Auto Rickshaw. On a sunny day, as they were waiting at the Red Light. They started a conversation with each other. Mrs. Car commented "You know, we always get stuck in this heavy traffic. It's so disturbing". Mr. Truck nodded and said, I wish there were broader roads to make our ride smooth and clean. Ms. Bicycle, smallest of the four said "I am slim and light as compared to you all" and run manually and do not get stuck in the traffic like you Mr. Truck and Mrs. Car. I do not create pollution at all. I look so simple... not like you Mrs. Car, you come in so many different models. Mr. Auto Rickshaw being the green vehicle came with a solution "I am glad to tell you that unlike Car and Truck, I run on cleaner fuel, I am a green vehicle and do not create pollution. If we promote riding together and encourage each other to ride on such eco-friendly vehicles, we can make Delhi clean and green. All the three agreed and ....





# Month - November

## Theme- Means of Transport (यातायात है बहुत जरूरी संगी साथियो की मिटाएं दूरी)

Language and Literacy (English and Hindi)		Math and Blocks	Creative Expression	Science and Exploration	Values, Morals and Ethics (With due importance on Indian culture and rootedness)
Language (English & Hindi)	Literacy (English & Hindi)				
<ul style="list-style-type: none"> <li>Circle Time</li> <li>News of The Day</li> </ul> <p><b>Sing Along:</b></p> <ul style="list-style-type: none"> <li>Teddy Bear (Page5)</li> <li>Hop a Little(Page 16)</li> <li>Wheels of the bus (Page 21)</li> </ul>  <p><b>Story:</b> The Monkey and the Crocodile</p>  <p><b>गीताजली</b> बत्ती (Page 6) छुक छुक चली मेट्रो((Page 24) गाड़ी का पहिया(Page 19)</p> <p><b>कहानी-</b> बातूनी कछुआ</p>	<p><b>Reading Readiness Activities:</b></p> <ul style="list-style-type: none"> <li>Theme related Vocabulary: far, gas, CNG, slow, fast, near, land, road, rash, honk, tyre, wheel, means, mode, petrol safety, traffic, electric, zebra crossing, green vehicle, speed breaker etc.</li> <li>Sight words – this, the, it. Letter Cc- car, cup, cat cot, cold, cool, corn, cake, clock, cage, care, class, candle, cabin, create, computer, cushion, carpenter, compass etc. Letter Oo - ox, on, off, open, oven, orange, office, oxygen, octopus, ostrich, orchid, orchestra etc.</li> </ul>  <ul style="list-style-type: none"> <li>Alphabet stories and rhymes.</li> <li>Letter games</li> </ul> <p><b>Writing Readiness Activities</b></p> <ul style="list-style-type: none"> <li>Development of postural control</li> <li>Free hand drawing - Land, Water &amp; Air transport.</li> <li>Writing of letters Ii and Ff..</li> </ul>	<p>Integration with pre number concepts (big/small, thick/thin, few/many, heavy/light). Observing the wheels of different types of vehicles</p> <p><b>Numeracy-</b></p> <ul style="list-style-type: none"> <li>Sorting and pairing activities</li> <li>Pre- Number Concept- Narrow &amp; Wide.</li> <li>Oral Counting 1-10.</li> <li>Tracing of sandpaper numbers. Recognition of numbers 8 &amp; 9.</li> <li>Correlation of numbers 1 to 9 with quantity.</li> <li>Information of house number, number of family members.</li> </ul>  <p><b>Montessori Apparatus:</b></p> <ul style="list-style-type: none"> <li>Frames (Button Frame)</li> <li>Spindle Box, Sandpaper Number</li> </ul> 	<p><b>Physical Activity:</b></p> <ul style="list-style-type: none"> <li>Action games- simple, safe and age appropriate movement of different vehicles, human pyramid.</li> <li>Role Play Traffic Policeman. Delhi metro as a means of transport/ Metro station.</li> <li>Imitating movements and pace of different vehicles</li> </ul> <p><b>Sparks of Joy(MyActivity Book):</b></p> <ul style="list-style-type: none"> <li>Cool Car Craft(Page 22)</li> <li>Sunshine Fun(Page 24)</li> </ul>  	<ul style="list-style-type: none"> <li>Circular movement of tyres- connect different speed levels).</li> <li>Types of fuel used to run different types of vehicles- (petrol, diesel).</li> </ul> <p>Recognition of sounds produced by various means of transport (loud and soft sounds).</p> <ul style="list-style-type: none"> <li>Traffic Lights-Integration of observation &amp; time displayed for red &amp; green lights at Traffic signals, significance of red, yellow, and green signals in the traffic light</li> </ul>  <p><b>Project/ Experiential Learning (collaboration)</b></p> <ul style="list-style-type: none"> <li>Exploring the school premises to spot and identify different vehicles.</li> </ul>	<p><b>Value and Basic Courtesies and Manners- Cleanliness</b></p> <p><b>Behavioural Skills</b></p> <ul style="list-style-type: none"> <li>Emphasizing the importance of holding an adult's hand when on the roads, etc.</li> <li>To learn to drive the most basic and eco - friendly land transport – tricycle &amp; bicycle.</li> </ul> <p><b>Seva</b></p> <ul style="list-style-type: none"> <li>Inviting a Traffic Police officer in the school for felicitating him.</li> </ul>  <p><b>Value</b></p> <ul style="list-style-type: none"> <li>Integration of SD Goals - use of eco friendly vehicles like bicycle, battery operated vehicles.</li> </ul> 

<p>Song - “Swachh Bharat ka Irada”</p> <p>Names of common means of transport that the child sees in his/her environment.</p> <p><b>Language Activity:</b> Chinese Whispers(18.11.24)</p>	<p>शब्दावली-सड़क,जल,रेलगाड़ी,हवा,समुद्र बस,दुआ,धुआं,कार,,पहिया,,साइकिल इत्यादि।</p> <p>मौखिक ध्वनि विश्लेषण - अ , उ और औ स्वर स्वर एवं वर्ण संबंधित आयु अनुरूप विख्यात शब्दावली एकत्रित करके बच्चों तक पहुंचाना शिक्षिका का ध्येय रहेगा। इन शब्दों को नियमित रूप से क्रिया क्रियो क्रियो क्रियो द्वारा बच्चों के सक्रिय शब्दकोष में प्रयोग करवाएं</p>		<p><b>BSA:Exploring Roads-Transport Craft(27.11.24)</b></p> <p><b>Scientific Temperament-Magical Magnets(06.11.24)</b></p> 		
--	---	---	--	--	--

## LEARNING OUTCOMES

<p><b>The child will be able to:</b></p> <p><u>English</u></p> <ul style="list-style-type: none"> <li>➤ use speech or an expressive mode of communication.</li> <li>➤ Comprehend conversation and stories.</li> </ul> <p><u>Hindi</u></p> <ul style="list-style-type: none"> <li>➤ बच्चे स्वर से संबंधित ध्वनि विश्लेषण का प्रयोग करना सीखेंगे और अपने आप को व्यक्त करने का प्रयास करेंगे बच्चे अपनी मौखिक प्रवीणता का और सक्रिय भागीदारी को सफल करेंगे</li> </ul>	<p><b>The child will be able to:</b></p> <p><u>English</u></p> <ul style="list-style-type: none"> <li>➤ Identify letter and its formation.</li> <li>➤ acquire phonic awareness</li> <li>➤ evaluate the sensory information.</li> </ul> <p><u>Hindi</u></p> <ul style="list-style-type: none"> <li>➤ बच्चे भाषा के प्रति रुचि जागृत करेंगे। बच्चे कौशल के अनुप्रयोग और एकीकरण पर ध्यान केंद्रित करना सीखेंगे।</li> </ul>	<p><b>The child will be able to:</b></p> <ul style="list-style-type: none"> <li>➤ count objects concretely, pictorially and symbolically.</li> <li>➤ identify math experiences that will help develop pre number concepts.</li> <li>➤ develop decision making, problem solving and critical thinking skills.</li> </ul>	<p><b>The child will be able to:</b></p> <ul style="list-style-type: none"> <li>➤ understand the difference between different modes of transport</li> <li>➤ improve coordination and motor skills.</li> <li>➤ express emotions freely</li> <li>➤ enhance creative and imaginative skills</li> </ul>	<p><b>The child will be able to:</b></p> <ul style="list-style-type: none"> <li>➤ observe and feel his/her surroundings.</li> <li>➤ develop scientific temperament</li> <li>➤ Strengthen conceptual understanding</li> <li>➤ enhance their understanding on properties of air</li> </ul>	<p><b>The child will be able to:</b></p> <ul style="list-style-type: none"> <li>➤ imbibe good moral values.</li> <li>➤ understand the importance and ways of keeping our surroundings clean.</li> <li>➤ boosts self-confidence.</li> <li>➤ understand importance of health and hygiene</li> </ul>
--	---	---	---	--	---

- ❖ **Toy Based Pedagogy:** Different means of transport DIY toys, stick puppets, Story Theatre
- ❖ **Annual Day Practice**
- ❖ **Children’s Day Celebration-Musical Chair (14.11.24)**











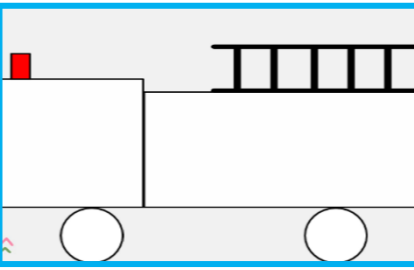

## INTRODUCTORY STORY

PS I- Yesterday, when Bharati and Bharat were returning home from School, Bharati started instructing & explaining things to her kid brother Bharat. "My dear Bharat, as we reach home in a little while, you will not see our helper Didi around. Mumma has given her a 'chutti' as Didi is unwell. Please take off your shoes and clothes and keep them separately. I will keep these in the washing area. Do not throw them around as you do everyday. Also, collect your lunch plate from me when I will call you from the kitchen. Do not start watching 'Nickelodeon.' You may do all this when our helper Didi gets back to our household tomorrow."





**Month - December**  
**Theme – Community Helpers**

Language and Literacy (English and Hindi)		Math and Blocks	Creative Expression	Science and Exploration	Values, Morals and Ethics (Gratitude)
Language (English & Hindi)	Literacy (English & Hindi)				
<ul style="list-style-type: none"> <li>Circle Time</li> <li>News of The Day</li> <li><b>Sing Along:</b> <ul style="list-style-type: none"> <li>Our Helpers,</li> <li>Winter Fun,</li> <li>Pat a Cake</li> </ul> </li> <li>गीतांजली:           <ul style="list-style-type: none"> <li>मेरे साथी,</li> <li>मझे की सर्दी,</li> <li>डॉक्टर देखो,</li> <li>धोबी आया,</li> </ul> </li> <li>Why do we need help?</li> <li>How can we help each other at home?</li> <li>Concept of parents working outside of home.</li> <li>Names and identification of few common community helpers in the environment - Doctor &amp; Nurse, Driver, Guard, House help, etc.</li> <li>Basic tools used by these community helpers.</li> <li><b>Language Activity:</b> <ul style="list-style-type: none"> <li>Dreamscape Dialogues – Sharing Wishes (16.12.24)</li> </ul> </li> </ul> 	<p><b>ENGLISH LITERACY</b></p> <p><b>Reading Readiness Activities</b></p> <ul style="list-style-type: none"> <li><b>Vocabulary-</b> doctor, teacher, plumber, shoemaker, cobbler, policeman, dentist, soldier RJ's, delivery boy, barber, chef, driver, green grocer, air hostess, pilot, gardener, helper didi/bhaiya, guards, attendant, tools, uniforms, duty, responsible, share, service, thank you, serve, gratitude.</li> </ul>  <p><b>COMMUNITY HELPERS</b></p> <ul style="list-style-type: none"> <li><b>Sight words-</b> On, At.</li> <li><b>Letter &amp; sound recognition and related vocabulary</b></li> <li>Concrete letter recognition with the help of a variety of experiences like tracing, tray tracing, and interactive panel activities.</li> <li><b>Letter W w.:</b> wet, way, wag, wind, wear, wait, west, what, wipe, wave, wall, word, waist, wash, watch, water, whistle, whale, winter, window, weight, weather etc.</li> <li>Revision of letters done so far.</li> <li>Alphabet stories and rhymes to introduce the letters.</li> </ul>  <p><b>Writing Readiness Activities</b></p> <ul style="list-style-type: none"> <li>Development of postural control.</li> <li>Free hand drawing</li> <li>Writing of letters Dd, Aa, Kk using crayons.</li> </ul> <p><b>HINDI LITERACY</b></p>	<p><b>NUMERACY</b></p> <p><b>Sorting and Pairing Activities.</b></p> <ul style="list-style-type: none"> <li>Pre Number Concept- Fat &amp; Thin.</li> <li>Oral Counting 1-10.</li> <li>Tracing of sandpaper numbers.</li> <li>Recognition of numbers 1-10.</li> <li>Correlation of numbers 1 to 10 with quantity.</li> </ul>  <p><b>Thin Fat</b></p> <p><b>Montessori Apparatus-</b> Brown Stairs, &amp; previous Montessori apparatus to be carried along.</p>  <p><b>The Brown Stairs</b></p>	<ul style="list-style-type: none"> <li><b>My Activity Book (Sparks of Joy) -</b> <ol style="list-style-type: none"> <li><b>Routine Raceway</b>  </li> <li><b>Fire Truck</b>  </li> </ol> </li> </ul> <p><b>Alankrit:</b> An Art &amp; Design Fest (6.12.24)</p> <p><b>Elegance Extravaganza:</b> Fashion Show (7.12.24)</p> <p><b>BSA</b></p> <p>Joyful Jingles: Christmas Carol Concert (18.12.24)</p> <p><b>Christmas Celebrations:</b> X-Mas Craft-Paper Pines (24.12.24)</p> <p><b>Outdoor Activity:</b> Build a Snowman (Team Game) (27.12.23)</p>	<p><b>Astronomy: Activity:</b> Exploring the Giant- Jupiter (11.12.24)</p> 	<p><b>Behavioural Skills:</b> Help the children learn certain 'helping' skills that make the home environment more organised like putting the toys back at the correct place, keeping the used plates in the sink, etc.</p> <p><b>Seva:</b></p> <ul style="list-style-type: none"> <li>Thank you, cards.</li> <li>Offering help to approachable community helpers through a donation drive at school.</li> </ul> <p><b>Value:</b></p> <ul style="list-style-type: none"> <li>Appreciating and respecting the role of others (helpers).</li> <li>To be patient and treat them with kindness &amp; respect.</li> </ul>



- शब्दावली: माली, डॉक्टर, सब्जीवाला, ठेला, हरा बगीचा, दूध, पुलिस, अध्यापक, इत्यादि।
  - मौखिक ध्वनि विश्लेषण: इ, ए, और ओ
- इन शब्दों को नियमित रूप से क्रियाओं द्वारा बच्चों के सक्रिय शब्द कोष में प्रयोग करवायें I

## Learning Outcomes

### The child will be able to:

- Children will be able to use language to communicate ideas and opinions.
- They will be able to enhance cooperation and express emotions with confidence.
- बच्चे स्वर से संबंधित ध्वनि विश्लेषण का प्रयोग करना सीखेंगे और अपने आप को व्यक्त करने का प्रयास करेंगे बच्चे अपनी मौखिक प्रवीणता का और सक्रिय भागीदारी को सफल करेंगे

### The child will be able to:

#### English

- enhance active vocabulary related to Community Helpers.
- Acquire Phonetic awareness.

#### Hindi

बच्चे भाषा के प्रति रुचि जागृत करेंगे।  
बच्चे कौशल के अनुप्रयोग और एकीकरण पर ध्यान केंद्रित करना सीखेंगे

### The child will be able to:

- develop an understanding of simple early mathematical skills.
- develop an understanding of repeating patterns by identifying, extending and creating.

### The child will be able to:

- develop gross and fine motor skills and enhance creativity.
- articulate their feelings and thoughts.

### The child will be able to:

- know about the world around them.
- strengthen conceptual understanding.
- inculcate the values of scientific thinking.
- appreciate scientific development

### The child will be able to:

- develop empathy, compassion and love towards others.
- imbibe good moral values.
- boosts self-confidence.

### Project Based Learning:

- ❖ DIY activity related to tools of the specific helpers like stethoscopes.
- ❖ Mini market setup for buying balloons, bangles, etc.

### Term II PTM (21.12.24)

### Day Camp (28.12.24)



**MONTH: JANUARY**

**THEME OF THE MONTH: TOYS AND GAMES**

## **INTRODUCTORY STORY**








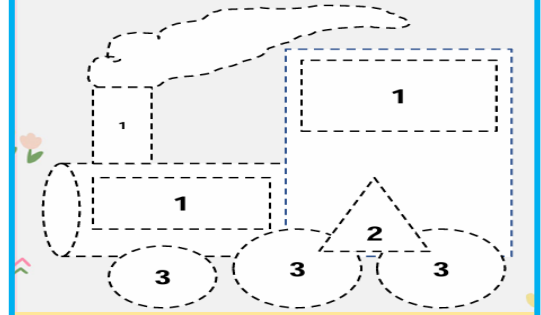



PS I- Chulbuli and Chutki are best friends. Chulbuli always insists on playing indoor and outdoor games with Chutki and instructs her to follow rules of the game. Chutki, on the other hand, loves playing with toys. At times, with soft toys and sometimes, with paper or wooden toys. She involves Chulbuli in naming these toys, making these toys speak to each other and share feelings. Chutki also reminds her to always share these toys with friends and to put them back at their respective places.





# Month - January

## Theme – Toys and Games

Language and Literacy (English and Hindi)		Math and Blocks	Creative Expression	Science and Exploration	Values, Morals and Ethics (Sharing and Caring)
Language (English & Hindi)	Literacy (English & Hindi)				
<ul style="list-style-type: none"> <li>Circle Time</li> <li>News of The Day</li> <li>Rhymes: Sing Along I am a little teapot Boogie-Woogie</li> </ul>  <p>गीतांजली –</p> <ul style="list-style-type: none"> <li>गुड़िया का झूला</li> <li>ढेलम ढेल</li> <li>चुन्नू मुन्नू</li> <li>Introduction to various toys through observation and exploration of Toys in their immediate environment.</li> <li>Speaking activity -My Favourite Toy</li> <li>The facilitator will incorporate sensory play with the help of sensory bins. These sensory bins are filled with toys of different textures to enhance tactile exploration and language development.</li> <li>Sharing toys- Why should toys be shared?</li> <li>Significance of keeping toys clean (to be done through picture conversation or during Circle Time activities).</li> <li>Vocabulary related to Toys. <ul style="list-style-type: none"> <li>Introduction to various indoor and outdoor games</li> <li>The games we play: Luka chupi games, Snakes and Ladders games, balloons, Simon says, puzzles</li> </ul> </li> </ul> <p>मौखिक ध्वनि विश्लेषण – व, ब</p> <ul style="list-style-type: none"> <li><b>Language Activity– Heroic Tales : (20.01.25)</b></li> </ul>	<p><b>Reading Readiness Activities:</b></p> <ul style="list-style-type: none"> <li>Theme related vocabulary: doll, soft, love, clean, share, chess, ludo, play, care, cards, share, happy, outdoor, indoor, puzzle, game, football, carrom board, basketball, cricket, badminton, snakes and ladder, puzzle, discipline.</li> <li>Revision of the letters done so far.</li> <li>Letter &amp; sound recognition and related vocabulary.</li> <li>Concretize letter recognition with the help of a variety of experiences like air tracing, tray tracing, and interactive panel activities.</li> <li><b>Letter Uu-</b> up, us, urn, ugly, utter, under, uncle, unpack, umbrella, upstairs, underpass etc.</li> <li><b>Letter Rr-</b> rat, red, raw, root, rock, ring, rain, rope, ripe, rage, route, right, rough, rattle, robot, ribbon, radish, racket, rainbow etc.</li> <li>Reading of two letter words</li> </ul>  <ul style="list-style-type: none"> <li>Alphabet Stories and rhymes to introduce the letters</li> <li>Related vocabulary with each consonant- umbrella, rat etc.</li> <li>Letter games</li> <li>Sight words- You, His, Her</li> </ul> <p><b>Writing Readiness Activities:</b></p> <ul style="list-style-type: none"> <li>Development of postural control.</li> <li>Colouring an enclosed figure and free hand drawing</li> <li>Writing letters - Kk, Bb, Hh (using a pencil).</li> </ul> <p><b>HINDI LITERACY</b></p>	<p><b>NUMERACY-</b></p> <ul style="list-style-type: none"> <li>Sorting and pairing activities.</li> <li>Shape- Oval</li> </ul>  <ul style="list-style-type: none"> <li>Oral counting 1-10. Tracing of sandpaper numbers.</li> <li>Correlation of numbers 1 to 10 with quantity.</li> <li>Pre-number concept- Up &amp; Down.</li> </ul>  <p><b>Montessori Apparatus-</b> Knobles cylinder, Zip Frame &amp; previous Montessori apparatus to be carried along.</p>  	<ul style="list-style-type: none"> <li><b>My Activity Book (Sparks of Joy) –</b></li> </ul> <p>1. Two Little Dicky Birds</p>  <p>2. My Toy Train</p>  <p><b>BSA :</b> Land of Liberty : Patriotic Pride (Kite and Flag making) 22.01.25</p> <p><b>Republic Day Celebrations:</b> 24.01.25 Rhyme recitation on patriotism</p> <p><b>Outdoor Activity:</b> Practice for Spring Fest (Sports Day)</p> <ul style="list-style-type: none"> <li>Toy land walk: Organize a "Toy Land Walk" wherein children can walk around the room with their favourite toys. As they walk, they can briefly talk about their toys.</li> </ul>	<ul style="list-style-type: none"> <li><b>Scientific Temperament:</b> Pom Pom Propel (Movement of things with air pressure) 15.01.25</li> </ul>  <p><b>Behavioural Skills:</b></p> <ul style="list-style-type: none"> <li>Fostering collaborative play through toys and sharing the toys turn wise and play together i.e, Pretend game / Act of playing.</li> <li>Fostering social skills, teamwork and positive communication while playing games.</li> </ul> <p><b>Seva:</b></p> <ul style="list-style-type: none"> <li>Creating a Toy Bank</li> <li>Taking care of toys/objects and articles</li> </ul> <p><b>Value:</b> Sharing and caring</p> <ul style="list-style-type: none"> <li>Inculcating the habit of taking care of toys and winding up the toys after playing.</li> </ul>  <ul style="list-style-type: none"> <li>Reviving traditional games and toys</li> </ul> 	

- शब्दावली-खिलौने, गुड़िया, पिटारा, पोटली, भागना, आसन, सेहत, आददा
- लिखित अभ्यास- व और ब इन शब्दों को नियमित रूप से क्रियाओं द्वारा बच्चों के सक्रिय शब्द कोष में प्रयोग करवायें

## LEARNING OUTCOMES

### The child will be able to:

- improve his/her speech.
- learn intonation and correct pronunciation.
- build his/ her vocabulary.
- develop auditory skills such as discriminating between sounds.

### The child will be able to:

#### English

- enhance active vocabulary related to summer season.
- acquire phonetic awareness.

#### Hindi

बच्चे भाषा के प्रति रुचि जागृत करेंगे।  
बच्चे कौशल के अनुप्रयोग और एकीकरण पर ध्यान केंद्रित करना सीखेंगे

### The child will be able to:

- develop an understanding of simple early mathematical skills.
- develop an understanding of repeating patterns by identifying, extending and creating.

### The child will be able to:

- develop gross and fine motor skills and enhance creativity.
- articulate their feelings and thoughts.

### The child will be able to:

- know about the world around them.
- strengthen conceptual understanding.
- inculcate the values of scientific thinking.
- appreciate scientific development

### The child will be able to:

- develop empathy, compassion and love towards others.
- imbibe good moral values.
- boosts self-confidence.

**Project Based Learning:** 1. Winter fruits and vegetables (Creating with clay dough)

2. Imaginary Play: Set up an area for imaginative play with various toys. This could be a kitchen, a doctor's office, or a construction site. Encourage children to use their creativity and language skills while playing together.

3. Creating a 'Jawaan/Tank/Soldier Cap' to celebrate Republic Day.

**Winter Break:** 30.12.24-10.01.25

**Interactive PTM:** 18.01.25





**MONTH: FEBRUARY**

**THEME OF THE MONTH: Flora on Earth**

## INTRODUCTORY STORY

PS I- Once Bharati and Bharat were enjoying the cool morning breeze in the garden next to their home. Suddenly, Bharati started wiggling Bharat's mind with some questions- "Bharat as we walk around here, how many colours can you identify in plants around us?"

Bharat replied, "I can see red (roses), green (leaves and grass), brown (trunks), yellow (sunflower), pink and white (periwinkle), orange (baby naarangi)."







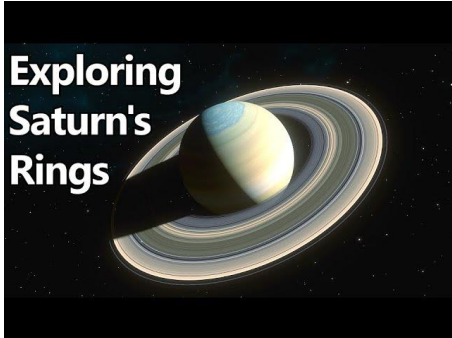


Bharati exclaimed "Oh wow! I am sure you have seen these colours in the plants, flowers, fruits and trees growing here." "Imagine staying somewhere, where there is no garden around us and we don't have all these colours to appreciate." And Bharat "Can you smell the fresh fragrance of these plants and flowers? The fresh air we are breathing in is also smelling so nice."





# Month - February

## Theme – Flora on Earth (पेड़ पौधों का करो ख्याल, बनाओ जीवन को खुशहाल)

Language and Literacy (English and Hindi)		Math and Blocks	Creative Expression	Science and Exploration	Values, Morals and Ethics (With due importance on Indianculture and rootedness)
Language (English & Hindi)	Literacy (English & Hindi)				
<ul style="list-style-type: none"> <li>Sing Along: Plants all around, When you are happy, One Two buckle my shoe</li> <li>Story: The Jack and the Beanstalk</li> </ul>  <ul style="list-style-type: none"> <li>गीतांजलि : किसने बनाया फूलों को, फूल, माली आया</li> <li>कहानी: दो दोस्त और भालू</li> </ul>  <p>Circle Time</p> <ul style="list-style-type: none"> <li>News of The Day</li> <li>Conversation and discussion on plants.</li> <li>Names of the common plants / trees around us – Neem, Banana, Tulsi, Money plant etc.</li> <li>Names of the common flowers that we can see in our immediate environment – Rose, Marigold, Sunflower, Lily, Pansy, Jasmine etc.</li> <li>Plants vary based on their size, colour, shape and texture of leaves.</li> <li>Things we get from plants – fruits, vegetables, wood,</li> </ul>	<p><b>ENGLISH LITERACY</b></p> <p><b>Reading Readiness Activities</b></p> <p>The facilitator to enhance the preschoolers' active vocabulary with the following:</p> <ul style="list-style-type: none"> <li>Conversing with the class group by using these words daily consciously and as frequently as possible.</li> <li>Theme-related vocabulary: sun, ant, pot, bud, crop, seed, stem, tree, stem, root, leaf, bud, fruit, water, seed, grow, field, spring, tractor, blossom, oxygen, names of plants, flower, vegetable and tree.</li> <li>Revision of the letters done so far.</li> <li>Sight words - You, His, Her</li> </ul> <p><b>Writing Readiness Activities</b></p> <ul style="list-style-type: none"> <li>Development of postural control.</li> <li>Freehand drawing.</li> <li>Writing of letters- Ee, Vv, Oo using a pencil.</li> </ul>  <p><b>HINDI LITERACY</b></p> <ul style="list-style-type: none"> <li>शब्दावली - पेड़, पत्ता, पौधा, पानी, मिट्टी, तना, फूल, बाजरा, घोंसला, तिनका, आदि ।</li> <li>मौखिक ध्वनि विश्लेषण : क तथा त</li> <li>सभी स्वरों का मौखिक ध्वनि विश्लेषण</li> <li>लिखित अभ्यास: क और त</li> </ul>  <p><b>Montessori Apparatus-Sand paper letters</b></p>	<p><b>NUMERACY –</b></p> <ul style="list-style-type: none"> <li>Sorting and pairing activities.</li> <li>Oral Counting 1 -10.</li> <li>Revision of Pre - number concept done so far.</li> <li>Revision of shapes</li> <li>Correlation of numbers 1 to 10 with quantity.</li> <li>Maze, Problem Solving.</li> <li>Montessori Apparatus - Previous Montessori apparatus to be carried along.</li> </ul> <p><b>Montessori Apparatus</b></p> <p>Sand paper numbers</p>	<p><b>Project / Experiential learning (Collaboration):</b></p> <ul style="list-style-type: none"> <li>Collage – Pasting of different leaves, things we get from plants.</li> <li>Sorting of seeds/leaves.</li> </ul> <p><b>Sparks of Joy:</b></p> <p>Activity- Creative Design Art</p> 	<ul style="list-style-type: none"> <li>Nature Walk</li> <li>Seed Germination</li> <li>Observe growth of Small Plant using Magnifying glass.</li> </ul>  <p>Astronomy : Rings of Wonder - Saturnian Exploration</p> 	<ul style="list-style-type: none"> <li>Behavioural Skills: Not to pluck leaves, flowers, stems etc.</li> </ul>  <ul style="list-style-type: none"> <li>'Seva': Watering plants in school &amp; at home.</li> </ul> 



<p>medicine, flowers.</p> <ul style="list-style-type: none"> <li>• Naming &amp; identification of common fruits &amp; vegetables.</li> <li>• Importance of Plants – fresh air, shade, shelter, cool breeze, wood, medicine, perfume, rubber.</li> <li>• Name the national fruit, Vegetable, Flower, Tree.</li> </ul>					
--	--	--	--	--	--

## LEARNING OUTCOMES

<p><b>The child will be able to:</b></p> <ul style="list-style-type: none"> <li>➤ improve his/her speech.</li> <li>➤ learn intonation and correct pronunciation.</li> <li>➤ build his/ her vocabulary.</li> <li>➤ develop auditory skills such as discriminating between sounds.</li> <li>➤ to use eye contact, gestures and facial expression appropriately when communicating with others.</li> <li>➤ think, raise questions and put their opinion confidently.</li> </ul>	<p><b>The child will be able to:</b></p> <p><u>English</u></p> <ul style="list-style-type: none"> <li>➤ enhance active vocabulary related to plants around them.</li> <li>➤ acquire phonetic awareness.</li> <li>➤ recognize and read age-appropriate sight words.</li> </ul> <p><u>Hindi</u></p> <p>बच्चा सक्षम होगा: -</p> <ul style="list-style-type: none"> <li>➤ अपने आस-पास के पौधों से संबंधित सक्रिय शब्दावली को बढ़ाने में।</li> <li>➤ ध्वन्यात्मक जागरूकता प्राप्त करने में।</li> <li>➤ आयु उपयुक्त दृष्टि शब्दों को पहचानने तथा पढ़ने में।</li> </ul>	<p><b>The child will be able to:</b></p> <ul style="list-style-type: none"> <li>➤ develop an understanding of simple early mathematical skills.</li> <li>➤ develop an understanding of repeating patterns by identifying, extending and creating.</li> </ul>	<p><b>The child will be able to:</b></p> <ul style="list-style-type: none"> <li>➤ develop gross and fine motor skills and enhance creativity.</li> <li>➤ articulate their feelings and thoughts.</li> <li>➤ make 2-piece puzzle and know about body parts</li> </ul>	<p><b>The child will be able to:</b></p> <ul style="list-style-type: none"> <li>➤ : know about the world around them.</li> <li>➤ strengthen conceptual understanding.</li> <li>➤ inculcate the values of scientific thinking.</li> <li>➤ work collaboratively towards uplifting Green Habits. show perseverance and commitment.</li> <li>➤ develop their observational skills and differentiate various types of plants.</li> </ul>	<p><b>The child will be able to:</b></p> <ul style="list-style-type: none"> <li>➤ develop empathy, compassion and love towards others.</li> <li>➤ imbibe good moral values.</li> <li>➤ boosts self-confidence.</li> </ul>
--	--	--	--	---	---

**BSA – Fly Up in the Sky (Bird Craft)**

**BSA – Astronomy: Rings of Wonder - Saturnian Exploration**

**Language Activity : Story Re-telling**

**Outdoor Activity : Collect the Nectar Game**



**Bal Bharati**  
PUBLIC SCHOOL  
Sector-21, Noida, G.B. Nagar

**MONTH: MARCH**

**THEME OF THE MONTH: MY SCHOOL**









Bridging programmes uploaded on PSDEAR prepared for Bal Bharati PS levels to be incorporated, to help the learners move to the next level with ease, confidence, clarity in their concepts, well achieved language and literacy competencies, & readiness to imbibe the next level of learning outcomes, behavioural skills, values, and learning standards for self-identification as proud BAL BHARATIANS.





# Theme - School Tour & Bridging Gap Activities

Month - March

Language and Literacy (English and Hindi)		Math and Blocks	Creative Expression	Science and Exploration	Values, Morals and Ethics (With due importance on Indian culture and rootedness)
Language (English & Hindi)	Literacy (English & Hindi)				
<ul style="list-style-type: none"> <li>• Circle Time</li> <li>• News of The Day</li> <li>• Sing Along: School Song, Good To Be Kind,</li> </ul>  <p><b>Hop A Little Jump A Little</b></p> <p>Story: <b>The Mice and The Elephant</b></p>  <p>गीतांजलि : गाजर का किला, हमारी बिल्ली, है नमन बाल भारती को   <b>कहानी - एकता में बल</b></p> 	<p><b>ENGLISH LITERACY</b></p> <ul style="list-style-type: none"> <li>• Revision of letters done so far.</li> <li>• Revision of the sight words.</li> <li>• Freehand drawing</li> <li>• Writing Practice of the letters done so far.</li> <li>• Bridging Worksheets</li> <li>• <b>Montessori Apparatus-</b></li> </ul> <p>Sandpaper letters</p>  <p><b>HINDI LITERACY</b></p> <ul style="list-style-type: none"> <li>• शब्दावली - विद्यालय, कक्षा, अध्यापक, छात्र, छात्रा शिक्षक, गाड़ी, सहायक, दीदी, भइया, आदि</li> <li>• सभी स्वरों का मॉखखक ध्वनिविश्लेषण</li> </ul>	<p><b>NUMERACY-</b></p> <ul style="list-style-type: none"> <li>• Sorting and pairing activities.</li> <li>• Oral Counting 1-10.</li> <li>• Revision of the Pre number concept done so far.</li> <li>• Revision of the shapes already done.</li> <li>• Correlation of numbers 1 to 10 with quantity</li> <li>• Revision of information of age, contact number, house number, number of family members.</li> </ul> <ul style="list-style-type: none"> <li>• <b>Montessori Apparatus-</b> Previous Montessori apparatus to be carried along.</li> </ul>	<ul style="list-style-type: none"> <li>• <b>Class Presentation</b></li> <li>• <b>Language Activity : Puppets Play</b> (Use puppets to engage in simple dialogues)</li> <li>• <b>Sparks of Joy: Doodling Fun</b></li> </ul> 	<ul style="list-style-type: none"> <li>• Nature Walk</li> </ul> 	<p><b>Respect For School Property</b></p>  <ul style="list-style-type: none"> <li>• Explore the School</li> </ul> 

## LEARNING OUTCOMES

<p><b>English</b></p> <ul style="list-style-type: none"> <li>The children will be able to know about their school and develop a positive approach towards learning.</li> </ul>	<p><b>English Literacy</b></p> <ul style="list-style-type: none"> <li>The children will be able to read and write letters learnt throughout the year.</li> </ul> <p><b>Hindi Literacy</b></p> <ul style="list-style-type: none"> <li>छात्र उचित स्वर प्रवाह तथा हाव भाव के साथ कविता वाचन में सक्षम होगा</li> <li>बच्चे हिन्दी वर्णमाला के अक्षरों की आकृति व ध्वनि को पहचानकर उन्हें पढ़ने का अभ्यास करेंगे।</li> </ul>	<ul style="list-style-type: none"> <li>The children will be able to write numbers with proper formation.</li> <li>The children will be able to draw/count/pick objects for the given number.</li> <li>The child will be able to develop his/her thinking skills and build problem-solving ability.</li> </ul>	<ul style="list-style-type: none"> <li>The child will be able to develop his/her fine motor skills and gross motor skills.</li> <li>The child will be able to gain strength and confidence in his/ her body movements.</li> <li>The child will be able to develop his/her critical thinking ability.</li> <li>The children will be able to work collaboratively towards achieving cleanliness.</li> </ul>	<ul style="list-style-type: none"> <li>The child will be able to develop probing, analytical and reasoning skills. The child will develop the aptitude of learning by doing.</li> </ul>	<ul style="list-style-type: none"> <li>The children will be able to increase his/her awareness about the school.</li> </ul>
--	--	---	---	---	---





**Bal Bharati**  
PUBLIC SCHOOL  
Sector-21, Noida, G.B. Nagar

## Highlights of Pre Primary Curriculum:

- Activity Based
- Student Centric
- PBL Incorporated
- Toy Based Pedagogy
- Story Based Approach
- Experiential Learning
- Activities to instill Scientific Temperament
- Value Based
- Choice Time at Interest Centers/Learning Stations

