




**Bal Bharati**  
**PUBLIC SCHOOL**  
Sector-21, Noida, G.B. Nagar



# SUMMER HOLIDAYS WORKSHEETS

**(FUN ACTIVITIES)**

**SESSION : 2024-2025**

**CLASS : PRE SCHOOL**




**Bal Bharati**  
PUBLIC SCHOOL  
Sector-21, Noida, G.B. Nagar

Name: \_\_\_\_\_

Class: Pre School \_\_\_\_\_

## TEARING AND PASTING

Tear the coloured paper (mango colours) and paste in the picture given below:



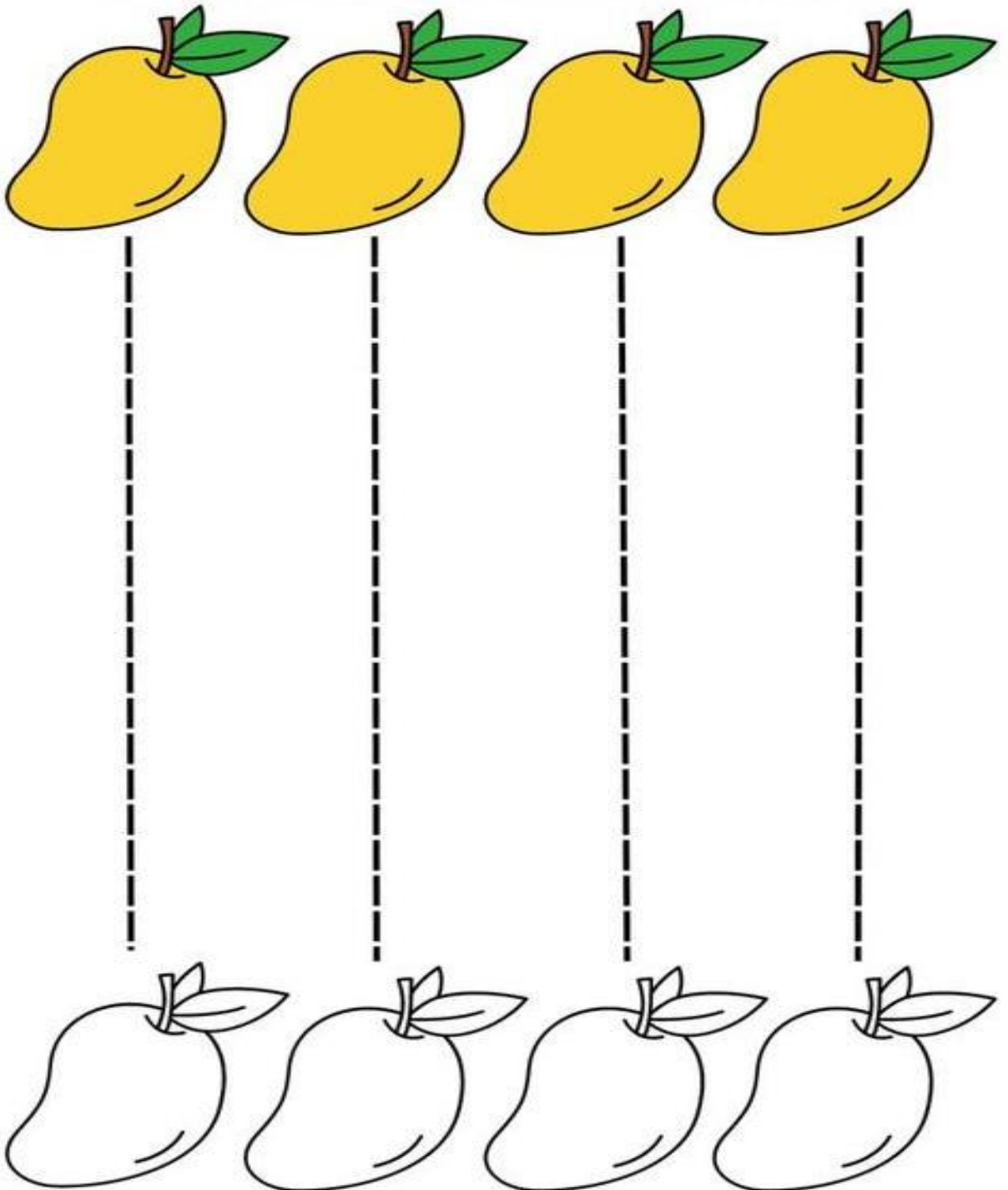


Name: \_\_\_\_\_

Class: Pre School \_\_\_\_\_

## STANDING LINE

Trace the line (from top to bottom) and colour the mangoes.





**Bal Bharati**  
PUBLIC SCHOOL




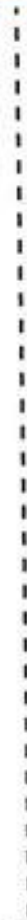




Sector-21, Noida, G.B. Nagar

Name: \_\_\_\_\_

Class: Pre School \_\_\_\_\_

## STANDING LINE

Trace the line (from top to bottom) and colour the circles.








Name: \_\_\_\_\_

Class: Pre School \_\_\_\_\_

## STANDING LINE

Trace the line (from top to bottom).

















Name: \_\_\_\_\_

Class: Pre School \_\_\_\_\_

Look at each pattern. Complete the pattern and colour the fish accordingly.

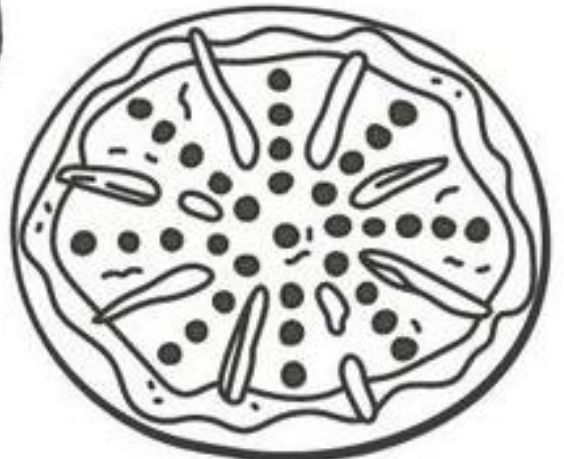



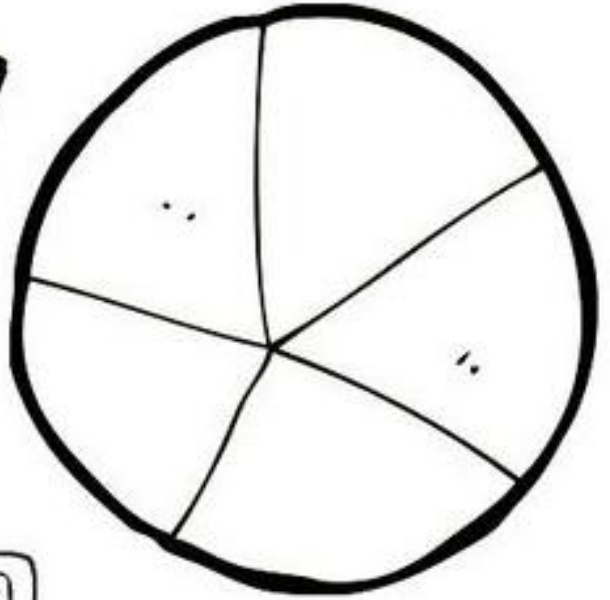
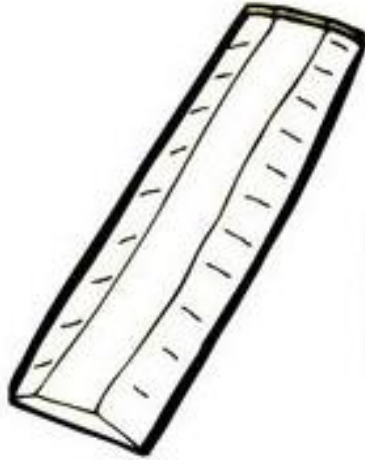
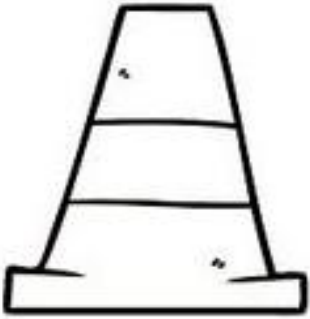
	
	
	
	
	
	



Name: \_\_\_\_\_

Class: Pre School \_\_\_\_\_

**Colour the objects that are circular in shape.**






**Bal Bharati**  
**PUBLIC SCHOOL**

Sector-21, Noida, G.B. Nagar

Name: \_\_\_\_\_

Class: Pre School \_\_\_\_\_

**Trace the line and colour the circles.**








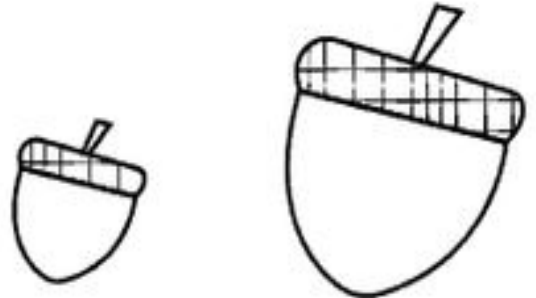
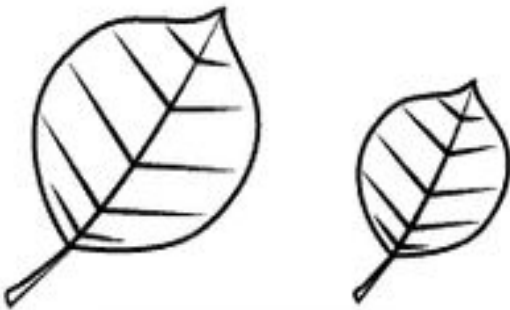




Name: \_\_\_\_\_

Class: Pre School \_\_\_\_\_

## BIG AND SMALL

Circle the object that is big in each box.



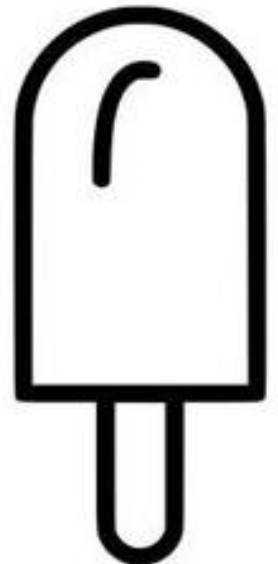
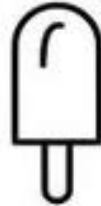


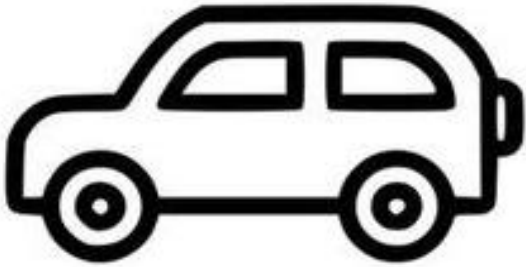


Name: \_\_\_\_\_

Class: Pre School \_\_\_\_\_

## BIG AND SMALL

Colour the big object using red colour and small objects with yellow colour in each box.



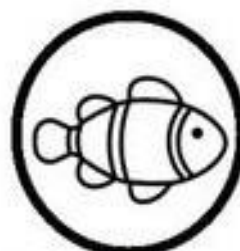
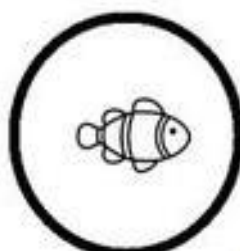
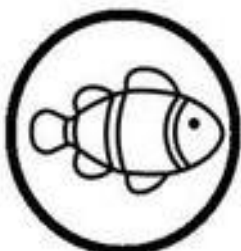
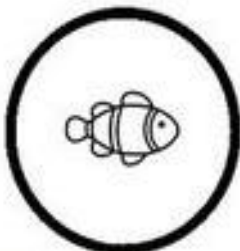
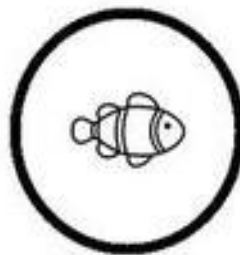
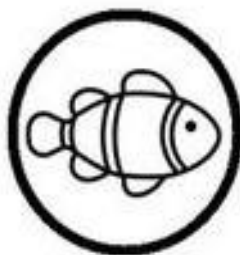
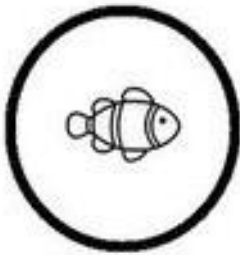
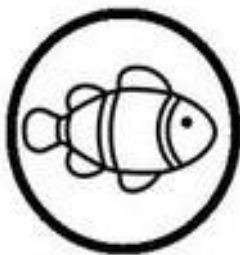



Name: \_\_\_\_\_

Class: Pre School \_\_\_\_\_

## BIG AND SMALL

Colour the fish. Cut them and paste the BIG /SMALL fish in the aquarium.





**Bal Bharati**  
PUBLIC SCHOOL  
Sector-21, Noida, G.B. Nagar

Name: \_\_\_\_\_

Class: Pre School \_\_\_\_\_

We see and eat many different coloured apples like yellow, green, red. Let us colour our favourite Apple, red in colour.

