




**Bal Bharati**  
**PUBLIC SCHOOL**  
Sector-21, Noida, G.B. Nagar



# SUMMER HOLIDAYS WORKSHEETS

**(FUN ACTIVITIES)**

**SESSION : 2024-2025**




**CLASS : PRE PRIMARY**



Name: \_\_\_\_\_

Class: Pre Primary \_\_\_\_

Find the odd one in the group

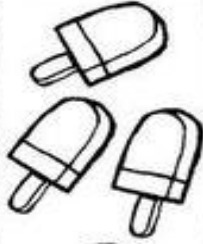








Name: \_\_\_\_\_

Class : Pre Primary \_\_\_\_

Match the number with the quantity.

				
●	●	●	●	●
●	●	●	●	●
●	●	●	●	●
●	●	●	●	●
●	●	●	●	●
●	●	●	●	●
●	●	●	●	●
●	●	●	●	●
1	2	3	4	5

Connections: A line connects the first dot (1) of the first row to the fourth dot (4) of the second row. Another line connects the fourth dot (4) of the second row to the third dot (3) of the third row.









Name: \_\_\_\_\_

Class: : Pre Primary \_\_\_\_\_

Fill in the missing numbers.





Name: \_\_\_\_\_

Class: : Pre Primary \_\_\_\_

## सही स्वर पर गोला लगायें



आ इ उ



अ ई ऊ



उ अ इ



अ ई आ



ऊ आ ई



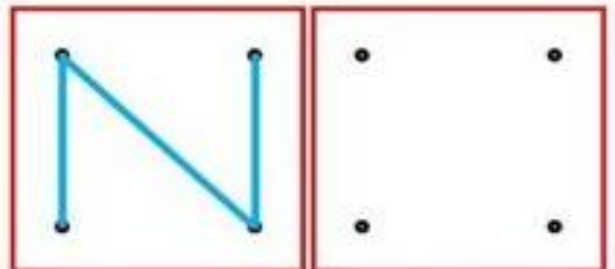
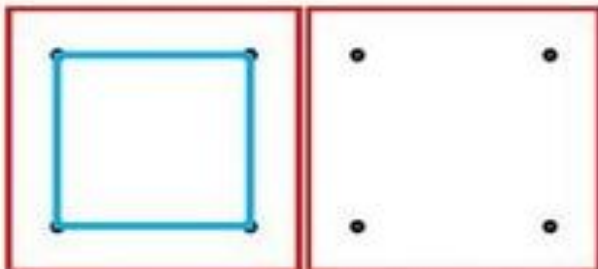
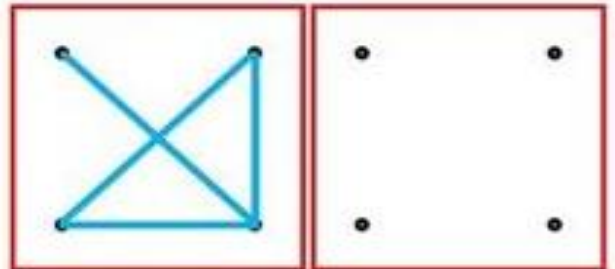
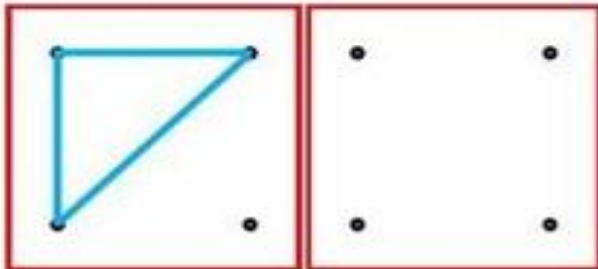
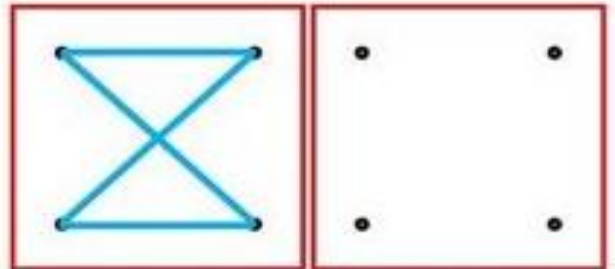
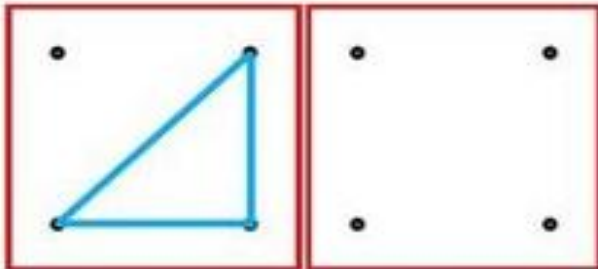
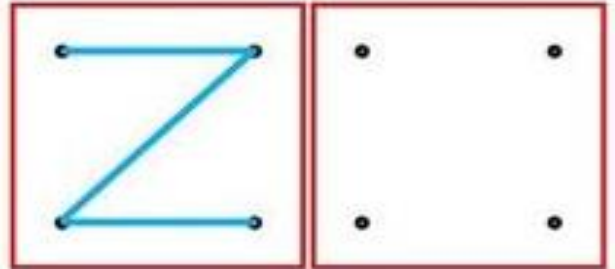
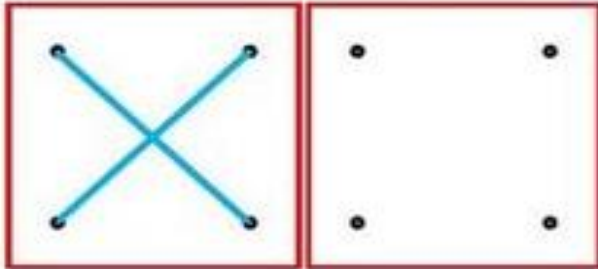
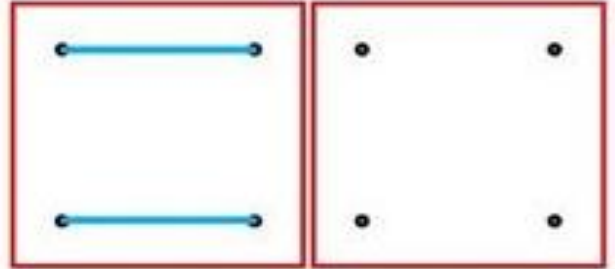
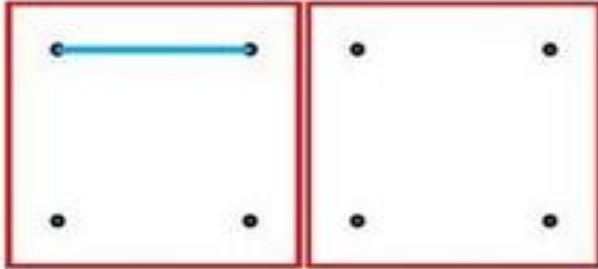
आ इ उ



Name: \_\_\_\_\_

Class: : Pre Primary \_\_\_\_

Follow the pattern and join the dots.









































Name: \_\_\_\_\_

Class: : Pre Primary \_\_\_\_

Colour the shape that comes next.






Name: \_\_\_\_\_

Class: : Pre Primary \_\_\_\_

Colour the candies as per the 'colour code key' given below. Count and write how many candies you see of each colour.



1- blue

2- red

3- yellow

4- green

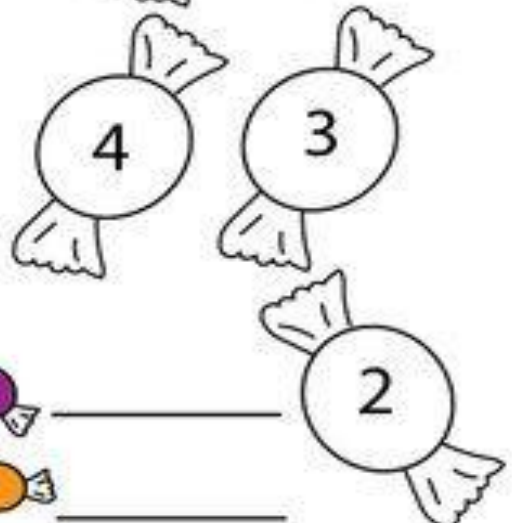
5- purple

6- orange

How Many?



C  
O  
L  
O  
U  
R  
C  
O  
D  
E  
K  
E  
Y







**Bal Bharati**  
PUBLIC SCHOOL

Sector-21, Noida, G.B. Nagar

Name: \_\_\_\_\_

Class: : Pre Primary \_\_\_\_

## SHAPE MAZE

Trace on the dotted line from the colour to the shape using the same colour. Fill in the same colour in the shape outline given below.







Name: \_\_\_\_\_

Class: : Pre Primary \_\_\_\_

## SUMMER PATTERNS

Draw the picture to complete the pattern.



**Bal Bharati**  
PUBLIC SCHOOL  
Sector-21, Noida, G.B. Nagar

Name: \_\_\_\_\_

Class: : Pre Primary \_\_\_\_

## **EARBUD PAINTING**

Dab the cotton head / earbud into the paint and then give impression in the picture.

