



Bal Bharati
PUBLIC SCHOOL
Sector-21, Noida, G.B. Nagar

SUMMER

come on an adventure



**CLASS-IV
SUMMER HOLIDAY
HOMEWROK
(2024-25)**


**THEME
CLOTHES**




“Summer vacation: the perfect opportunity to recharge, rejuvenate, and come back stronger.”

Dear Parents!



Warm Greetings!



As we approach the summer break, it's a wonderful opportunity to enjoy quality time with your child. The summer vacation offers a much-needed respite from the structured routines of the school year. With freedom comes responsibility, and in this spirit, we've curated a range of activities aimed at keeping your children engaged while nurturing their creativity. The meticulously curated activities align seamlessly with the transformative principles of NEP 2020, embracing diverse domains, fostering competencies, and achieving multifaceted learning objectives.

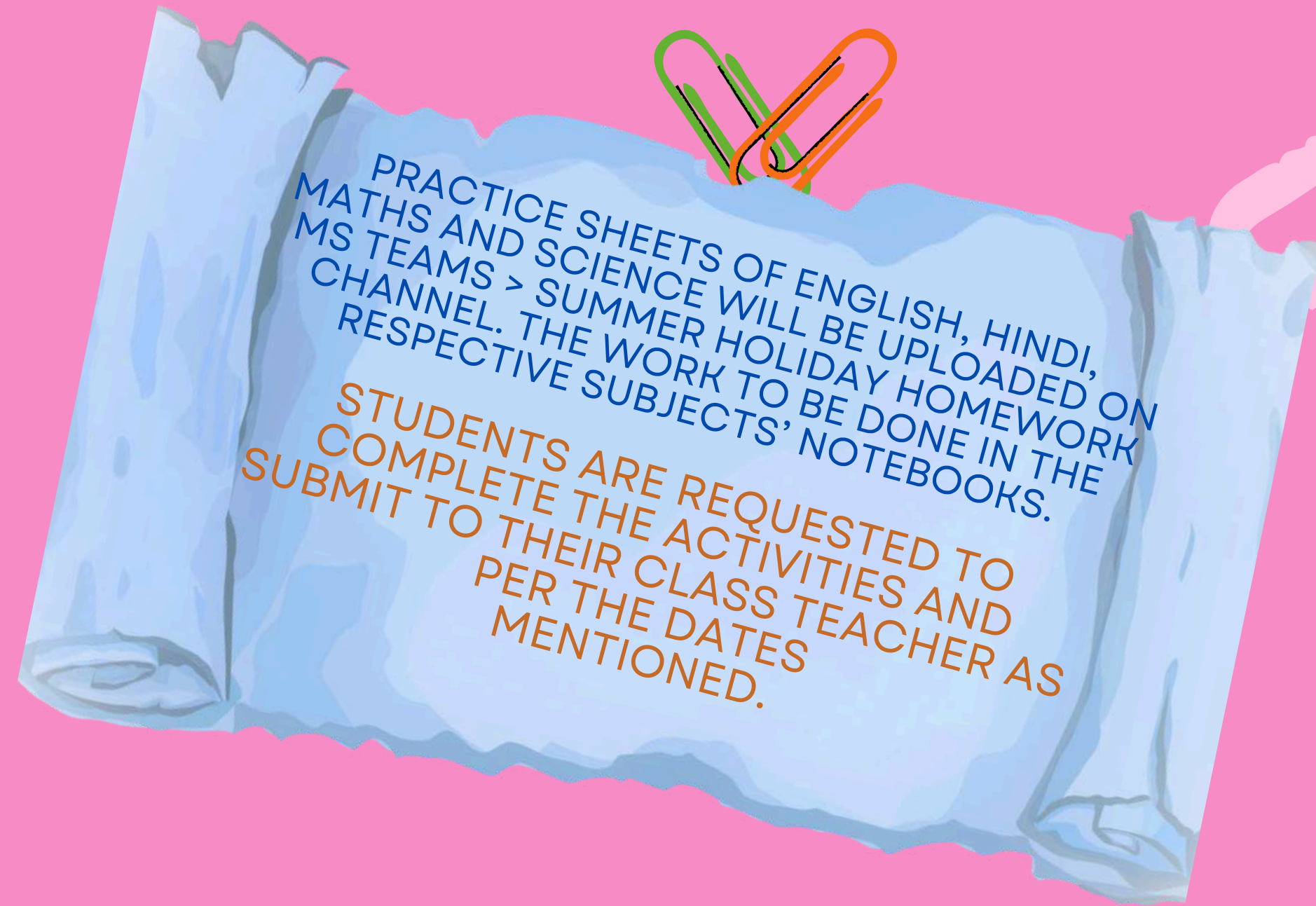


We kindly request your support in guiding your child through these activities and assisting them in discovering and expressing their creative potential. Together, let's make this summer a time of growth, exploration, and memorable experiences for our young ones.

- 
- 
- Each student is expected to undertake all the activities assigned in the Holiday Homework .
 - PLEASE NOTE: Periodic Assessment will include grading from the Holiday Homework for scholastic and co scholastic activities.
 - All the activities and the use of internet for doing the activities to be done strictly under the supervision of parents.

Date of Submission

Sr No	Subject	Date
1.	English	4th July 2024
2.	Hindi	5th July 2024
3.	Math	8th July 2024
4.	Science	9th July 2024
5.	Social Studies	10th July 2024



ENGLISH

English language Integrated with ICT, and Art.

1. “Clothes are an important part of a person’s personality and cultural identity.” Keeping this thought in mind, wear a traditional dress of any state of India and record a short video with a speech on the chosen dress including information about:

- *Its name, cultural significance*
- *Fabric, origin of fabric*
- *Accessories or any other interesting fact*
- *Note: Record the video on Flipgrid and upload the video in teams in the Holiday Homework Channel. Path-TEAMS> Holiday HomeWork> English.*

- **Learning outcomes:**

- *The speaking and presentation skills of the students will get enhanced. They will also get familiarised with a new ICT tool that is Flipgrid, and will learn the aspect of videomaking and editing.*



2. According to the chapter, “The Way Animals Talk”, all animals have the ability to communicate through different sounds, movement etc. Following it, use your imagination and make animals talk like humans. Choose any one animal of your choice and make a comic book of 4-6 pages depicting the life of that animal.

Include following things:

- *Size of the pages should be 15cm X 15cm.*
- *Make colourful pictures with dialogues written in speech bubbles.*
- *Name of the animal, shape, size, colour, food habit, habitat*
- *How do they communicate? Any other characteristic.*
- *Design a handmade cover of the comic book with colourful graphics and design.*

Refer to these links:

<https://www.petakids.com/comics/dogs-life/>

<https://www.petakids.com/comics/fishs-life/>

- *Learning outcomes: Students will be able to integrate art and language which will enhance their creativity, imagination and writing skills.*



निर्देश: 1. वस्त्रों के द्वारा हिन्दी विषय और हस्तकला का एकीकरण

प्रस्तावना:

हमारा भारत विविध संस्कृतियों का देश है वस्त्र हमारी संस्कृति की पहचान होती है। हमारी पहचान होने के साथ- साथ ये हमारे बचपन की याद दिलाते है। पहनावा हमारे सम्पूर्ण व्यक्तित्व को दर्शाता है।

गतिविधि कार्य -1

ईदगाह पाठ में बताए गए विभिन्न खिलौनों में से छात्र अपनी पसंद के एक खिलौने का निर्माण करेंगे और उस खिलौने के चरित्र की विशेषताओं के आधार पर उसे विभिन्न पोशाकों से सुसज्जित करेंगे।


<https://www.youtube.com/shorts/GHanekXSG7c>

गतिविधि कार्य -2

छात्र स्व निर्मित खिलौने की विशेषताओं को अभ्यास पुस्तिका में लिखेंगे। ध्यान रहे छात्र इस गतिविधि (खिलौने का निर्माण) को करते समय अपनी कुछ फोटो खींचकर टीम्स में SUMMER HOLIDAY HOMEWORK चैनल में अपलोड करेंगे।

सीखने के प्रतिफल -

- खिलौना निर्मित करना सीखेंगे और छात्रों में रचनात्मक कौशल का विकास होगा।
- छात्रों में हस्तकला कौशल का विकास होगा।
- ईदगाह पाठ में आए गए चरित्रों की जानकारी प्राप्त करेंगे।
- विभिन्न पोशाकों के महत्व को जानेगे।
- हिन्दी विषय का हस्तकला विषय के साथ एकीकरण करके खिलौनों के वस्त्रों का ज्ञान प्राप्त करेंगे।
- खेल विधि के साथ अधिगम और सृजनात्मकता का विकास होगा।



TESSELLATION IN FASHION : EXPLORING TESSELLATION DESIGNS IN CLOTHINGS

MATHS INTEGRATED WITH ARTS



A tessellation is an arrangement of shapes, especially polygons, closely fitted together in a repeated pattern without gaps or overlapping, is indeed a fascinating concept in clothing designs. The use of tessellation in clothing design not only showcases mathematical and artistic innovations but also offers endless possibilities for creating visually captivating and structurally interesting garments.

ACTIVITY: It's time to don your creative hats and design your dream dress, envisioning the perfect attire you'd love to wear on your upcoming birthday. Let's embrace your unique taste and celebrate your birthday in an unforgettable fashion.

Instructions to create your outfit with tessellation pattern:

1. Sketch your dream dress on an A4 size sheet, ensuring to capture every detail vividly.
2. Create a tessellation pattern on the sketch demonstrating your creativity and imagination. Paste the cut out of the dress in your Math Notebook.

Learning Outcome:-

- This activity will not only enhance students' artistic expression but also their mathematical reasoning, fostering creativity while reinforcing geometric concepts in clothing industry.
- Students will comprehend and apply the concept of tessellation in creating cloth designs while practicing mathematical skills.


Item	Results		
Scarf			
Apron			



Objective: To engage students in hands-on exploration and experimentation to understand the scientific properties of different fabrics and their suitability for summer clothing.

INSTRUCTIONS:

- 1. Gather Materials:** Look around your home and collect different types of fabrics. Choose at least three different ones to test. For example, you might use a cotton t-shirt, a polyester jacket, and a woolen scarf.
- 2. Experiment:**
 - **Absorbency Test:** Drip some water on each fabric and see how quickly it soaks in.
 - **Sunlight Test:** Place each fabric in the sunlight for a while and feel if it gets hot or stays cool.
 - **Temperature Test:** Hold an ice cube against each fabric and see if you can feel the cold through it.
- 4. Record Observations:** Write down or draw what you notice during each test. Use simple words like "soaks quickly" or "feels cool" to describe each fabric's behavior. You can also time your results.
- 5. Make a Conclusion:** Based on what you observed, decide which fabric would be best for summer clothing. Explain your choice, like saying "I think _____ fabric is best because _____."
- 6. ICT:** An Observation Sheet is attached here. **Download** the Observation Sheet (MS Word document). Use MS Word Tools to Fill in your observations by typing in the Observation Sheet. **Color** the cells of the Observation Table (Cell Shading). Put page color and Page Border (MS Word Design Tab). Also, Insert a picture of you performing the activity in the Word document. Upload the Word document on ICT Channel MS Teams. [**OBSERVATION SHEET MS WORD LINK**](#)




LEARNING OUTCOMES:

- 1. Knowledge Acquisition:** Students will learn about fabric properties and their suitability for summer clothing.
- 2. Critical Thinking:** They'll design experiments, analyze data, and draw conclusions about fabric performance.
- 3. Scientific Temper:** Students will cultivate scientific thinking through hands-on experimentation, enhancing their understanding of fabric properties and clothing choices.
- 4. Problem-Solving:** They'll make informed decisions about fabric choices, considering sustainability and environmental impact.

Social Studies: Lets explore Coast




Objective: To make students aware of coastal plains of India. They will find out major seaports and special clothes worn by people in these states.



Q1. On a political map of India, mark the coastal states given in the table attached. Also write the names of seaports and special clothes worn by people of these states in the table. *Do all the work in your SST Notebook, paste the map as well.*

Sr No	Coastal States	Name of the Seaports	Special Clothes
1.	Goa		
2.	Gujrat		
3.	Maharashtra		
4.	Karnataka		
5.	Tamil Nadu		



HAPPY SUMMER VACATION

