

**Class - III (2024-25)**  
**English Practice Worksheet**

**Topics/Lessons covered:** Literature- Roundabout, Grammar- Punctuation and Collective Noun

**Please note:** *This work (questions as well as answers) is to be done in English notebook. No printouts to be pasted.*

**Name:**

**Class:**

**Section:**

**Section A- (COMPREHENSION)**

1) Hello my dear students! Today, we're going to soar high in the sky with a majestic creature “eagle” in the poem 'Roundabout' by C J Dennis.

Are you ready to join our feathered friend, the eagle, on an exhilarating journey through the clouds? We'll witness breath-taking sights and experience the thrill of flight as we explore this magnificent poem together. So, let's spread our wings of imagination and take flight into the world of 'Roundabout'!"

They say the eagle is a bird  
That sees some splendid sights  
When he soars high into the sky.  
Upon his dizzy flights:  
He sees the ground for miles around  
Our house, and Billy Johnson's;  
But we cannot be eagles, for  
That would, of course, be nonsense.

But you and I, some summer day,  
Providing we're allowed,  
Will go up in an aeroplane  
And sail right through a cloud.  
But, if they say we may not go,  
We'll stay upon the ground  
With other things that have no wings,  
And watch them walk around.

*Now when you have read the poem. Let's try to answer the following questions based on the poem-*

Q.1-Who is the poet of the poem “Roundabout”?

Q.2- Which bird soars high into the sky?

Q.3- In which season will the kids go up in an aeroplane?

Q.4- Write two pair of rhyming words used in the poem?

Q.5-Make sentences of your own using the following words-

a- cloud

b-bird

### Section B- (GRAMMAR)

2) *Punctuation marks* are like the traffic signals of our sentences – they guide us, help us pause, and ensure our words make sense. Are you ready to become punctuation detectives? Get your magnifying glasses ready as we explore the world of periods, commas, question marks, and more! Let's punctuate our way through this exciting exercise together!"

*Write the sentences in your notebook inserting correct Punctuation marks and by capitalising the suitable words-*

- 1- i went to a concert yesterday
- 2- surabhi will you come with us
- 3- yes i would love to
- 4- the drummer the guitarist and the singer were truly amazing
- 5- how beautiful the bird is

3) Have you ever heard of words like 'flock,' 'herd,' or 'school'? Well, these are more than just words – they're special names we use to describe groups of things or animals! Imagine a **bunch of bees** buzzing together or a **team of horses** galloping across a field – these are examples of collective nouns in action! Get ready to explore the magical world of collective nouns and discover how they help us talk about groups in a fun and exciting way!"

*Fill in the blanks with most suitable nouns-*

*eggs   singers   actors   lions   whales   teachers   drawers   geese*

- 1- A **church** choir is group of \_\_\_\_\_.
- 2- A **pride** of \_\_\_\_\_ is on the lookout for food.
- 3- **Cast** is the name given to a group of \_\_\_\_\_ acting in a movie.
- 4- The sailors spotted a **school** of \_\_\_\_\_.
- 5- The pigeon never went far from its **clutch** of \_\_\_\_\_ in the nest.
- 6- A **staff** of \_\_\_\_\_ attended the meeting.
- 7- I kept my books neatly in a **chest** of \_\_\_\_\_.
- 8- A **gaggle** of \_\_\_\_\_ can make a lot of noise.

कक्षा : तृतीय 2024-25  
विषय: हिंदी  
ग्रीष्मावकाश हेतु अभ्यास कार्य पत्रिका

निर्देश:1. दिए गए कार्य को हिंदी अभ्यास कार्य पत्रिका में सफाई पूर्वक कीजिए-  
चित्र बनाना वैकल्पिक है केवल प्रश्न-उत्तर लिख सकते हैं।

2 **विषय:** हिन्दी व्याकरण : प्रकरण: भाषा और व्याकरण,वर्णमाला और मात्राएँ, संज्ञा और लिंग।

1.चित्र देखकर राज्य का नाम पहचानो और चित्र के नीचे उस राज्य की भाषा के नाम चुनकर लिखिए ।

बांग्ला	पंजाबी	राजस्थानी	तमिल
---------	--------	-----------	------



2. चित्र देखकर उसके नाम में सही स्थान पर अनुस्वार ( ं ) या ( ँ ) चंद्रबिंदु लगाइए -



बदर

चाद

झडा

3.उचित मात्राएँ लगाकर पशु - पक्षियों के नाम पूरे कीजिए-



त त

भ ल

ह थ

4. प्रत्येक के तीन-तीन नाम संज्ञा शब्द लिखिए-



\_\_\_\_\_

\_\_\_\_\_

\_\_\_\_\_



\_\_\_\_\_

5. चित्रों को पहचानिए और लिखिए कि वे स्त्रीलिंग है या पुल्लिंग है -



**Class - III (2024-25)**  
**Mathematics Practice Worksheet**

**Topics/Lessons covered:** Lesson 3- Place Value and Numbers, lesson 4- More about Numbers ( Ascending and Descending Order)

*Please note: The work (questions as well as answers) to be done in mathematics notebooks. No printouts to be pasted.*

**1. Circle the largest number**

a) 526 517 562 518

b) 3298 3169 3578 3346

**2. Write the place value and face value of each digit in the following numbers –**

a) 5467

b) 2583

**3. Put the correct sign  $>$ ,  $<$  or  $=$ .**

a. 3,678 \_\_\_\_\_ 5,869 b. 1,359 \_\_\_\_\_ 1,245 c. 6,891 \_\_\_\_\_ 9,895

**4. Write each of the following in the expanded form.**

a) 7651 = \_\_\_\_\_

b) 8093 = \_\_\_\_\_

**5. Write the numeral for each of the following-**

a) Seven thousand eight hundred and ninety-two

b) Five thousand six hundred and twenty-one

c) Nine thousand nine hundred and ninety-nine

**6. Arrange each of the following in ascending order.**

a) 1,112, 336, 9,001, 8,213 \_\_\_\_\_

b) 5,539, 5,583, 5,577, 5,561 \_\_\_\_\_

**7. Arrange each of the following in descending order.**

a) 5112, 3374, 5081, 3643 \_\_\_\_\_

b) 3906, 4533, 5577, 5460 \_\_\_\_\_

**Class - III (2024-25)**  
**EVS Practice Worksheet**

**Topics/Lessons covered:** Lesson 1- My Family and Me, Lesson 2 - Caring for Others

*Please note: The work (questions as well as answers) is to be done in EVS notebooks. No printouts to be pasted.*

**Q1. Fill in the blanks.**





1. Some old people live in \_\_\_\_\_.
2. People who cannot see, hear or speak are called \_\_\_\_\_.
3. Blind people read from a script called \_\_\_\_\_.
4. Children who do not have parents are called \_\_\_\_\_.
5. When a child lives only with one parent, it is called \_\_\_\_\_ family.

**Q2. "Family Respect Chart"**

**Make a chart listing ways you can show respect to your family members.**

**Value learned through the activity: Respect**

**Q3. Match the pictures with the actions.**

<b>1. Helping old person cross the road.</b>	
<b>2. Enjoying picnic with old people</b>	
<b>3. Listening to a story from the grandparents.</b>	
<b>4. Offering a seat for an elderly person</b>	

**Q4. Read the clues and answer.**

1. Your father's father is your \_\_\_\_\_.
2. Your sister is your \_\_\_\_\_.
3. If you are a boy, you are your parent's \_\_\_\_\_.
4. Your mother's brother is your \_\_\_\_\_.
5. Your grandparents form \_\_\_\_\_ generation.

**Q5. Read the given situations and give appropriate answers.**

1. Jiya has a disability. She was born without hands and she uses her foot to write. Whenever the teacher is not in class Molly would laugh at her and make fun of her. Is her behaviour towards Jiya correct? What would you have done?

Ans. \_\_\_\_\_

2. Deena is a blind girl who started a new school. She bumped into Gia by mistake and asked her to take her to the Principal's office. Gia replied, "sure" and took the blind girl to the toilet and left her there. Is Gia's behaviour towards Deena correct? What would you have done?

Ans. \_\_\_\_\_

**Q4. Read the clues and answer correctly.**

1. Hi! My name is Tanu. I am 10 years old. I have a nice family. I have a mother, father, brother, grandfather, grandmother and an aunt. We all live together happily in one house. What type of family have I got?

Ans. \_\_\_\_\_



2. Hello! I am Ria. My father's mother reads stories to me. I love going for a walk with her. She often makes yummy food for me. I spend time with her. What relation does she have with me?

Ans. \_\_\_\_\_



3. Hi! I am Kunal. I am going for a picnic with my uncle and aunt's children. We often go out for outings and celebrate our birthdays together. We like to play games and paint together. What relation do their children have with me?

Ans. \_\_\_\_\_



