

CLASS II
SYLLABUS YEAR- (2024-2025)
ENGLISH

TEXTBOOKS:

1. Tip Tap Toe-2 (MNC)
2. Tip Tap Toe -2 Practice Book
3. Tip-Tap-Toe -2 Supplementary Reader

MONTH	No. of Days	COURSE CONTENT	ACTIVITY/PROJECT	LEARNING OUTCOMES
<u>TERM- I (APRIL TO SEPTEMBER)</u>				
April	20	MNC L-1. If Dogs Could Talk (Poem) Practice Book L-1 . If Dogs Could Talk(Worksheets 1-5) Grammar Nouns(Naming Words) Common Noun and Proper Noun Supplementary Reader Chapter 1 Bird Talk	<ul style="list-style-type: none"> • Speaking about the animals around them. (My Pet) • Identify the sounds of different animals, birds and insects. • Origami: Cat • Opera Vowel Song • Game: Name, Place, Animal and Thing • LINK. https://www.youtube.com/watch?v=xLYEBrBldU(Naming Words) • Reading: Baby Giraffe and the sun • https://literacycloud.org/stories/610-baby-giraffe-and-the-sun/ 	<ul style="list-style-type: none"> • ECL1 5.7, ECL1 5.2,ECL2 5.4,HW 5.13 B,ECL2 5.7,ECL2 5.6* Learners will be able to recite a rhyme with rhythm and voice modulation. Learners will identify and differentiate between the sounds of animals. • Learners will be able to name familiar objects seen in the picture. • Learners will be able to name people, places, animals and things. • Learners will be able to categorize naming words as Common Nouns and Proper Nouns.
May	08	Coursebook L-2 My Brother's Wheelchair Practice Book	https://youtu.be/WP1blVh1ZQM?feature=shared	<ul style="list-style-type: none"> • ECL1 5.3 a,ECL1 5.6,ECL 5.5 b,ECL1 5.5c,ECL2 5.7,ECL1 5.5b* • Learners will develop reading skills. • Learners will be able to form pairs.

		<p>L-2 . My Brother’s Wheelchair (Worksheets 1-5) Supplementary Reader Chapter2 Ready?yes,Play!</p> <p>Grammar Nouns: Gender</p>	<ul style="list-style-type: none"> • Classroom Jigsaw and opposites- Students will be given the word cards and they will look for the partner and complete the pair .For example: Needle and Thread. • Students will learn to say mother,father and a few simple words in two different languages. • Students will learn and demonstrate the sign language of any two words. For example: Thank You, Sorry,No etc 	<ul style="list-style-type: none"> • Learners will be able to answer the questions based on the story read. • Learners will learn and understand the every one has different ways of learning . • Learners will become sensitive towards the people with special needs.
July	22	<p>Coursebook Chapter-3 The Story of Ta-in and Ta-na Chapter 4 The One Horned Rhino(Poem)</p> <p>Practice Book Chapter-3 The Story of Ta-in and Ta-na (Worksheets 1-5) Chapter 4 The One Horned (Worksheets 1-5) Supplementary Reader Chapter3 The Merchant Of Seri Chapter4 Lion and Lamb</p> <p>Grammar Pronouns Describing Words</p>	<ul style="list-style-type: none"> • Pronoun Frame: Draw a family picture, name the members, and then assign the correct pronoun. • https://youtu.be/3MWVh1ooKI0?feature=share • Create a poster on any endangered animal of your choice describing the animal . Mention the steps to be taken to save the animals. • https://youtu.be/WP1bIVh1ZQM?feature=share • https://youtu.be/5ZkMbLkGims?feature=share • Adjective Alien-Drawing a figure using the given adjectives. 	<ul style="list-style-type: none"> • ECL1 5.5b,IL 5.1,HW 5.2,ECL2 5.2,ECL2 5.7,HW 5.17,HW5.4,HW 5.11* • Learners will be able to recite the song/poem with rhythm and expressions. • Learners will develop reading skills • Learners will be able to answer the questions based on the story read. • Learners will learn about the endangered animals. • Learners will learn about the use of Pronouns. • Learners will learn about the describing words. • Learners will be able to learn collaboratively.
August	19	<p>Coursebook Chapter 5 The Boy Who Did Not Eat His Breakfast</p> <p>Practice Book Chapter 5 The Boy Who Did Not Eat His Breakfast (Worksheets 1-5)</p>	<ul style="list-style-type: none"> • My Nation My Pride: Choose a state .Collect information and images of traditional costumes, food, festivals and their language. Share the information in your classroom. • Students will make a dictionary using food related words eat, swallow, chew, hungry etc. 	<ul style="list-style-type: none"> • ECL2 5.2,ECL1 5.6,HW 5.18 a and b,ECL1 5.5 a,ECL 5.11,ECL2 5.6,ECL 15.8* • Learners will be able to work in a group. • Learners will be able to identify their everyday actions as verbs. • Learners will be able to work in a team to conjugate the verb.

		<p>Supplementary Reader Chapter5 Samira’s Awful Lunch</p> <p>Grammar Action Words (Verbs) Use of is/am/are</p>	<ul style="list-style-type: none"> • I Spy Sensory Bag: (Group Activity)- Students will perform the action using the verbs drawn out of the bag. Rainbow Stick: Students will prepare a rainbow fruits stick and talk about the nutritional value of the fruits chosen by them. • LINK (ACTION WORDS)https://www.youtube.com/watch?v=8NcOg6sI46U 	<ul style="list-style-type: none"> • Learners will be able to share their experience through speaking activity. • Learners will use has/have/had in their daily life conversations. • Understands use of helping verbs like is/am/are.
September	20	<p>Coursebook Chapter 6 Science (Poem) (Activity based) Practice Book Chapter 6 Science (Worksheets 1-5) Supplementary Reader Chapter 6 Blue and Yellow Mixing</p> <p>Grammar: Conjunctions Punctuation</p>	<p>I am the Scientist: I will invent Each child will choose what would he/she like to invent. He/She will share it with class https://youtu.be/NWPcMFGgNms?feature=shared</p> <p>My Experiment: Observe your shadow at four different time of the day and note your observations. https://youtu.be/IOIGOT88Aqc?feature=shared</p> <p>Teacher for the day: Each child will choose one topic to teach in the class and prepare a Thank You Card for the teacher.</p>	<ul style="list-style-type: none"> • ECL2 5.4,ECL 15.6,HW 5.17,ECL2 5.7,ECL 15.8*. Scientific attitude of the learners will be nurtured. • Learners will acquire the gratitude for their friends and teachers • Learners will learn to Punctuate the given text. <p>Uses the new words in daily conversation, composes and writes simple, short sentences.</p>
<u>TERM- II (OCTOBER TO MARCH)</u>				
October	17	<p>Coursebook Chapter 7:A Tumbler of Oil Practice Book Chapter 7 A Tumbler of Oil Supplementary Reader Chapter 7 Phani’s Funny Chappals Grammar Use of was/were</p>	<ul style="list-style-type: none"> • Listening: LINK: https://youtu.be/3BNq2EP6U90 Listen to the story and sum up the story in 5 sentences. • Story Time https://youtu.be/qOJ_A5tgBKM?feature=shared 	<ul style="list-style-type: none"> • ECL2 5.4,ECL2 5.15,ECL 15.6,ECL1 5.3a,ECL2 5.6,HW 5.17* • Responds to comprehension questions related to the story A Tumbler Of Oil • Learners will learn about the value of friends and family. • Identifies characters, and sequence of events in a story. • Learners will be able to listen to a story and sum it up in their own words.

			Prepare finger puppets and narrate the story of Goldilocks and Three Bears using some additional props as well.	<ul style="list-style-type: none"> Learners will understand the use of was/were/has/have/had
November	18	Chapter 8 :Wet or Dry (Activity Based) Practice Book Chapter 8 Wet or Dry (Worksheets 1-5) Supplementary Reader Chapter 8 My Frog Recycles All His Waste Grammar Use of has/have/had	<p>BEING GREEN https://youtu.be/6jQ7y_qQYUA?feature=share</p> <ul style="list-style-type: none"> Re Cycled Art Exhibition in Class: <ul style="list-style-type: none"> Create some useful product recycling the old newspapers, empty bottles or cans etc Waste Segregation Activity <ul style="list-style-type: none"> Students will make two dustbins(blue and green) and segregate the given list of trash items. 	<ul style="list-style-type: none"> ECL2 5.4,ECL2 5.15,ECL 15.6,ECL1 5.3a,ECL2 5.6 Learners will be able to understand the concept of 3R's Learners will understand the concept of Dry and Wet Waste
December	19	Coursebook Chapter 9 The Story of Yes and No Practice Book Chapter 9 The Story of Yes and No (Worksheets 1-5) Supplementary Reader Chapter 9 The Lazy Frog	<ul style="list-style-type: none"> Gift Hamper Donate your old toys and stationary items and prepare a gift hamper for the needy ones. https://youtu.be/1kZjq8f8Mpo?feature=shared Origami: Frog Making Activity 	<ul style="list-style-type: none"> ECL2 5.2,IL 5.3 a and b,,HW 5.4,HW 5.11* Learners will learn to read and comprehend. Learners will learn to understand the characters and situations of the story. Learners will learn to use Polite words in their daily conversations. Learners will learn to share and care by extending their help. Communicate in the form of discussions and role play regarding polite words

January	13	<p>Coursebook</p> <p>Chapter 10 Tenali Rama the Detective Practice Book Chapter 10 Tenali Rama the Detective (Worksheets 1-5) Supplementary Reader Chapter 10 Magic Vessels Grammar Prepositions</p> <p>Revision of Nouns / Pronouns</p>	<p>BE THE DETECTIVE</p> <p>Each child will play the role of a detective and create a secret code which his partner will try to decode</p> <ul style="list-style-type: none"> Imagine an animal or object talking to you Write what that object or animal would say to you in two three sentences. Skit: Students in groups will prepare, practice, and present the skit based on scenarios. Students will use learned polite words in their presentation. <i>Polite words</i> https://youtu.be/KSt1yGziFiQ Question Toss- Answer ball will be tossed to the students and students will toss it back after giving the question to the answer. 	<ul style="list-style-type: none"> ECL1 5.5c,ECL2 5.1,HW 5.13 b,ECL 15.8* Learners will be able to use the new words in daily conversation. Learners will learn to read and comprehend. Learners will learn to understand the characters and situations of the story Learners will be able to read aloud with correct pronunciation, diction and intonation. Learners will be able to use new words in daily conversation. Learners will be able to form questions.
February	19	<p>Noun: Number(Singular /Plur Antonymns and Synonymns</p>	<ul style="list-style-type: none"> Reading: Storyweaver- Diu Reads Books (Drop everything and Read)https://storyweaver.org.in/stories/35714-diu-reads-books Speaking: https://youtu.be/HMo9BBAmz3c- Listen to the song and recite the same in the class with actions and expressions. (Recitation) Grand Design- Students will imagine that they have won a big lottery and they can now design their own home. Students in pair will describe their rooms to the class. 	<ul style="list-style-type: none"> IL 5.3b,ECL2 5.2,ECL 15.5a,HW 5.4* Learners will be able to read aloud with correct pronunciation, diction and intonation. Learners will be engaged in planning, designing through Grand Design Activity. Learners will be able to speak and describe their designs to the class.
March	18	<p>Writing Skills Picture Composition</p>	<ul style="list-style-type: none"> Post it: Students will write a letter to one of the family members. Spell bee Contest 	<ul style="list-style-type: none"> ECL2 5.7,ECL2 5.15* Recall and recapitulate the concepts learnt before. Learners will be able to build vocabulary via the Spell Bee contest. Learners will be able to write a small letter to their family members.

हिंदी

पाठ्यपुस्तक:

नई आशाएँ हिंदी पाठमाला -२ (पी- पी पब्लिकेशंस)

नई आशाएँ हिंदी कार्यपत्रिका -२ (पी- पी पब्लिकेशंस)

माह	दिनों की संख्या	पाठ्यक्रम सामग्री	गतिविधियाँ / परियोजना कार्य	शिक्षण की सम्प्राप्तियाँ
कार्यकाल- 1 (अप्रैल से सितंबर)				
अप्रैल	20	मात्राओं की पुनरावृत्ति अ: की मात्रा संयुक्त व्यंजन संयुक्त अक्षर र -रेफ व र - पदेन नुक्ता (.)ऑ पाठ1 - हुआ सवेरा(कविता) कार्यपत्रिका -1	<ul style="list-style-type: none"> कविता वाचन- हुआ सवेरा स्वस्थ जीवन शैली - चर्चा परिचर्चा चित्र बनाओ - प्रकृति प्रेम ऊँठ चला (कविता) तितली और कली (कविता) कक्षा प्रस्तुति <p>chandrabindu ki matra चंद्रबिंदु की मात्रा chandrabindu wale shabd Raf aur paden -रेफ़ और पदेन Chalo Exercise Karo Hindi Rhymes for Children Infobells</p> <p>प्रस्तावित गतिविधि छात्र प्राकृतिक सौंदर्य से सम्बंधित चित्र अपनी अभ्यास पुस्तिका में बनाएंगे और चित्र में बनी वस्तुओं जैसे पेड़, बादल, पहाड़, झरना आदि के नाम लिखेंगे।</p>	<ul style="list-style-type: none"> ● HW 5.17, HW 5.5 ECL 1 5.3a* ● स्तरानुरूप पाठ्य सामग्री में रूचि उत्पन्न करना ● निर्देशों का पालन करना ● कविता का हाव भाव के साथ प्रदर्शन ● विचारों की स्वतंत्र अभिव्यक्ति ● सौंदर्य बोध ● कलात्मक अभिव्यक्ति
मई	8	पाठ 2 - चिड़िया और हाथी (गतिविधि आधारित) कार्यपत्रिका-2 पाठ 15-हाथी (गद्य) (संयोजित) (गतिविधि आधारित) कार्यपत्रिका -15	<ul style="list-style-type: none"> ● ओरिगामी - चिड़िया और हाथी ● पशु पक्षियों पर जानकारी ● पशु पक्षियों की आवाज़ पहचानना ● कविता वाचन - हाथी चल्लम चल्लम Haathee Challam Challam Class 1 Hindi NCERT/CBSE From Kids Be Smart Eguides <p>प्रस्तावित गतिविधि (छात्र origami कला द्वारा चिड़िया व हाथी का निर्माण करके उसे कठपुतली के समान कक्षा में दिखाएंगे तथा पक्षियों के विषय में जानकारी साझा करेंगे ।</p>	<ul style="list-style-type: none"> ● HW 5.2,HW 5.12,ECL 1 5.2* ● तर्कपूर्ण चिंतन करना तथा प्रश्नों के उत्तर देना ● मित्रता का महत्त्व समझना ● निर्देशों का पालन करना ● पशु प्रेम ● पर्यावरण जागरूकता

जुलाई	22	<p>पाठ 3- निराली का फैसला कार्यपत्रिका-3</p> <p>पाठ 4 - सॉरी मम्मी (गतिविधि आधारित) कार्यपत्रिका-4</p>	<ul style="list-style-type: none"> • विभिन्न काम करने वालों की सूची बनाना • स्वास्थ्य के लिए गुणकारी खाने की वस्तुएँ पहचानना • कागज़ की चरखी बनाना • विभिन्न संज्ञाओं के चित्र देखकर नाम लिखना • पौष्टिक आहार और जंक फूड - परियोजना कार्य <p>Eat Healthy Live Healthy (अच्छा खाएं स्वस्थ रहें) Kids Hindi Song by Aadi and Friends</p> <p>On Right Time - ठीक समय पर class-1</p> <p>Panchatantra Tales in Hindi - Samay Ka Mahatva - Animated Story for Kids Moral Story (Kahani)</p> <p>विषय संबंधी गतिविधिलेखन कौशल(चक्र 1) -विभिन्न संज्ञाओं के चित्र देखकर छात्र उनके नाम लिखेंगे।</p> <p>प्रस्तावित गतिविधि (पौष्टिक आहार के लाभ तथा जंक-फूड की हानियों के संबंध में)</p> <p>चरित्र मंचन (पौष्टिक भोजन एवं जंक फूड)</p>	<ul style="list-style-type: none"> • HW 5.4,HW 5.5,ECL 1 5.1* • तर्कपूर्ण चिंतन • कारण जानना • मूल्य आधारित प्रश्नों के उत्तर देना • निष्कर्ष निकलना • निर्णय लेना • काम का महत्व समझना • आज्ञा पालन
अगस्त	19	<p>पाठ 5 - चिड़िया(कविता) (गतिविधि आधारित) कार्यपत्रिका-5</p> <p>पाठ 6 - चलो खेलते हैं (गतिविधि आधारित) कार्यपत्रिका-6</p>	<ul style="list-style-type: none"> • घर के व्यर्थ सामान से घोंसला बनाना • अपने प्रिय खेल तथा खिलाड़ी के बारे में बोलना • खेलों की सूची बनाना <p>देखो मेरी प्यारी गेंद dekho meri pyari gend हिंदी कविता लालची कौआ-The Greedy Crow Jataka Tales for Kids Hindi Stories for Kids Magicbox Hindi</p> <p>प्रस्तावित गतिविधि (छात्र अपने प्रिय खेल तथा खिलाड़ी के विषय में अपने विचार कक्षा में सुनाएँगे)</p>	<ul style="list-style-type: none"> • HW 5.8,HW 5.10,ECL 1 5.4* • शब्द भंडार में वृद्धि • सकारात्मक प्रदर्शन • संबंधित शब्दों की पहचान तथा सही उच्चारण से पढ़ना • कलात्मक अभिव्यक्ति

सितम्बर	20	पाठ7 - चतुर मुर्गा कार्यपत्रिका-7 पाठ8 - गिलहरी और चना कार्यपत्रिका-8	<ul style="list-style-type: none"> अपठित कहानी पर प्रश्न कहानी सुनना और सुनाना चने का बीजारोपण करना परिणाम नोट करना अपने विचार प्रस्तुत करना <p>Aam Ki Tokri Poem in Hindi Cbse Class 1 Hindi Poems Hindi Songs For Children Hindi Lullabies</p> <p>प्रस्तावित गतिविधि छात्र चने का बीजारोपण करेंगे तथा अपने अनुभव साझा करेंगे ।</p>	<ul style="list-style-type: none"> HW 5.14, ECL 1 5.7* शब्दों का सरल वाक्यों में उचित प्रयोग स्तरानुरूप पाठन अंतःक्रियात्मक कौशल का उपयोग करके समूह गतिविधियों में भाग लेना
कार्यकाल -2 (अक्टूबर से मार्च)				
अक्टूबर	17	पाठ9 - नीम का पेड़ (कविता) कार्यपत्रिका-9 पाठ10- सबका बगीचा गतिविधि आधारित कार्यपत्रिका-10	<ul style="list-style-type: none"> पेड़ों के लाभ तथा महत्व पर कुछ पंक्तियाँ कहानी पढ़ना अपठित गद्यांश अनेक शब्दों के लिए एक शब्द खेल खेल में अभिनय करना <p>Jadui Ped Kahani जादुई पेड़ कहानियाँ HINDI Moral Stories For Children KidsOneHindi दो दोस्त और भालू हिंदी कहानी The Bear and Two Friends Story in HINDI for Children - KidsOneHindi Man karta hai, animated and musical poem, Class 3 Hindi, rimjhim 3, CBSE, NCERT, मन करता है, रिमझिम भाग 3</p> <p>प्रस्तावित गतिविधि लेखन कौशल - (विभिन्न पेड़ों के लाभ तथा महत्व के विषय में कुछ पंक्तियाँ लिखेंगे ।)</p>	<ul style="list-style-type: none"> HW 5.13b, HW 5.12, ECL 1 5.5b, HW 5.9* शब्द भंडार विकसित होना शब्दों का सही उच्चारण शब्दों का वाक्यों में सही प्रयोग पेड़ पौधों की उपयोगिता पर्यावरण संरक्षण के प्रति सजगता स्तरानुरूप पाठन कलात्मक अभिव्यक्ति
नवम्बर	18	पाठ11 - किसान और भालू कार्यपत्रिका-11	<ul style="list-style-type: none"> कार्यपत्रिका नाटक को कहानी के रूप में सुनाना <p>भालू और किसान की कहानी #bhaalooaurkisaan #ChalakiKISAN #चालाक किसान #HindiKahaniya #Bearsandfarmers</p>	<ul style="list-style-type: none"> HW 5.13b, HW 5.14, ECL 1 5.7* शब्द भंडार में वृद्धि सामान्य ज्ञान में वृद्धि प्रश्नों का निर्माण प्रतिक्रिया व्यक्त करना कारण जानना

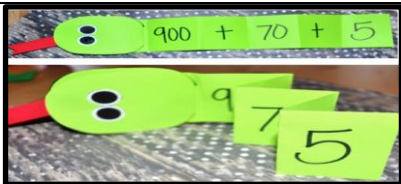

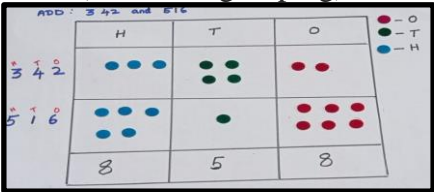
दिसम्बर	19	पाठ 12- आई दीपावली गतिविधि आधारित कार्यपत्रिका-12	<ul style="list-style-type: none"> चर्चा परिचर्चा रंगोली बनाना कक्षा प्रस्तुति <p>दिवाली की कहानी Ramayana Story Diwali Story for Kids</p> <p>चर्चा-परिचर्चा (त्योहारों से संबंधित)</p> <p>परियोजना कार्य(रंगोली बनाना - मंडला आर्ट) तथा कला समन्वित गतिविधि,छात्रों की सामूहिक भागीदारी</p>	<ul style="list-style-type: none"> HW 5.17,ECL 1 5.3c* निर्देशों का पालन करना शब्द भंडार में वृद्धि पर्यावरण के प्रति सजगता संस्कृति और शिष्टाचार का महत्त्व मिलकर काम करने की भावना जागृत करना
जनवरी	13	पाठ13- गायक गधा कार्यपत्रिका-13	<ul style="list-style-type: none"> कार्यपत्रिका पहेली बूझो नैतिक मूल्यों पर आधारित कहानी <p>3 Moral Stories 3 नैतिक कहानियाँ HINDI Stories For Children KidsOneHindi</p> <p>पहेलियाँ (कविता) paheliyan Kavita</p>	<ul style="list-style-type: none"> HW 5.17, ECL 1 5.2, ECL 1 5.3a* शब्द भंडार में वृद्धि प्रतिक्रिया व्यक्त करना शब्दों का वाक्यों में सही प्रयोग अर्थग्रहण करना तर्कपूर्ण चिंतन करना तथा प्रश्नों के उत्तर देना भाषा विकास
फरवरी	19	पाठ 14 - ऋतुएँ(कविता) कार्यपत्रिका-14	<ul style="list-style-type: none"> ऋतुओं पर चर्चा परिचर्चा अपठित कहानी पढ़ना कविता वाचन - ऋतुएँ अपठित गद्यांश <p>ऋतुएँ हिंदी नैतिक कहानियाँ Seasons In Hindi Hindi Bal Katha Moral Story In Hindi</p> <p>How to Make a Paper Boat (Origami Instructions)</p> <p>Jhaade ki dhoop Hindi Rhymes Vol 3</p>	<ul style="list-style-type: none"> HW 5.17, ECL 1 5.3a, ECL 1 5.4* प्रत्यास्मरण अर्थग्रहण सौंदर्यबोध शब्द भंडार में वृद्धि सामान्य ज्ञान
मार्च	18	पुनरावृत्ति	<ul style="list-style-type: none"> अपठित गद्यांश लेखन प्रतियोगिता दिनों के नाम - फूल की पंखुड़ियों में (सामूहिक गतिविधि) <p>Story of Holi होली की कहानी होलिका दहन Hiranya 2021 Panchatantra Stories in Hindi पंचतंत्र की प्रसिद्ध कहानियाँ Pari Kahani </p>	<ul style="list-style-type: none"> HW 5.4.HW 5.6,ECL 1 5.3c* निर्देशों का पालन करना रचनात्मक लिखित अभिव्यक्ति अंतःक्रियात्मक कौशल का उपयोग करके समूह गतिविधियों में भाग लेना

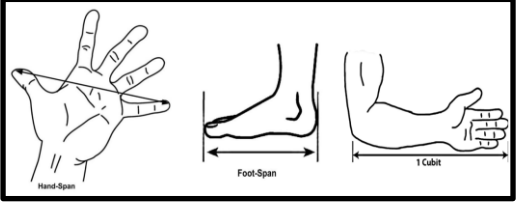
MATHEMATICS

TEXTBOOKS:

1. Mathematics (Textbook cum workbook), CES (Child Education Society) -(WB)
2. SHIN Program Level 2 (SH)


MONTH	No. of Days	COURSE CONTENT	ACTIVITY/PROJECT	LEARNING OUTCOMES
<u>TERM- I (APRIL TO SEPTEMBER)</u>				
April	20	WB CH 1, REVISITING CLASS 1 (Activity Based) CH 2, SHAPES SHIN T SHAPE (1,2) <u>Wise Time Kit</u>	<ul style="list-style-type: none"> ● 2D Scenery: Students will make a scenery using 2D Shapes in their notebook. ● Quiz: https://www.turtlediary.com/quiz/identify-3d-shapes.html ● Tabular presentation: Total surfaces of 3D shapes in notebook. ● 3D Shapes Song: https://www.youtube.com/watch?v=guNdJ5MtX1A 	HW 5.18a, IL 5.3b, IL 5.8b, IL 5.25* The students will be able to: <ul style="list-style-type: none"> ● Work with two digit numbers, read and write numerals upto 99; ● Draw horizontal, vertical and slanting lines, do backward counting. ● Identify and understand the basic 2D and 3D shapes by their names in terms of their physical properties, Identify open and closed figures and Identify objects that roll/slide.
May	08	WB CH 3, PLACE VALUE (Activity Based) SHIN T SHAPE (3,4) <u>Wise Time Kit</u>	<ul style="list-style-type: none"> ● Story: https://storyweaver.org.in/stories/58665-this-is-how-you-count-eggs ● Story Based Activity: CHICKENS AND THE CLEVER FOX A story will be given to the students and various questions based on topic - Place Value will be asked. 	IL 5.6, IL 5.9, IL 5.10* The students will be able to: <ul style="list-style-type: none"> ● Count objects in groups of 2's, 5's, 10's. ● Decompose a number into groups of tens and ones. ● Understand the place value system and show place value using abacus, arrow cards etc. ● Build numbers using digits from 0 to 9 and place values.
July	22	WB CH 4, NUMBERS UPTO 1000	<ul style="list-style-type: none"> ● Making a place value snake. 	HW 5.6, IL 5.11, IL 5.12, IL 5.13* The students will be able to: <ul style="list-style-type: none"> ● Expand a number for showing

		<p>CH 5, MORE ABOUT NUMBERS</p> <p>SHIN</p> <p>COLOR CUBES (5,6,7)</p> <p><u>Wise Time Kit</u></p>	 <ul style="list-style-type: none"> ● Odd/Even Straw Activity: The students will identify a number as an even number or an odd number by making pairs of straws. ● Make a skip counting caterpillar. (Skip 5, 10) 	<p>the place value of digits.</p> <ul style="list-style-type: none"> ● Identify the numbers that comes just before and just after a given number. ● Compare numbers, arrange in ascending and descending orders. ● Forming greatest and smallest 3-digit numbers. ● Explore that 0 represents the absence of a digit at a place in a given number. ● Skip the numbers by 2's, 3's, 5's, 10's.
August	19	<p>WB</p> <p>CH 6, PATTERNS (Activity Based)</p> <p>CH 8, ADDITION</p> <p>SHIN</p> <p>CATCH THE PICTURES (8,9)</p> <p><u>Wise Time Kit</u></p>	<ul style="list-style-type: none"> ● Animal Patterns: Students will look at the links given below, make animal patterns of any 8 animals of their choice in their notebook, color and decorate it. https://www.youtube.com/watch?v=QWd8auPMHPQ https://www.youtube.com/watch?v=WK0q3slTsNM ● Animal Story (Patterns): https://storyweaver.org.in/stories/21618-wild-cat-wild-cat ● Addition Using Bindis: Add 3 digit numbers using bindis of different shapes/colours. (without regrouping).  <ul style="list-style-type: none"> ● Quiz https://www.transum.org/software/SW/Starter_of_the_day/students/Basic_Addition.asp 	<p>IL 5.8a, IL 5.14, IL 5.19*</p> <p>The students will be able to:</p> <ul style="list-style-type: none"> ● Observe and identify the common rule or property in the pattern. ● Extend the pattern in sequence in accordance with shapes, numbers and letters. ● Create his/her own pattern. ● Add 2 or 3 digit numbers with or without regrouping. ● Understand various properties of addition. ● Solve word problems; count on; add doubles and near doubles. ● Use addition to find differences. ● Identify missing addends.

September	20	<p>WB CH 7, MEASUREMENT OF LENGTH (Activity Based)</p> <p>CH 9, MEASUREMENT OF WEIGHT (Activity Based)</p> <p>SHIN CATCH THE PICTURES (10,11) <u>Wise Time Kit</u></p>	<ul style="list-style-type: none"> ● Measurement using non standard units(length) The students will measure different objects in the classroom using handspan, footspan and cubit. (Teacher’s table, Student’s desk, wooden cupboard, tiles, etc.)  <ul style="list-style-type: none"> ● Wrapper Activity (Measurement of Weight) The students will collect the wrappers of any 5 objects like biscuits, wafers, soaps, toothpaste to identify their unit of measurement and write the weight and unit in their notebook. 	<p>IL 5.6, IL 5.21, IL 5.22*</p> <p>The students will be able to:</p> <ul style="list-style-type: none"> ● Become familiar with the standard & non standard units for measuring length and distance. ● Estimate and measure length/distances & compare the lengths/distances. ● Use a scale to measure small lengths. ● Use simple balance for finding the weight of small quantities. ● Become familiar with the standard units for measuring weight. ● Estimate and measure different weights & compare the weight of objects.
-----------	----	--	---	---

TERM- II (OCTOBER TO MARCH)

October	17	<p>WB CH 10, CAPACITY (Activity Based)</p> <p>CH 11, SUBTRACTION</p> <p>SHIN VARIOUS SHAPES (12,13) <u>Wise Time Kit</u></p>	<ul style="list-style-type: none"> ● Cups & Mugs (Measurement of Capacity) The students will fill different vessels - Jug, Glass, mug, pot, bowl with the same cup and count the cups required to fill them and tell which has more capacity? <p>The students will collect 5 wrappers of empty packets/labels of liquid items and will identify different units of measurement and note in their notebook.</p> <ul style="list-style-type: none"> ● Subtraction using Abacus Using abacus Link: https://youtu.be/wviW0JsXKjA 	<p>IL 5.23, IL 5.15, IL 5.16, IL 5.19*</p> <p>The students will be able to:</p> <ul style="list-style-type: none"> ● Compare and order containers in terms of their capacity ● Estimate and measure different capacities ● Compare different capacities ● Understand subtraction as taking away or counting backwards. ● Subtracts 2 and 3 digit numbers with and without regrouping. ● Understand various properties of subtraction. ● Solve picture/story sums
---------	----	--	---	--

November	18	<p>WB CH 12, MULTIPLICATION</p> <p>SHIN REPLICATING GRAPHICS (14,15)</p> <p><u>Wise Time Kit</u></p>	<ul style="list-style-type: none"> • Multiplication using objects The students will do multiplication using concrete objects - ice cream sticks.  <ul style="list-style-type: none"> • Story (Multiplication) https://storyweaver.org.in/stories/436351-wings-and-tables?mode=read 	<p>IL 5.17, IL 5.27*</p> <p>The students will be able to:</p> <ul style="list-style-type: none"> • Understand repeated addition and grouping of numbers. • Explore different ways of building tables up to 5 • Solve multiplication of 2 and 3 digit numbers by one – digit with and without regrouping. • Explore multiplication facts.
December	19	<p>WB CH 13, MONEY (Activity Based)</p> <p>CH 14, DATA HANDLING (Activity Based)</p> <p>SHIN REPLICATING GRAPHICS (16,17)</p> <p><u>Wise Time Kit</u></p>	<ul style="list-style-type: none"> • Money: Market Scenario The students will create a market scene. Role play as a shopkeeper and customer. They will buy and sell things using play money. • Data Handling The students will track weather for 7 days and record the observations in the tabular form. (maximum, minimum, the most, the least) 	<p>HW 5.7, IL 5.8a, IL 5.20, IL 5.28*</p> <p>The students will be able to:</p> <ul style="list-style-type: none"> • Identify Indian currency notes and coins. • Calculate the money required and money obtained in balance in simple buying situations. • Collect and present data of a given situation, raw inferences from the data collected • Represent the data in pictorial form
January	13	<p>WB CH 15, DIVISION</p> <p>CH 16, FRACTIONS (Activity Based)</p> <p>SHIN TRANSFORMING WITH CUBES (18,19)</p> <p><u>Wise Time Kit</u></p>	<ul style="list-style-type: none"> • Grouping (Division) The students will understand division by grouping by using bangles, buttons, etc. They will be required to make equal groups and put buttons in the bangles, with remaining buttons outside the bangles. • Fractions Story: GIVE ME HALF (STORY) https://www.youtube.com/watch?v=GbWFfWwyB5s <p>The students will use coloured origami sheets and show different fractions by folding them.</p>	<p>IL 5.18, IL 5.26*</p> <p>The students will be able to:</p> <ul style="list-style-type: none"> • Understand the concept of division • Explore division facts • Understand the relationship between multiplication and division • Perform division (without remainder) using multiplication tables. • Understand the meaning of fractions as a part of a whole or a collection in terms of one-half, one-fourth and three-fourth. • Draw various pictures to show different fractions.

February	19	<p>WB CH 17, MEASUREMENT OF TIME</p> <p>CH 18, CALENDAR (Activity Based)</p> <p><u>Wise Time Kit</u></p> <p>SHIN TRANSFORMING WITH CUBES (20)</p>	<ul style="list-style-type: none"> ● <i>Game (Measurement of Time)</i> https://www.scottle.edu.au/ec/viewing/L9644/index.html ● The students will note the timing of any 5 favourite cartoon shows and draw three different clocks showing these timings. The clock will have different faces of the cartoon characters you like the most. ● <i>Birthday Month Calendar (Calendar)</i> Make a beautiful calendar of your birthday month. 	<p>IL 5.7, IL 5.29*</p> <p>The students will be able to:</p> <ul style="list-style-type: none"> ● Read, show and write the time using a clock in terms of o'clock and half past. ● Understand shorter and longer duration of time ● Get familiar with days of the week and months of the year. ● Understand the facts related to time and calendar like 1 day = 24 hrs. and so on.
March	18	REVISION		

ENVIRONMENTAL STUDIES

TEXT BOOK:

ENVIRONMENTAL STUDIES(VIVA)BOOK 2

MONTH	No. of Days	COURSE CONTENT	ACTIVITY/PROJECT	LEARNING OUTCOMES
<u>TERM- I (APRIL TO SEPTEMBER)</u>				
April	20	Lesson-1 About Me (Activity Based) Lesson-2 Human Body	<ul style="list-style-type: none"> Poem Recitation – Students will create a self-written poem on “Myself ” and recite in class. Reference link - https://www.youtube.com/watch?v=G_cPGILZDnU https://www.youtube.com/watch?v=cEWzUssPF3w (how to give your introduction-integrated with English) Association games with body parts: a hand associated with a specific action, a foot associated with a specific action, etc. Students will get a cut out of a standing person from the newspaper and label its body parts. https://www.youtube.com/watch?v=jd3bWUAa9qM (Body parts) 	HW 5.16, HW 5.10, HW 5.3* The students will: - <ul style="list-style-type: none"> Understand about self and the ways to introduce oneself. Understand similarities and differences between themselves and peers. The students will: - <ul style="list-style-type: none"> Identify and know about various body parts. Identify features of the human body. Understand the importance of a healthy body and physical exercises.
May	08	Lesson-3 My Wonderful Family (Activity Based)	<ul style="list-style-type: none"> Students will make a family tree in their notebooks. (Integrated with Art) https://www.youtube.com/watch?v=d_WQEW13TCo (I love my family song for kids) https://storyweaver.org.in/stories/145027-my-family-members (Story on My Family Members) 	HW 5.2, HW 5.18a* The students will: - <ul style="list-style-type: none"> Identify different kinds of family structures Identify relationships with and among family members.
July	22	Lesson-4 We Need Food (Activity Based)	<ul style="list-style-type: none"> Create a food Alphabet-Stick the letters up around the room. Ask children to help identify healthy foods to place under each letter. Children could also cut out or draw pieces of food and put them under the corresponding letter. For example: Aa – apple, avocado, apricot, etc. 	HW 5.13b, IL 5.8c, HW 5.13a, HW 5.18a, HW 5.12* The students will: - <ul style="list-style-type: none"> Learn about different types of food and their importance.

		Lesson-5 Clothes We Wear	<ul style="list-style-type: none"> We are yummy snack makers- Children will choose foods from the cut outs (newspaper, magazine) to put together a tasty, nutritious snack. Some ideas include wholemeal toast with cheese and tomato, fruit with yoghurt, capsicum or carrot sticks with hummus or mashed avocado, scrambled eggs on an English muffin etc. https://storyweaver.org.in/stories/388805-bhuji-and-sona-s-favourite-food (Story: Bhuji and Sona’s Favourite food.) Every country has its own special dress. It is called the traditional dress of that country. In your notebook, paste pictures of the traditional dresses of a few countries and create a new traditional dress for your country, India. https://www.youtube.com/watch?v=kJmoe9m6uoQ (Clothes We Wear) 	<ul style="list-style-type: none"> Understand the difference between Vegetarian and Non vegetarian. Understand the importance of healthy food. Explain the meaning of the term balanced diet. <p>The students will: -</p> <ul style="list-style-type: none"> Identify and name the types and sources of different types of fabrics. Differentiate between Natural and Man-made fiber. Understand the making of cotton and silk clothes.
August	19	Lesson-6 We Need Shelter Lesson-7 Be Safe and Healthy (Activity Based)	<ul style="list-style-type: none"> Making kutcha house and pucca house with different materials - textured paper, sand paper, matchsticks etc We Need Shelter Students will create a Kutcha House 3D model using waste material. (cardboard, matchstick, hay, grass etc) https://youtu.be/B9nJ6OD2Kvs (We Need Shelter) https://literacycloud.org/stories/2366-my-home/ (Story: My Home) Draw your own safety vehicle (integrated with art) Students will make 4 flashcards depicting personal hygiene activities. Making a list things that go inside a “First Aid box” 	<p>HW 5.12, EC2 5.6, HW 5.13a*</p> <p>The students will: -</p> <ul style="list-style-type: none"> recognizes the significance of houses. Categorizes the different types of Houses. Explains the meanings of new terms caravans, tree house, tents etc. Identifies different rooms in their house. <p>The students will: -</p> <ul style="list-style-type: none"> understand the meaning of good habits. learn how to remain clean Recognizes the significance of correct posture one should follow. Understand the importance of safety measures and rules.

			<ul style="list-style-type: none"> • https://www.youtube.com/watch?v=4jIslyYrFzo (Video on Keeping Healthy) 	
September	20	<p>Lesson-8 My School (Activity Based)</p> <p>Lesson-9 Neighbors and Neighborhood</p>	<ul style="list-style-type: none"> • Draw a map of your school. Students will show the different parts of a school • https://www.youtube.com/watch?v=EfdJIfYDBp8 • https://www.youtube.com/watch?v=iwxkwPA8c68 (video about neighborhood) • https://storyweaver.org.in/search?query=neighborhood%20places%20and%20people (story weaver) • Project – Interview a shopkeeper in your neighborhood. You can ask him/her some questions such as – when did you set up the shop, how many people work at your shop, where did you get this idea to open a shop etc. 	<p>IL 5.2b, HW 5.18a,ECL2 5.5, IL 5.2a, HW 5.2*</p> <p>The students will: -</p> <ul style="list-style-type: none"> • Understand the meaning of school and Importance of good manners and discipline to be followed in school. • understanding the importance of celebrating together. <p>The students will: -</p> <ul style="list-style-type: none"> • Understand, observe and explore the immediate surroundings and neighborhood service. • Students are able to know the need for Public Places in a locality. • Students are able to know about recreational places. • Students are able to know some rules to follow to be safe and hygienic in the neighborhood.

TERM- II (OCTOBER TO MARCH)

October	17	<p>Lesson-10 People We Need (Activity Based)</p> <p>Lesson-11 Celebrating Festivals</p>	<ul style="list-style-type: none"> • Role play of different helpers • https://storyweaver.org.in/search?query=neighborhood%20places%20and%20people (story weaver) • Interview the helpers in your area and school. • Find the information about the various folk dances happening at different festivals and write them in your notebook. • Speaking about your favorite festival. • Making Eco Friendly Ganesha (Integrated with ART) • https://www.youtube.com/watch?v=QgeWHwRJ2PI (video about Our Festivals) 	<p>HW 5.17, ECL2 2.5, ECL1 5.1, ECL1 5.5b*</p> <p>The students will: -</p> <ul style="list-style-type: none"> • Understand the Importance of the dignity of labour. • Understand the work done by different people in their daily lives. • Develop a feeling of respect towards all the people who help us. <p>The students will: -</p> <ul style="list-style-type: none"> • Understand the importance of celebrations and know how different festivals are celebrated.
----------------	----	---	--	---

				<ul style="list-style-type: none"> Understanding the importance of religious and national festivals.
November	18	<p>Lesson-12 Direction, Travel and Communication</p> <p>Lesson-13 Weather and Seasons (Activity Based)</p>	<p>Observe google map</p> <ul style="list-style-type: none"> Draw a map from your home to school Draw a map from the school gate to your classroom. https://storyweaver.org.in/stories/141993-travel-diaries (Story: Travel Diaries) <ul style="list-style-type: none"> Write a weather forecast for the day using seasonal weather vocabulary. Pictionary on “Various seasons”-electronic appliances,beverages,food,clothes worn etc. https://storyweaver.org.in/stories/198886-the-joy-of-rhyming-seasons-nature (Story: The Joy Of Rhyming-Seasons and Nature) 	<p>IL 5.2b, IL 5.8b*</p> <p>The students will: -</p> <ul style="list-style-type: none"> Understand the Importance of directions, maps, sandclocks, compass and time Learn about different means of transport. Identify the various means of transport and their importance in daily life. Study about communication and identify the various means of communication. <p>The students will: -</p> <ul style="list-style-type: none"> Differentiate between weather and seasons and understand the cycle of seasons in India. Students will be able to identify the four seasons and describe different events that happening in each season.
December	19	<p>Lesson-14 The World of Plants</p> <p>Lesson-15 The World of Animals</p>	<ul style="list-style-type: none"> Students will make a list of items we get from plants with their uses in their notebooks. Plant a grain, Nurture it regularly. Observe the changes and make the drawings of your observation with date. Share your observations in your class. https://storyweaver.org.in/stories/463098-who-planted-the-tree (Story- Who planted the tree?) Process of GERMINATION https://www.youtube.com/watch?v=JSe_VUMymjo Show and tell: Making endangered animal’s face mask. Talk on Pet animals and their care. 	<p>ECL2 5.14, IL 5.1, IL 5.8c*</p> <p>The students will: -</p> <ul style="list-style-type: none"> recognizes the significance of plants. Identifies different types of plants. Explains the meaning of different kinds of plants and draw distinction between them. Identify different parts of plants. <p>The students will: -</p> <ul style="list-style-type: none"> differentiate types of animals. Recognizes the significance of animals. Analyses the role of animals’ various food habits of animals.

			<ul style="list-style-type: none"> • Discussion on Farm animals and their uses. • https://youtu.be/QG4U3xh_Pi0 (Animals Life) • https://storyweaver.org.in/stories/419968-animals (Story:Animals) 	
January	13	<p>Lesson-16 The World Around Us (Activity Based)</p> <p>Lesson-17 Air (Activity Based)</p>	<ul style="list-style-type: none"> • Students will do Sky Observation for a few days and follow up discussions will take place in class. • Make a picture of the Earth in MS Paint. Write a catchy slogan beneath it. (Integrated with ICT) • https://www.youtube.com/watch?v=YkPydIjMYOY (video) • EXPERIMENT: Make your own pollution catcher. • Students will create their own paper Wind mill. • https://storyweaver.org.in/stories/371473-nanammal-and-kamalathal-travel-by-air (Story: Nanammal and Kamalathal Travel by Air) 	<p>ECL2 5.14, IL 5.28, HW 5.18a, IL 5.8b*</p> <p>The students will: -</p> <ul style="list-style-type: none"> • Understand and know about the blue planet and its neighbours. • Recognizes the difference between Landforms and water bodies. <p>The students will: -</p> <ul style="list-style-type: none"> • Understand and explore the properties of air. • Understand the importance of clean and fresh air. • Understand the various uses of winds.
February	19	Lesson-18 Water (Activity Based)	<ul style="list-style-type: none"> • Sink and Float Activity • Mixing of sand, oil and sat/sugar in water • Discussion on needs and ways to save water. • https://storyweaver.org.in/stories/17745-the-water-seed (Story: The Water Seed) 	<p>IL 5.8b, ECL2 5.1a*</p> <p>The students will: -</p> <ul style="list-style-type: none"> • Know about sources and uses of water. • Understand the unique properties of water. • Understand and explore the different ways to clean and save water.
March	18	Revision	<ul style="list-style-type: none"> • Water Conservation: Activity • Safety and First Aid Activity. 	

GENERAL KNOWLEDGE

TEXTBOOK: DO YOU KNOW? REVISED EDITION CAMBRIDGE LEARN (CAMBRIDGE UNIVERSITY PRESS)

MONTH	TOPICS	PAGE NO	MONTH	TOPICS	PAGE NO
APRIL (No. of days-20)	My Country <ul style="list-style-type: none"> ● Dates To Remember ● Indians At The Fore ● Touring India ● Freedom Fighters ● States In India ● Our Neighbours 	Pg. -01 to 06	OCTOBER (No. of days-17)	Grammar And Language <ul style="list-style-type: none"> ● Antonyms ● Household Tools ● Action Words ● Animal Genders ● Collective Nouns ● Singular or Plural ● Activity 3: Anagrams ● Colour- Coded 	Pg. – 34 to 42
MAY (No. of days-08)	Around The World <ul style="list-style-type: none"> ● Continents ● Wonders Of The World ● Yummilicious! ● Transport ● World Superlatives 	Pg. -07 to 11	NOVEMBER (No. of days-17)	Sports And Games <ul style="list-style-type: none"> ● Courts And Fields ● Sports Tournaments ● Self-Defence ● On The Field ● Athletics ● Indian Board Games ● Olympic Games Trivia 	Pg.- 43 to 49
JULY (No. of days-22)	Environment And The World of Science <ul style="list-style-type: none"> ● Light ● Weather ● Sense Organs ● Water ● Healthy vs Junk Food ● More About Computers ● Activity 1: Healthy Living 	Pg. – 12 to 19	DECEMBER (No. of days-20)	Moral Values And Life Skills <ul style="list-style-type: none"> ● Friendship Goals ● Everyday Matters ● The Palette Of Health ● Responding To Situations Opinions 	Pg.- 50 to 54
AUGUST (No. of days-19)	The World Of Plants And Animals <ul style="list-style-type: none"> ● What Do We Eat? ● Birdwatching ● Fragrant Flowers ● Useful Plants ● Interesting Animals 	Pg. – 20 to 26	JANUARY (No. of days-13)	Mind Games <ul style="list-style-type: none"> ● Fun With Numbers ● What Comes Next? ● Clockwise, Anticlockwise ● Be Quick! ● Rack Your Brains Odd One Out	Pg.- 55 to 60

	<ul style="list-style-type: none"> ● Helpful Animals ● Aquatic Animals 				
<p>SEPTEMBER (No. of days-20)</p>	<p>Art And Literature</p> <ul style="list-style-type: none"> ● Author Aware ● Rhyme On ● Wisdom Tales ● The Artist's Studio ● Magical Fairyland ● Activity 2: Books And Covers 	Pg.- 27 to 33	<p>FEBRUARY (No. of days-19)</p> <p>MARCH (No. of days-18)</p>	<p>Trivia Corner</p> <p>Revision</p>	Pg.- 61 to 67

ICT

TEXT BOOK:

IT PLANET-CODE BOTICS (PMP PUBLISHERS)

MONTH	No. of Days	COURSE CONTENT	ACTIVITY/PROJECT	LEARNING OUTCOMES
<u>TERM- I (APRIL TO SEPTEMBER)</u>				
April	20	Lesson 3: Fun with Tux Paint	Do the Lab activity given on page 32	L 5.1,IL 5.8b,IL 5.25* Students will learn to use different tools of Tux Paint and use of various GUI based stamps.
May	08	Lesson 3 continued...		
July	22	Lesson 1:Computer at various places	Do the Lab activity given on page 14	IL 5.1,IL 5.8b,IL 5.25* Students will get to know use of computer at various places
August	19	Lesson 2-Computer Devices	Do the Lab activity given on page 20	IL 5.1,IL 5.8b,IL 5.25* Students will be able to identify different computing devices
September	20	Lesson 4-Word 2016: worksheet-I	Do the Lab activity given on page 42	IL 5.1,IL 5.8b,IL 5.25* Learners will be able to apply basic formatting features on word processing software.
<u>TERM- II (OCTOBER TO MARCH)</u>				
October	17	Lesson 5: More on PAINT	Do the Lab activity given on page 54 Rub A Dub: Digital Collage(Diwali)	IL 5.1,IL 5.8b,IL 5.25* Students will learn to use different shapes, tools and how to draw using this software.
November	18	Lesson 6- Arrangements of Patterns	Do the Lab activity given on page 62	IL 5.1,IL 5.8b,IL 5.25* Students will be able to learn about finding different patterns and logical and critical thinking skills will be developed.
December	19	Lesson 7: Fun with Scratch Jr	Do the Lab Activity given on the page number 75	IL 5.1,IL 5.8b,IL 5.25* Students will get to know about GUI based programming language.
January	13	Lesson-7 Continue...		
February- March	19	Lesson- Understanding AI		
	18	Worksheet II		

ART AND CRAFT

Art Express (Art & Craft Book 2)-PP Publications

MONTH	No. of Days	COURSE CONTENT	ACTIVITY/PROJECT	LEARNING OUTCOMES
<u>TERM- I (APRIL TO SEPTEMBER)</u>				
April	20	Animal Drawing & Art Express Pg.3,4,5,17	<ul style="list-style-type: none"> ● Drawing animals using basic geometrical shapes and Colouring the composition 	<ul style="list-style-type: none"> ● To make students comfortable in drawing animal figures ● To develop understanding of composition using their own imagination.
May	08	Madhubani pattern and technique Patterns ,Tree study & Art Express Page no.-26,34-35	<ul style="list-style-type: none"> ● Making Thank You card using Madhubani patterns and technique. ● Making patterns using sketch pens. ● Studying a tree using scribbling with sketch pens. ● Crown Making for Mother's Day 	<ul style="list-style-type: none"> ● To help them know the importance of trees and green and clean environment for staying healthy. ● To develop understanding and use of patterns
July	22	Aquatic animals Pattern Making Draw , colour (using wax crayons) and paint (Wax resist) & Art Express Page no.-6,8,19,21	<ul style="list-style-type: none"> ● Drawing Aquatic Animals. ● Composition drawing and colouring. ● Colouring within the outline. ● Draw and colour using wax crayons and wax resistant paint. 	<ul style="list-style-type: none"> ● Making art the basis of all learning to help students in being active and creative learner and improve their imaginative and observation skills. ● To develop understanding of different types of animals and their habitat ● To develop understanding and use of patterns
August	19	Rainy day composition, landscapes drawings and colouring &	<ul style="list-style-type: none"> ● Making rainy season will help students to have knowledge about 	

		Art Express Page no.-31,38	different seasons and their importance to environment.	<ul style="list-style-type: none"> To create awareness about seasons and their importance in our lives.
September	20	Teachers day greetings card making Art Express Page no.-13,36	<ul style="list-style-type: none"> Making different greetings cards to celebrate teachers day .. 	<ul style="list-style-type: none"> To make students understand that to celebrate something we can make thing by our own there is no need to buy things to gift always.
<u>TERM- I (OCTOBER TO MARCH)</u>				
October	17	Thumb Painting Use of Cotton bud impressions Patterns and shapes & Art Express Page no.-22,24,9,16,33	<ul style="list-style-type: none"> Animals, Insects and different other animals. Making patterns and shapes using cotton bud impressions. 	<ul style="list-style-type: none"> Combining the impression using paints and attain knowledge about the underwater life and its creatures. To help them understand impressions and patterns in our natural surroundings.
November	18	Plants life cycle and green Earth. Wall Hanging making Art Express Page no.-12,18,29	<ul style="list-style-type: none"> Bookmark making Wall hanging making (using ice-cream sticks) 	<ul style="list-style-type: none"> To make students understand and recognize the parts of plants, its life cycle and their importance in our life.
December	19	Christmas craft (Santa Claus) Christmas celebratio & Art Express Page no.-10,37,23,27	<ul style="list-style-type: none"> Best out of waste Christmas Craft Colour and decorate candies and stars using decorative material 	<ul style="list-style-type: none"> Learning craft skills through the activity. Enhance their knowledge about the festival.

January	13	Collage/Poster Making & Art Express Page no.39-40	<ul style="list-style-type: none"> ● Making a poster or collage in Hindi or English on <i>Save Water/Water Conservation</i>. 	<ul style="list-style-type: none"> ● To create awareness about the water conservation and its importance in our lives.
February	19	Different types of lines Free hand drawing and colouring (Theme-Spring) Art Express Page no.7,14,20	<ul style="list-style-type: none"> ● Drawing Flower pattern scenery drawing using different types of lines. 	<ul style="list-style-type: none"> ● Understanding the Mathematics concepts involved in pattern making
March	18	Paper mosaic Art Fun with Colours & Art ExpressPage no.25,15,28,30	<ul style="list-style-type: none"> ● Paper mosaic Art ● Learning to make natural colours. 	<ul style="list-style-type: none"> ● Learn to combine different colors and balance the space. ● To understand the importance of festivals in our life.

MUSIC

MONTH	No. of Days	COURSE CONTENT	ACTIVITY/PROJECT	LEARNING OUTCOMES
April	20	School Song National Song	Bal Bharati Ke Bachche Hum Vande Mataram	<ul style="list-style-type: none"> ECL2 5.2, ECL2 5.10, HW 5.17, HW 5.3* Through music developing awareness of our rich cultural heritage
May	8	School Song National Song	Bal Bharati Ke Bachche Hum Vande Mataram	<ul style="list-style-type: none"> ECL2 5.2, ECL2 5.10, HW 5.17, HW 5.3* Through music developing awareness of National heritage
July	22	Patriotic Song	https://youtu.be/3qAvNe1Fnpo Art- Integrated activity- Performing Arts-Dance and Song based on Paired State-Arunachal Pradesh. https://youtu.be/enOxR7Vvnu8	<ul style="list-style-type: none"> ECL2 5.2, ECL2 5.10, HW 5.17, HW 5.3* Considering Music as a way of celebrating Independence Day
August	19	Patriotic Song English Song For Class Presentation	https://youtu.be/3qAvNe1Fnpo https://youtu.be/nWkvvIZ3Dgw	<ul style="list-style-type: none"> ECL2 5.2, ECL2 5.10, HW 5.17, HW 5.3* Considering Music as a way of celebrating Independence Day
September	20	Alankar	https://youtu.be/JIfFMN6E9DA	<ul style="list-style-type: none"> ECL2 5.2, ECL2 5.10, HW 5.17, HW 5.3* Practice of Alankar enhances lung function. gain voice control and sing with grace
October	17	Alankar	https://youtu.be/JIfFMN6E9DA	<ul style="list-style-type: none"> ECL2 5.2, ECL2 5.10, HW 5.17, HW 5.3* Practice of Alankar enhances lung function. gain voice control and sing with grace
November	18	Song on Diwali	https://youtu.be/KBlITtu2beQ	<ul style="list-style-type: none"> ECL2 5.2, ECL2 5.10, HW 5.17, HW 5.3* Considering Music as a way of celebrating festivals.
December	19	Christmas Carolsong	https://youtu.be/1tM5pwvUGMI	<ul style="list-style-type: none"> ECL2 5.2, ECL2 5.10, HW 5.17, HW 5.3* Considering Music as a way of celebrating Festivals

January	13	Patriotic Song	https://youtu.be/K3bjbgmUHfs	<ul style="list-style-type: none"> • ECL2 5.2, ECL2 5.10, HW 5.17, HW 5.3* • Through music inculcating the Feelings of patriotism
February	19	Saraswati Vandana	https://youtu.be/p_qjOEI1S1k	<ul style="list-style-type: none"> • ECL2 5.2, ECL2 5.10, HW 5.17, HW 5.3* • Through music developing awareness about devotional songs
March	18	Revision		

DANCE

MONTH	No. of Days	COURSE CONTENT	ACTIVITY/PROJECT	LEARNING OUTCOMES
April May	20 08	Teen taal & (8/16 beat Footsteps) Exercise of kathak	https://youtu.be/DjwqbZ6BvE8	<ul style="list-style-type: none"> ● ECL2 5.2, ECL2 5.10, HW 5.17, HW 5.3* ● Coordination and team work will be improved & children will know about the Indian classical dance
July- September	22 19 20	PATRIOTIC CHOREOGRAPHY GANESH STUTI	The choreography elements to be discussed and https://youtu.be/i0jR2IOcg6c implemented	<ul style="list-style-type: none"> ● ECL2 5.2, ECL2 5.10, HW 5.17, HW 5.3* ● Children will learn about different festivals of India. They will make a mask of Lord Ganesha(TLM)
October- December	17 18 19	GARBA dance steps & CHRISTMAS dance	(through actions) https://youtu.be/qfXZeSkfDGs	<ul style="list-style-type: none"> ● ECL2 5.2, ECL2 5.10, HW 5.17, HW 5.3* ● They will learn gujrati culture (Costume, food, language etc) & make mask of santa. ● Folk dance Competition(Prelims)
January- March	13 19 18	GURU VANDANA SARASWATI VANDANA	(Memorize the composition or shloka) https://youtu.be/ e6AIm8cdp0	<ul style="list-style-type: none"> ● ECL2 5.2, ECL2 5.10, HW 5.17, HW 5.3* ● Children will learn our rituals & traditions. ● Folk dance competition (Final)

PHYSICAL EDUCATION

MONTH	No. of Days	COURSE CONTENT	ACTIVITY/PROJECT	LEARNING OUTCOMES
April	20	Swimming: Body Awareness Body Movements	Free walk in the pool Action songs [Buggie voggie] Walking in straight line, zig zag, running variations	<ul style="list-style-type: none"> • HW 5.1, HW 5.3, HW 5.11* • Use play as a basic form of learning and provide fun and enjoyment
May	08	YOGA Locomotor skills Swimming	Breathing and balancing yoga pose Walking ,Running, Jumping, Hopping Bubbling and kicking	<ul style="list-style-type: none"> • HW 5.1, HW 5.3, HW 5.11,HW 5.16* • To enable the student for the good health
July	22	Swimming Fit India Minor Game	Bubbling and kicking Simple exercises- https://youtu.be/FaHBOXeGsak Follow the Leader Swimming ;Free walk.	<ul style="list-style-type: none"> • HW 5.1, HW 5.3, HW 5.11,HW 5.8* • Demonstrate proper etiquette and good sportsmanship
August	19	Swimming Yoga Khelo India Assessment/Exercise Track and Field Activities	Kicking, bubbling, front float Vajrasana, Tadasana	<ul style="list-style-type: none"> • HW 5.1, HW 5.3, HW 5.11* • To provide students with the training of balancing, endurance and development of internal as well as external strength .
September	20	Swimming Movement Awareness Athletic- Flat race	Floating and hand movement High and low Jump	<ul style="list-style-type: none"> • HW 5.1, HW 5.3, HW 5.11* • To jump from height and distance with control and balance. • To allow students to experience competition and practice appreciation.
October	17	Fit India Protocol Exercises Athletics Swimming	Neck, arm, shoulder, and legs Types of running - backward and zigzag Legs and hand movements.	<ul style="list-style-type: none"> • HW 5.1, HW 5.3, HW 5.11* • Use play as a basic form of learning and provide fun and enjoyment. • Learners will be able to practice hand-leg coordination.
November	18	Fit India week:	Exercise games yoga.	<ul style="list-style-type: none"> • HW 5.1, HW 5.3, HW 5.11,HW 5.13a*

		Healthy Habits Yoga	Cleanliness [Self and Environment] Balancing Pose-Tree pose, Tadasan, Triangle pose, Warrior Pose	<ul style="list-style-type: none"> • To demonstrate ability and speed • Discussion and demonstration • Allowing students to practice body balancing and participate in activities promoting strengthening of muscles. • Demonstrate the ability to perform balance in various combinations and forms.
December	19	Mass P.T 1-10 exercises Minor Game Yoga	King of the Circle spoon race Sukhasana	<ul style="list-style-type: none"> • HW 5.1, HW 5.8, HW 5.3, HW 5.11* • To practice the mental hygiene • Students will be able to work in groups while they participate in Mass PT exercises.
January	13	Mass P T Standing 1-10 Indigenous game Yoga	Tyre running Balancing poses	<ul style="list-style-type: none"> • HW 5.1, HW 5.3, HW 5.11, HW 5.8* • To possess emotional stability and integrated moral values
February	19	Body Awareness Recreational game	Balancing, Stretching, Pushing, Pulling, Twisting bending Dog and the Bone	<ul style="list-style-type: none"> • HW 5.1, HW 5.8* • To control movements and body actions
March	18	Yoga Recreational games	Tadasana, Trikonasana, Meditation Water colour relay.	<ul style="list-style-type: none"> • HW 5.1, HW 5.8* • To enable the stability and increase the concentration power

Note-*Denotes codes of learning outcomes specified under NIPUN Bharat Key Competencies.

HW- Health and Well Being

EC- Effective Communication

IL- Involved Learners