

SUMMARY OF CLASS –III RESULT AT A GLANCE (2023-24)

A : TOP 5 STUDENTS OF CLASS III

| | NAME OF THE STUDENT | CLASS/SEC | GRAND TOTAL (400) | % | GRADE |
|---|---------------------|-----------|----------------------|------|-------|
| 1 | VANSHIKA GARG | III D | 397 | 99.2 | A1 |
| 2 | VANSH GARG | III F | 394 | 98.5 | A1 |
| 3 | PARINOOR CHHABRA | III E | 385 | 96.2 | A1 |
| 4 | HARMAN KAUR | III D | 385 | 96.2 | A1 |
| 5 | ANYA TRIPATHI | III C | 383 | 95.8 | A1 |

B: BOTTOM 5 STUDENTS OF CLASS III

| S.NO | NAME OF THE STUDENT | CLASS/SEC | GRAND TOTAL (400) | % | GRADE |
|------|-------------------------|-----------|----------------------|------|-------|
| 1 | ANOOP KUMAR GAUR (EWS) | III A | 84 | 21 | E |
| 2 | KAASHVI GOSWAMI (CFSI)* | III E | 91.2 | 22.8 | E |
| 3 | MOHD. AHID (EWS) | III D | 106 | 26.5 | E |
| 4 | GUFRAAN MOHAMMAD (EWS) | III A | 136 | 34 | D |
| 5 | ANMOL (EWS) | III A | 144 | 36 | D |

*Registered with CFSI. Assessments are going on.

C: SUBJECT TOPPERS OF CLASS III

| SUBJECT | NAME OF THE STUDENT | CLASS/SEC | MARKS OBTAINED | MAX MARKS |
|---------|---------------------|-----------|----------------|-----------|
| ENGLISH | 1.VANSHIKA GARG | III D | 99 | 100 |
| | 2. VANSH GARG | III F | | |
| HINDI | VANSH GARG | III F | 99 | 100 |
| MATHS | VANSHIKA GARG | III D | 100 | 100 |
| EVS | VANSHIKA GARG | III D | 100 | 100 |

D: STUDENTS OBTAINING MARKS BELOW 40%

| S.No | NAME OF THE STUDENTS | CLASS/SEC | GRAND TOTAL | % | GRADE |
|------|------------------------|-----------|-------------|------|-------|
| 1. | PARTH SAINI | III A | 149 | 37.2 | D |
| 2. | ANMOL (EWS) | III A | 144 | 36 | D |
| 3. | GUFRAAN MOHAMMAD (EWS) | III A | 136 | 34 | D |
| 4. | ANOOP KUMAR GAUR (EWS) | III A | 84 | 21 | E |
| 5. | MOHD. AHID (EWS) | III D | 106 | 26.5 | E |
| 6. | KAASHVI GOSWAMI (CFSI) | III E | 57 | 22.8 | E |

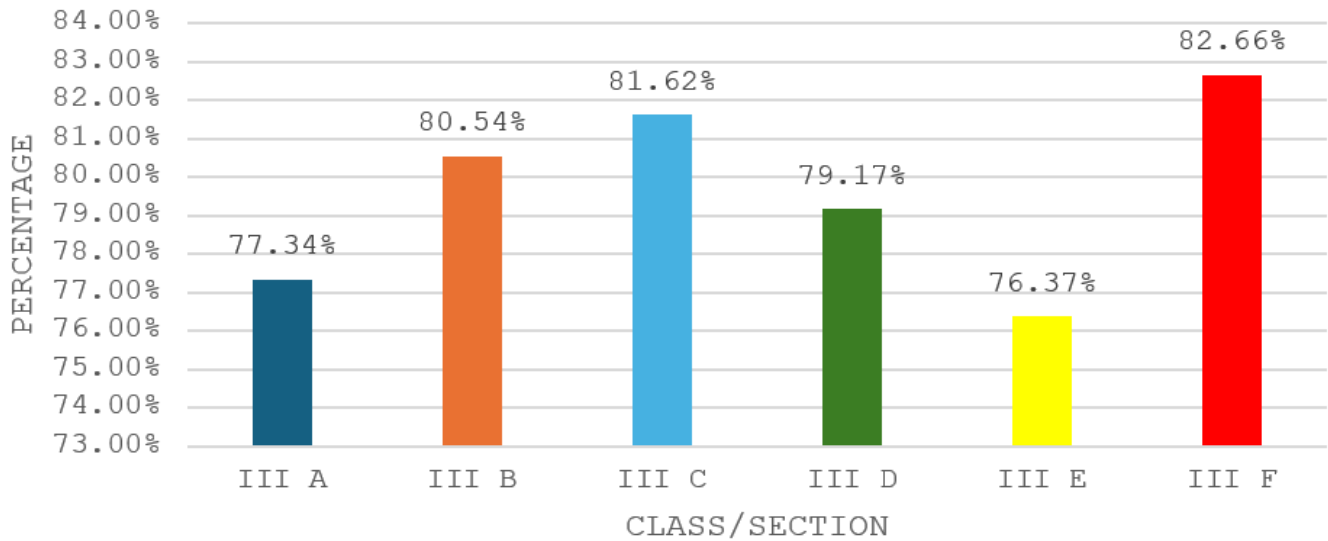
E. STUDENTS FAILING IN ONE OR MORE SUBJECTS: (Case of Improvement)

| S.NO | CLASS & SEC | NAME OF CHILD | SUBJECT | MID TERM MARKS (20) | ANNUAL TERM MARKS (50) | TOTAL MARKS (70) |
|------|-------------|------------------------|---------|---------------------|------------------------|------------------|
| 1. | III- A | ANMOL (EWS) | ENGLISH | 1.4 | 09 | 10.4 |
| | | | EVS | 3.6 | 5.5 | 9.1 |
| 2. | III- A | ANOOP KUMAR GAUR (EWS) | ENGLISH | 0.6 | 06 | 6.6 |
| | | | MATHS | 1.2 | 10.5 | 11.7 |
| | | | HINDI | 2.2 | 5.5 | 7.7 |
| | | | EVS | 2 | 5.5 | 7.5 |
| 3. | III –A | GUFRAN MOHAMMAD (EWS) | ENGLISH | 01 | 09 | 10 |
| | | | EVS | 2.6 | 8.5 | 11.1 |
| 4. | III – B | ANMOL KAUNAUJIYA (EWS) | HINDI | 3.6 | 12 | 15.6 |
| 5. | III –C | NIL | | | | |
| 6. | III – D | MOHD. AHID (EWS) | ENGLISH | 1.2 | 8.5 | 9.7 |
| | | | EVS | 0.5 | 3.5 | 04 |
| 7. | III – D | SUNNY MANDAL (EWS) | ENGLISH | 2.8 | 13 | 15.8 |
| 8. | III – E | KAASHVI GOSWAMI (CFSI) | ENGLISH | 2.2 | 3 | 5.2 |
| | | | MATHS | 4.4 | 8.5 | 12.9 |
| | | | HINDI | 1.8 | 1.5 | 3.3 |
| | | | EVS | 8.4 | 4 | 12.4 |
| 9. | III - F | NIL | | | | |

F. OVERALL CLASS AVERAGE (79.61)

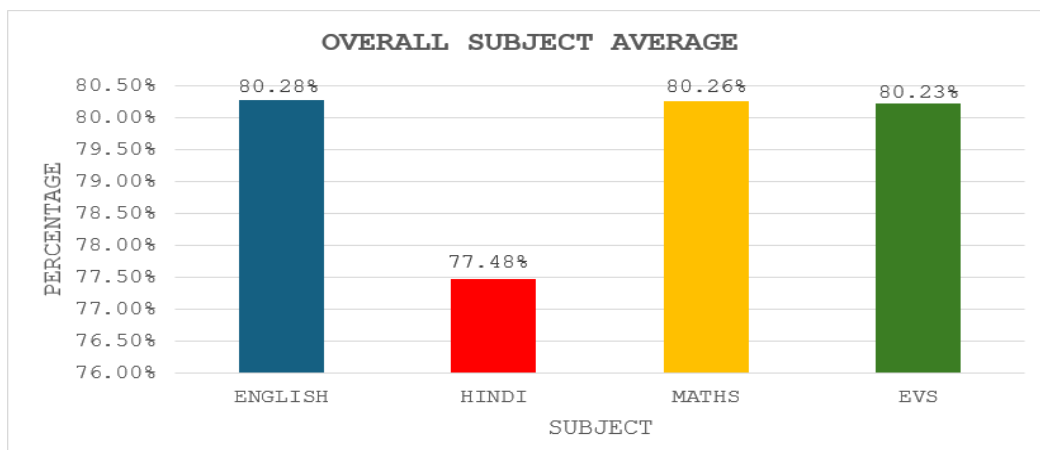
| CLASS | TOTAL | AVERAGE | PERCENTAGE | GRADE |
|-------|-------|---------|------------|-------|
| III A | 400 | 309.36 | 77.34 % | B1 |
| III B | 400 | 322.16 | 80.54% | B1 |
| III C | 400 | 326.48 | 81.62 % | A2 |
| III D | 400 | 316.68 | 79.17 % | B1 |
| III E | 400 | 305.48 | 76.37 % | B1 |
| III F | 400 | 330.64 | 82.66 % | A2 |

OVERALL CLASS AVERAGE



G: OVERALL SUBJECT AVERAGE (CLASS III- SECTION WISE):

| SUBJECT | TOTAL | A | | B | | C | | D | | E | | F | |
|---------|-------|-------|-------|-------|-------|-------|-------|-------|-------|-------|-------|-------|-------|
| | | Avg | % | Avg | % | Avg | % | Avg | % | Avg | % | Avg | % |
| ENGLISH | 100 | 78.57 | 78.57 | 81.65 | 81.65 | 81.65 | 81.65 | 79.77 | 79.77 | 77.48 | 77.48 | 82.82 | 82.82 |
| HINDI | 100 | 79.2 | 79.2 | 77.60 | 77.60 | 78.28 | 78.28 | 74.77 | 74.77 | 74.70 | 74.70 | 80.35 | 80.35 |
| MATHS | 100 | 75.47 | 75.47 | 81.19 | 81.19 | 83.47 | 83.47 | 81.52 | 81.52 | 75.56 | 75.56 | 84.45 | 84.45 |
| EVS | 100 | 76.1 | 76.1 | 81.68 | 81.68 | 82.31 | 82.31 | 80.62 | 80.62 | 77.70 | 77.70 | 83.02 | 83.02 |

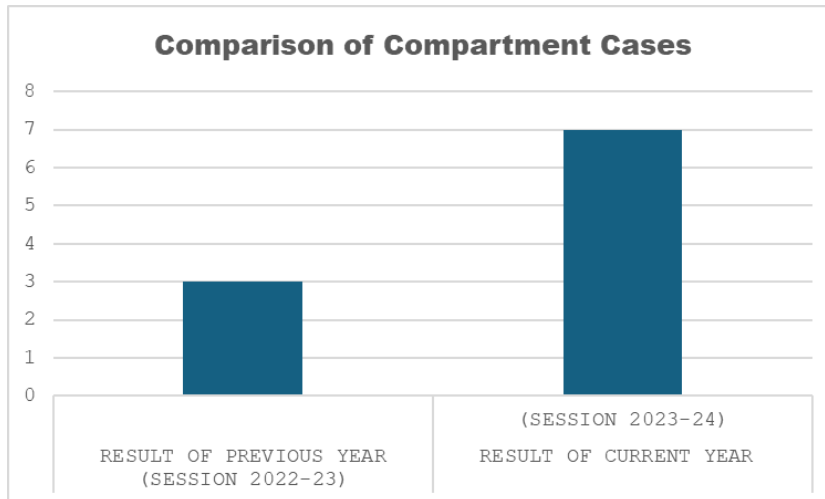


H: OVERALL SUBJECT AVERAGE (Graphical Presentation)

| SUBJECT | TOTAL | AVERAGE | PERCENTAGE | GRADE |
|---------|-------|---------|------------|-------|
| ENGLISH | 100 | 80.28 | 80.28% | A2 |
| HINDI | 100 | 77.48 | 77.48 % | B1 |
| MATHS | 100 | 80.26 | 80.26 % | A2 |
| EVS | 100 | 80.23 | 80.23 % | A2 |

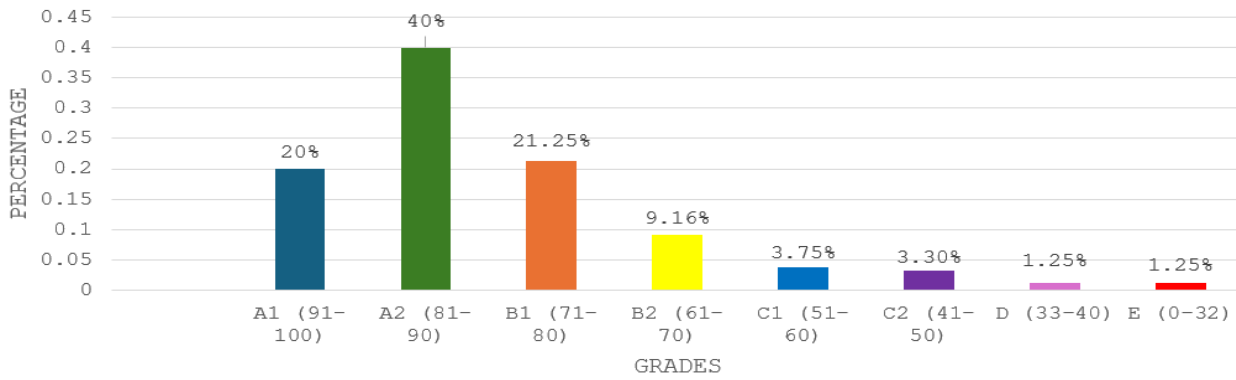
I. COMPARISON OF OVERALL SUBJECT RESULT OF PREVIOUS YEAR AND CURRENT YEAR

| SUBJECT | RESULT OF PREVIOUS YEAR (SESSION 2022-23) | RESULT OF THIS YEAR (SESSION 2023-24) |
|---------|---|---------------------------------------|
| ENGLISH | 85.6 | 80.28% |
| HINDI | 81.84 | 77.48 % |
| MATHS | 81.6 | 80.26 % |
| EVS | 84.06 | 80.23 % |

**J. OVERALL GRADES (CLASS III-SECTION WISE)**

| GRADES | TOTAL (240) | %age | A | B | C | D | E | F |
|-------------|-------------|-------|----|----|----|----|----|----|
| A1 (91-100) | 48 | 20 | 12 | 07 | 03 | 07 | 07 | 12 |
| A2 (81-90) | 96 | 40 | 11 | 16 | 20 | 17 | 16 | 16 |
| B1 (71-80) | 51 | 21.25 | 07 | 09 | 11 | 09 | 07 | 08 |
| B2 (61-70) | 22 | 9.16 | 04 | 07 | 02 | 03 | 04 | 02 |
| C1 (51-60) | 09 | 3.75 | 01 | - | 02 | 03 | 03 | - |
| C2 (41-50) | 08 | 3.3 | 01 | 02 | - | - | 03 | 02 |
| D (33-40) | 03 | 1.25 | 03 | - | - | - | - | - |
| E (0-32) | 03 | 1.25 | 01 | - | - | 01 | 01 | - |

OVERALL GRADES PERCENTAGE



K: CFSI

| S.NO | NAME OF THE STUDENT | CLASS/SEC | GRAND TOTAL (400) | % | GRADE |
|------|---------------------|-----------|----------------------|------|-------|
| 1 | Kaashvi Goswami | III E | 91.2 | 22.8 | E |
| 2 | Yashita Datt | III E | 215.2 | 53.8 | C1 |

L. SHORT OF ATTENDANCE CASES:

ADVIK BANSAL III B

CURRENT TOTAL- 262/380

PERCENTAGE: 68.94%

Medical attendance: 08

ATTENDANCE WITH MEDICAL AND REMEDIAL: 270/380 (71 %)

STUDENT IS FALLING SHORT OF 4% ATTENDANCE.

ANOOP GAUR III A

CURRENT TOTAL- 216/380

PERCENTAGE: 56%

Medical attendance: Nil

STUDENT IS FALLING SHORT OF 19% ATTENDANCE.

GUFRAH MOHAMMAD III A

CURRENT TOTAL- 248/380

PERCENTAGE: 65.2%

Medical attendance: Nil

STUDENT IS FALLING SHORT OF 10% ATTENDANCE.

M. 100% ATTENDANCE CASES

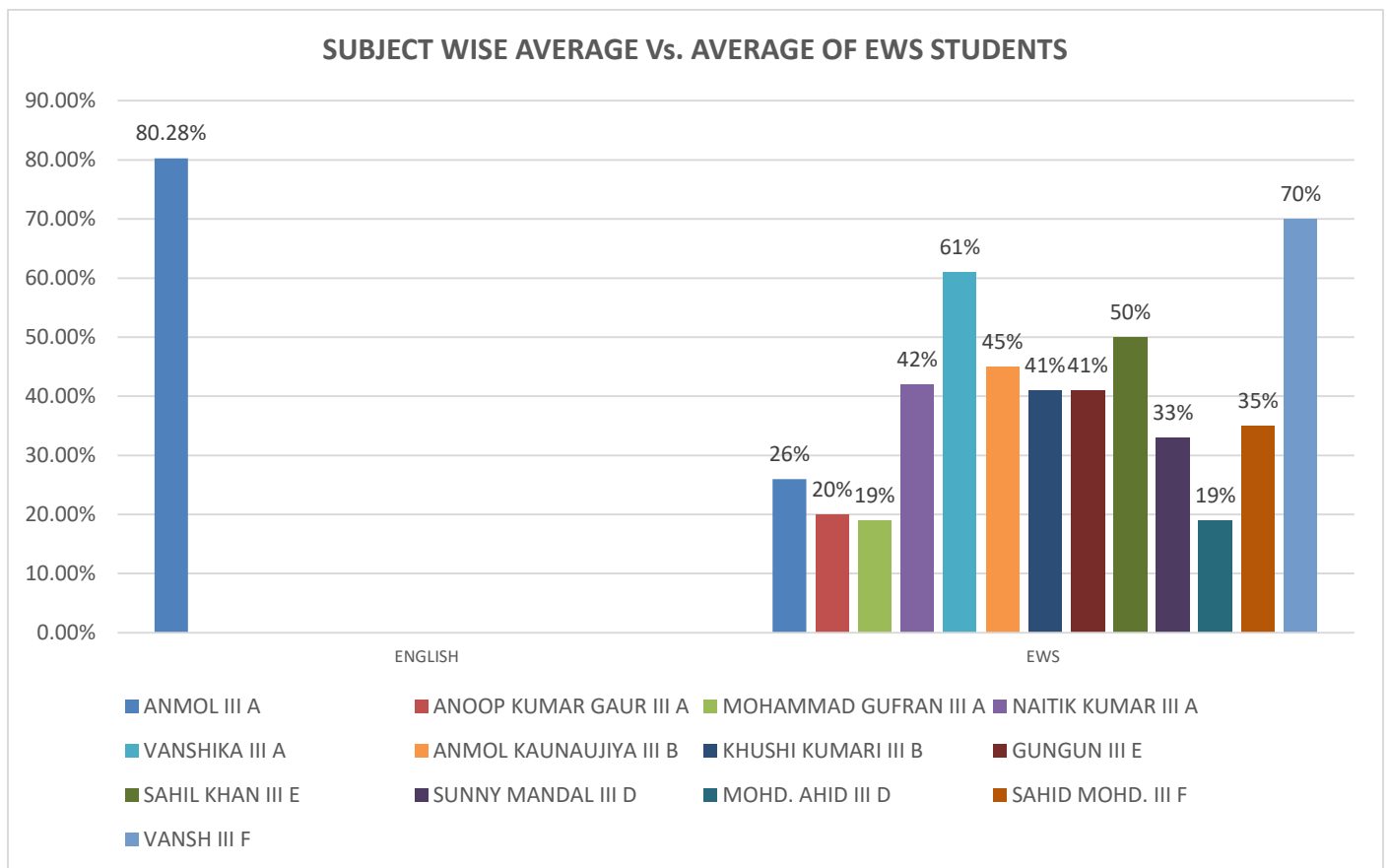
:

ANMOL KAUNAUJIYA (EWS)- III B

N. SUBJECT WISE AVERAGE Vs. AVERAGE OF EWS STUDENTS

a) ENGLISH

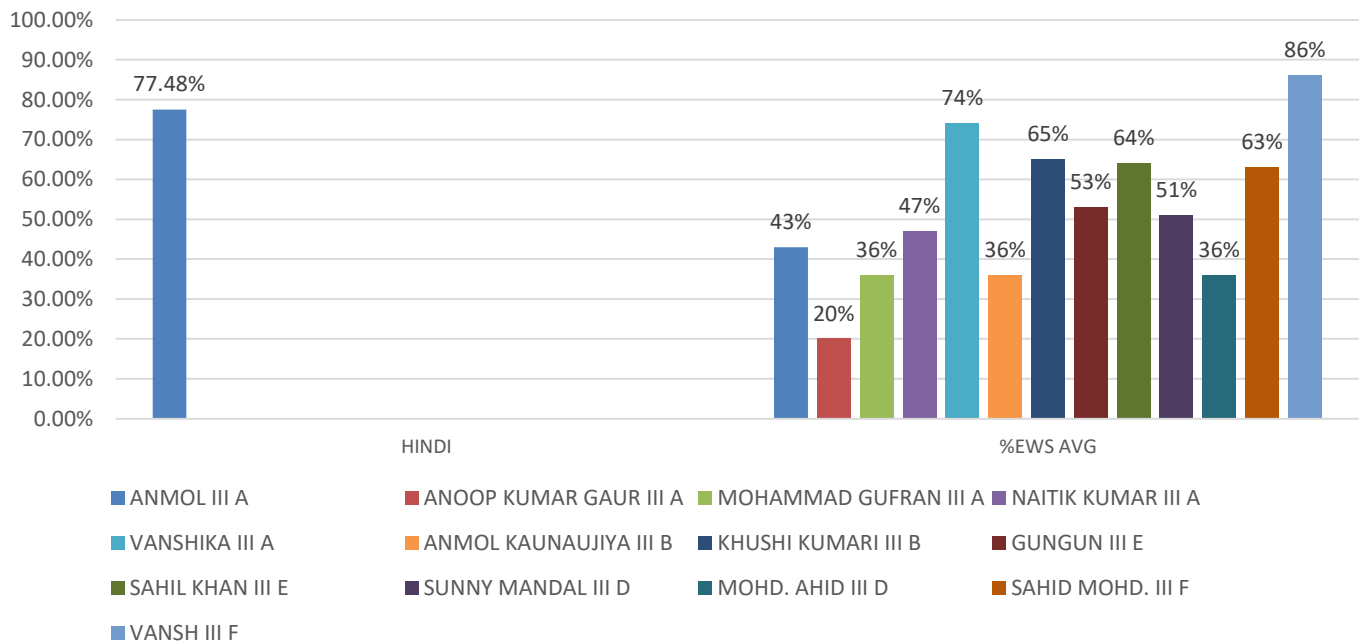
| S.No. | Name | Class | ENGLISH | %EWS AVG |
|-------|------------------|-------|---------------|----------|
| 1 | ANMOL | III A | 80.28% | 26 % |
| 2 | ANOOP KUMAR GAUR | III A | | 20 % |
| 3 | MOHAMMAD GUFRAAN | III A | | 19% |
| 4 | NAITIK KUMAR | III A | | 42 % |
| 5 | VANSHIKA | III A | | 61 % |
| 6 | ANMOL KAUNAUJIYA | III B | | 45 % |
| 7 | KHUSHI KUMARI | III B | | 41 % |
| 8 | GUNGUN | III E | | 41 % |
| 9 | SAHIL KHAN | III E | | 50 % |
| 10 | SUNNY MANDAL | III D | | 33 % |
| 11 | MOHD. AHID | III D | | 19 % |
| 12 | SAHID MOHD. | III F | | 35% |
| 13 | VANSH | III F | | 70% |



b) HINDI

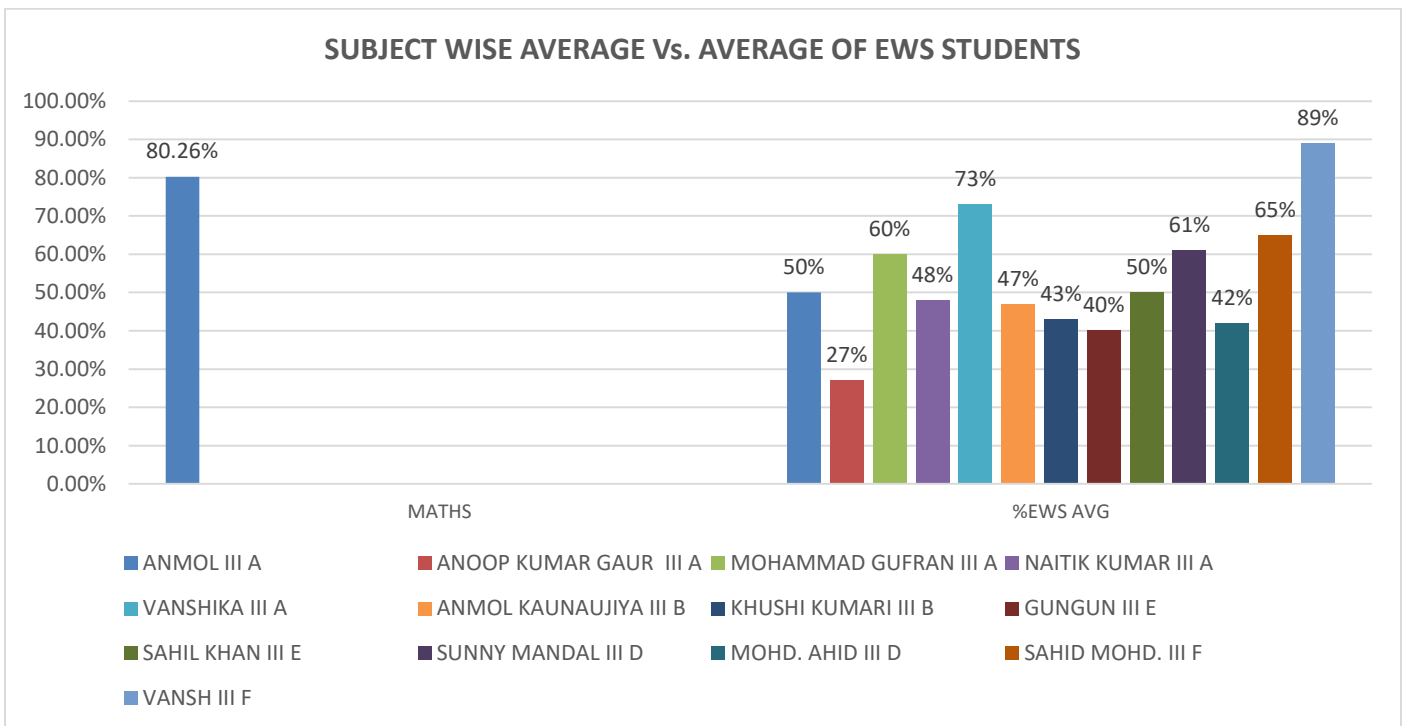
| S.No. | Name | Class | HINDI | %EWS AVG |
|-------|------------------|-------|--------|----------|
| 1 | ANMOL | III A | 77.48% | 43 % |
| 2 | ANOOP KUMAR GAUR | III A | | 20 % |
| 3 | MOHAMMAD GUFRAAN | III A | | 36 % |
| 4 | NAITIK KUMAR | III A | | 47 % |
| 5 | VANSHIKA | III A | | 74 % |
| 6 | ANMOL KAUNAUJIYA | III B | | 36 % |
| 7 | KHUSHI KUMARI | III B | | 65 % |
| 8 | GUNGUN | III E | | 53 % |
| 9 | SAHIL KHAN | III E | | 64 % |
| 10 | SUNNY MANDAL | III D | | 51 % |
| 11 | MOHD. AHID | III D | | 36 % |
| 12 | SAHID MOHD. | III F | | 63% |
| 13 | VANSH | III F | | 86% |

SUBJECT WISE AVERAGE Vs. AVERAGE OF EWS STUDENTS



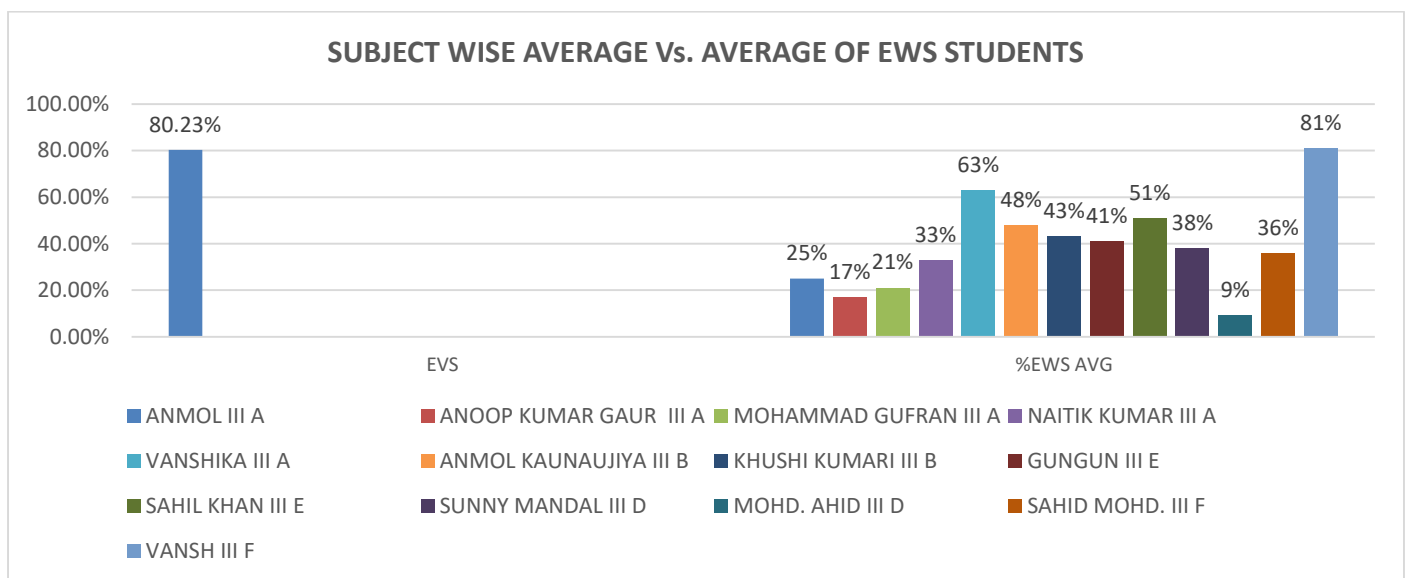
c) MATHS

| S.No. | Name | Class | MATHS | %EWS AVG |
|-------|------------------|-------|---------------|----------|
| 1 | ANMOL | III A | 80.26% | 50 % |
| 2 | ANOOP KUMAR GAUR | III A | | 27 % |
| 3 | MOHAMMAD GUFRAAN | III A | | 60 % |
| 4 | NAITIK KUMAR | III A | | 48 % |
| 5 | VANSHIKA | III A | | 73 % |
| 6 | ANMOL KAUNAUJIYA | III B | | 47 % |
| 7 | KHUSHI KUMARI | III B | | 43 % |
| 8 | GUNGUN | III E | | 40 % |
| 9 | SAHIL KHAN | III E | | 50 % |
| 10 | SUNNY MANDAL | III D | | 61 % |
| 11 | MOHD. AHID | III D | | 42 % |
| 12 | SAHID MOHD. | III F | | 65% |
| 13 | VANSH | III F | | 89% |



d) EVS

| S.No. | Name | Class | EVS | %EWS AVG |
|-------|------------------|-------|---------------|----------|
| 1 | ANMOL | III A | 80.23% | 25 % |
| 2 | ANOOP KUMAR GAUR | III A | | 17 % |
| 3 | MOHAMMAD GUFRAN | III A | | 21 % |
| 4 | NAITIK KUMAR | III A | | 33 % |
| 5 | VANSHIKA | III A | | 63 % |
| 6 | ANMOL KAUNAUJIYA | III B | | 48 % |
| 7 | KHUSHI KUMARI | III B | | 43 % |
| 8 | GUNGUN | III E | | 41 % |
| 9 | SAHIL KHAN | III E | | 51 % |
| 10 | SUNNY MANDAL | III D | | 38 % |
| 11 | MOHD. AHID | III D | | 09 % |
| 12 | SAHID MOHD. | III F | | 36% |
| 13 | VANSH | III F | | 81% |



HM's Remarks:

Principal's Remarks:

Prepared by Class Rep (III-A): Ms. NANDINI GIRDHANI