

SUMMARY OF CLASS –II RESULT AT A GLANCE (2023-24)

A : TOP 5 STUDENTS OF CLASS II

	NAME OF THE STUDENT	CLASS/SEC	GRAND TOTAL (560)	%	GRADE
1	SIDDHAM JAIN	II E	553	98.75	A1
2	DIVYAM MODI	II B	550.5	98.31	A1
3	RAGHAV SACHAN	II A	548.5	97.95	A1
4	TITHI KAPOOR	II A	548.5	97.95	A1
5	SHAURYA GUPTA	II C	548	97.86	A1

B: BOTTOM 5 STUDENTS OF CLASS II

S.NO	NAME OF THE STUDENT	CLASS/SEC	GRAND TOTAL (560)	%	GRADE
1	SADHYA AWANA (EWS)	II C	313.5	55.98	C1
2	AVISH AWANA (EWS)	II C	363.5	64.91	B2
3	ANAV SRIVASTAVA	II C	383.5	68.48	B2
4	PARI BHATI (EWS)	II C	388	69.29	B2
5	TANAYUT (EWS)	II F	391	69.82	B2

C: SUBJECT TOPPERS OF CLASS II

SUBJECT	NAME OF THE STUDENT	CLASS/SEC	MARKS OBTAINED	MAX MARKS
ENGLISH	SHAURYA GUPTA	II C	139.5	140
HINDI	SIDDHAM JAIN	II E	138	140
MATHS	SIDDHAM JAIN	II E	140	140
EVS	SIDDHAM JAIN	II E	138.5	140

D: STUDENTS OBTAINING MARKS BELOW 40%

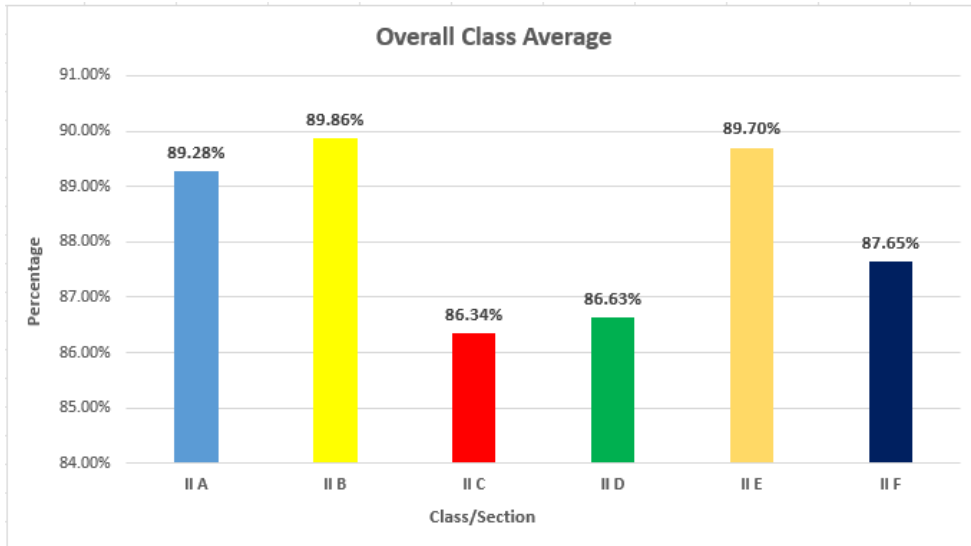
S.NO	NAME OF THE STUDENT	CLASS/SEC	GRAND TOTAL	%	GRADE
NIL					

E: STUDENTS FAILING IN ONE OR MORE SUBJECTS: (Case of Improvement)

S.NO	NAME OF THE STUDENT	CLASS/SEC	Subject	%	GRADE
NIL					

F. OVERALL CLASS AVERAGE

CLASS	TOTAL	AVERAGE	PERCENTAGE	GRADE
II A	560	500.72	89.28 %	A2
II B	560	503.21	89.86%	A2
II C	560	483.50	86.34 %	A2
II D	560	485.12	86.63 %	A2
II E	560	502.30	89.70 %	A2
II F	560	490.83	87.65 %	A2

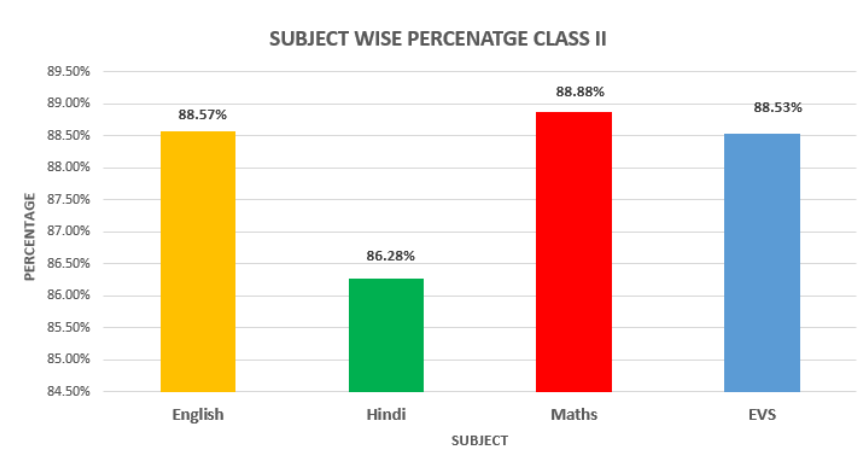


G: OVERALL SUBJECT AVERAGE (CLASS II- SECTION WISE):

SUBJECT	TOTAL	A		B		C		D		E		F	
		Avg	%	Avg	%	Avg	%	Avg	%	Avg	%	Avg	%
ENGLISH	140	125	89	127.05	90.75	122.54	87.52	124.5	88.9	124.63	89.02	122.8	87.7
HINDI	140	121	86	124.04	88.60	117.37	83.83	117.13	83.6	122.98	87.85	122.3	87.3
MATHS	140	126	90	125.41	89.60	123.86	88.47	120.16	85.8	128.56	91.83	122.7	87.6
EVS	140	125	89	126.70	90.50	119.71	85.50	123.36	88.1	126.11	90.08	122.8	87.7

H: OVERALL SUBJECT AVERAGE (Graphical Presentation)

SUBJECT	TOTAL	AVERAGE	PERCENTAGE	GRADE
ENGLISH	140	124	88.57 %	A2
HINDI	140	120.80	86.28 %	A2
MATHS	140	124.44	88.88 %	A2
EVS	140	123.94	88.53 %	A2

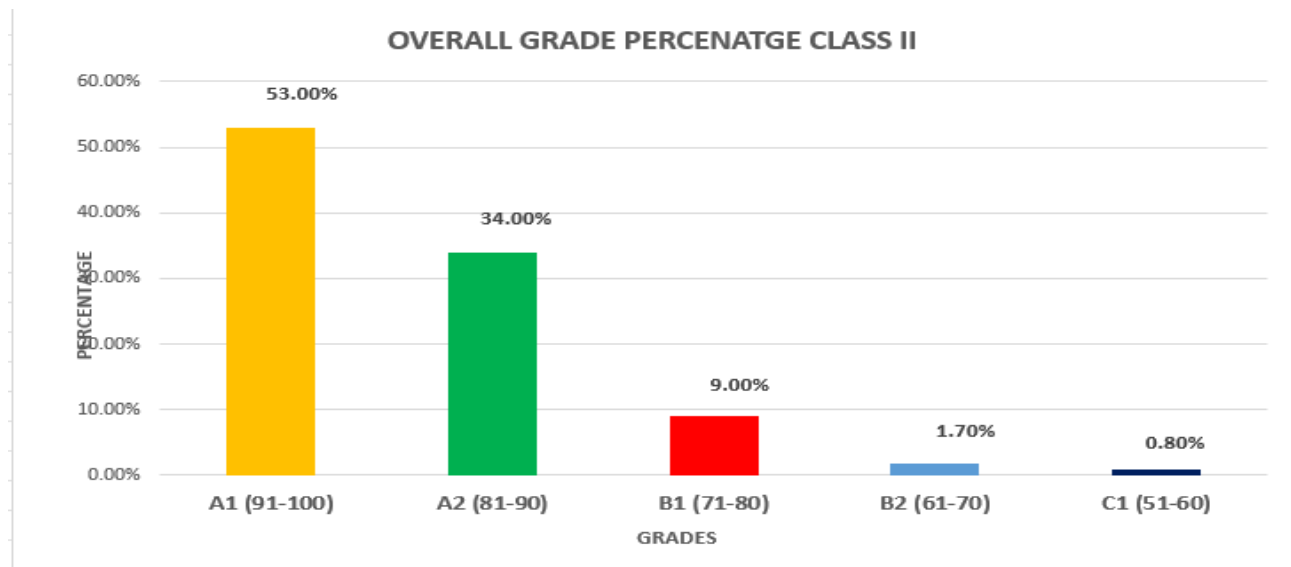


I: COMPARISION OF OVERALL SUBJECT RESULT OF PREVIOUS YEAR AND CURRENT YEAR

SUBJECT	RESULT OF PREVIOUS YEAR (SESSION 2022-23)	RESULT OF THIS YEAR (SESSION 2023-24)
ENGLISH	77.80 %	88.57 %
HINDI	75.52 %	86.28 %
MATHS	80.80 %	88.88 %
EVS	81.90 %	88.53 %

J. OVERALL GRADES (CLASS II-SECTION WISE)

GRADES	TOTAL (224)	%age	A	B	C	D	E	F
A1 (91-100)	120	53%	22	27	22	13	21	15
A2 (81-90)	77	34 %	11	09	08	18	13	18
B1 (71-80)	21	9%	04	01	05	05	04	02
B2 (61-70)	04	1.7%	01	-	02	-	-	01
C1 (51-60)	02	0.8 %	-	-	-	01	-	01
C2 (41-50)	-	-	-	-	-	-	-	-
D (33-40)	-	-	-	-	-	-	-	-
E (0-32)	-	-	-	-	-	-	-	-

**K: CFSI**

S.NO	NAME OF THE STUDENT	CLASS/SEC	GRAND TOTAL (560)	%	GRADE
1	Rijo Thomas	II D	301.5	53.84	C1
2	Ayaana Gupta	II F	283	50.54	C1

L. SHORT OF ATTENDANCE CASES: AVISH AWANA II C

CURRENT TOTAL-246/370

PERCENTAGE: 66.48%

REMEDIAL CLASS Attendance: 6

Medical attendance:7

ATTENDANCE WITH MEDICAL AND REMEDIAL: 259/370 (70 %)

STUDENT IS FALLING SHORT OF 5% ATTENDANCE.

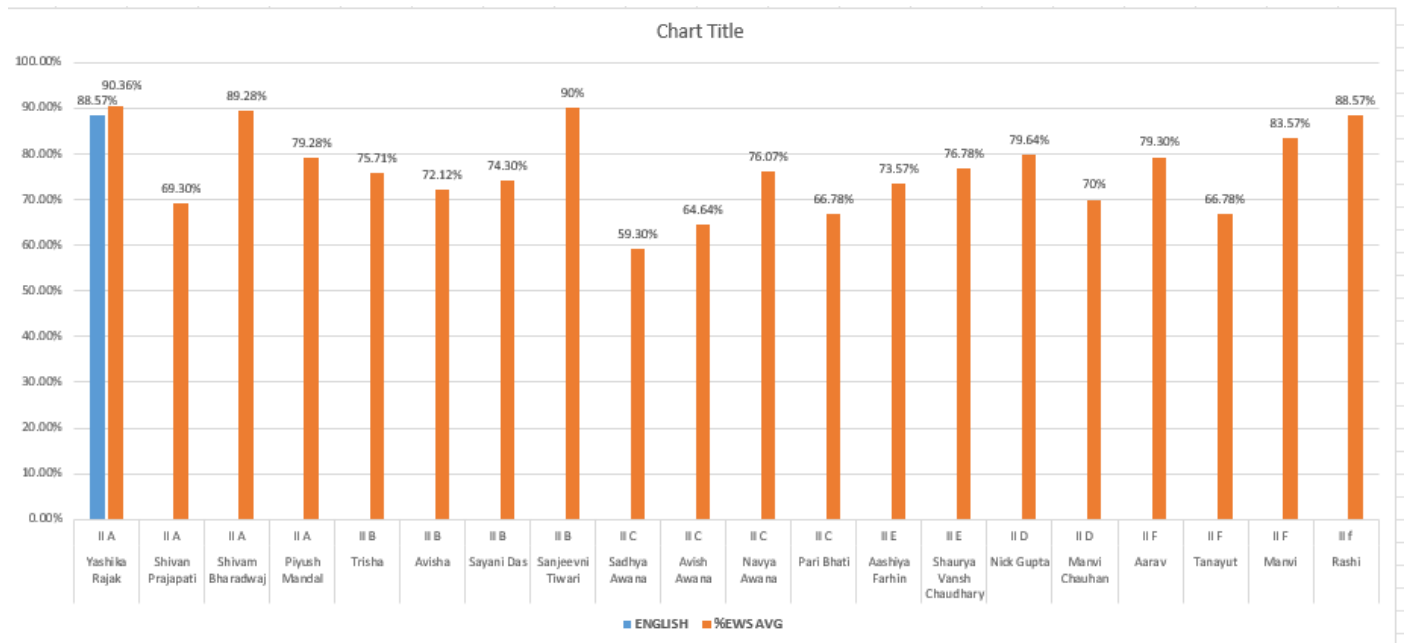
MONTH	ATTENDANCE (ACC TO REGISTER)	AS PER MCB
APRIL	28/34	14/17
MAY	14/16	7/8
JULY	24/42	12/21
AUGUST	30/44	15/22
SEPTEMBER	28/32	14/16
OCTOBER	14/38	14/18
NOVEMBER	30/36	15/18
DECEMBER	20/38	10/19
JANUARY	12/22	6/11
FEBRUARY	36/46	18/23
MARCH	20/22	10/11

M. 100% ATTENDANCE CASES

: NIL

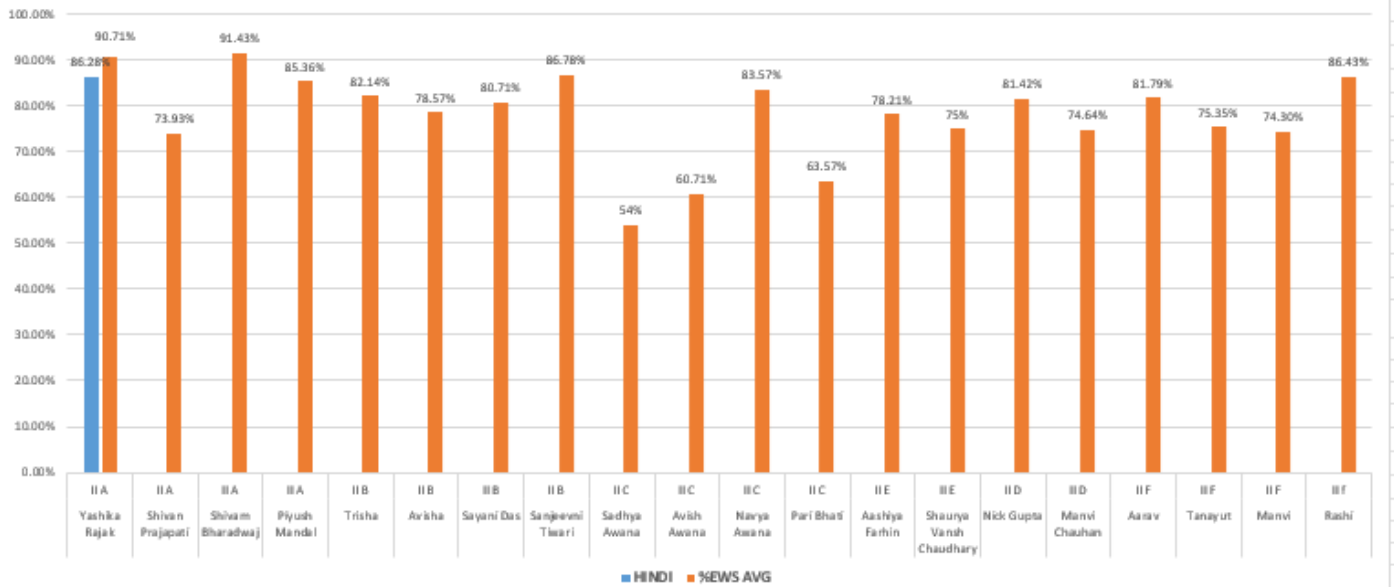
N. SUBJECT WISE AVERAGE Vs. AVERAGE OF EWS STUDENTS

S.No.	Name	Class	ENGLISH	%EWS AVG
1	Yashika Rajak	II A	88.57%	90.36%
2	Shivan Prajapati	II A		69.30%
3	Shivam Bharadwaj	II A		89.28%
4	Piyush Mandal	II A		79.28%
5	Trisha	II B		75.71%
6	Avisha	II B		72.12%
7	Sayani Das	II B		74.30%
8	Sanjeevni Tiwari	II B		90%
9	Sadhya Awana	II C		59.30%
10	Avish Awana	II C		64.64%
11	Navya Awana	II C		76.07%
12	Pari Bhati	II C		66.78%
13	Aashiya Farhin	II E		73.57%
14	Shaurya Vansh Chaudhary	II E		76.78%
15	Nick Gupta	II D		79.64%
16	Manvi Chauhan	II D		70%
17	Aarav	II F		79.30%
18	Tanayut	II F		66.78%
19	Manvi	II F		83.57%
20	Rashi	II f		88.57%



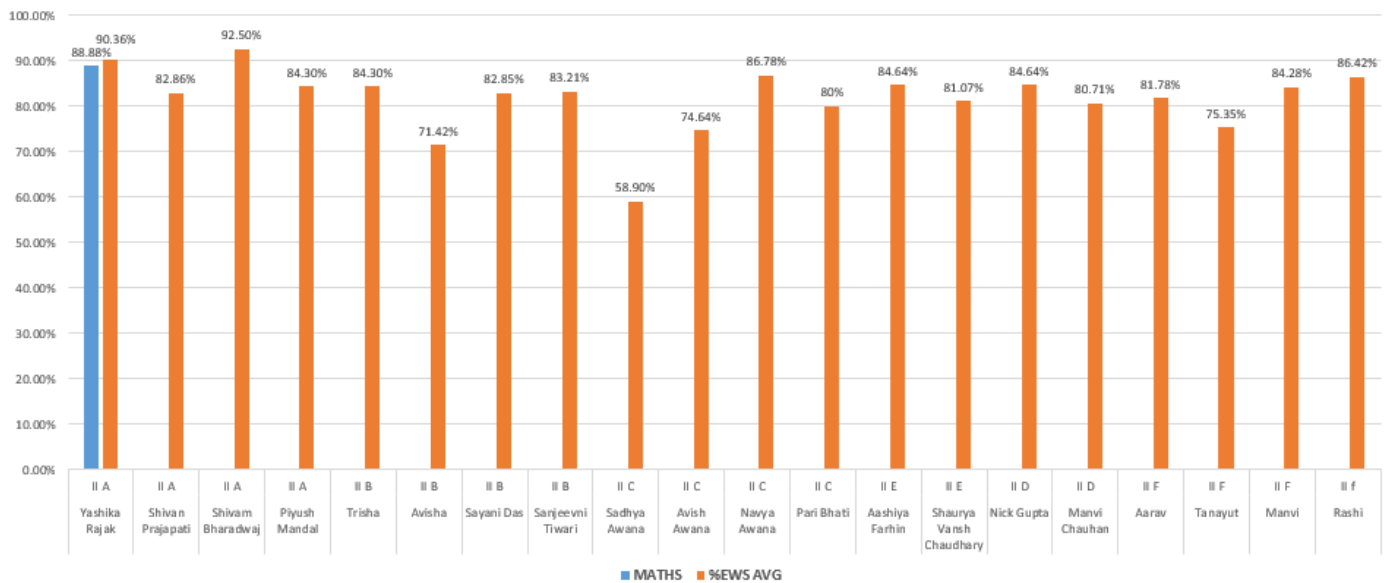
S.No.	Name	Class	HINDI	%EWS AVG
1	Yashika Rajak	II A	86.28%	90.71%
2	Shivan Prajapati	II A		73.93%
3	Shivam Bharadwaj	II A		91.43%
4	Piyush Mandal	II A		85.36%
5	Trisha	II B		82.14%
6	Avisha	II B		78.57%
7	Sayani Das	II B		80.71%
8	Sanjeevni Tiwari	II B		86.78%
9	Sadhya Awana	II C		54%
10	Avish Awana	II C		60.71%
11	Navya Awana	II C		83.57%
12	Pari Bhati	II C		63.57%
13	Aashiya Farhin	II E		78.21%
14	Shaurya Vansh Chaudhary	II E		75%
15	Nick Gupta	II D		81.42%
16	Manvi Chauhan	II D		74.64%
17	Aarav	II F		81.79%
18	Tanayut	II F		75.35%
19	Manvi	II F		74.30%
20	Rashi	II f		86.43%

SUBJECT WISE EWS STUDENTS'S PERCENTAGE

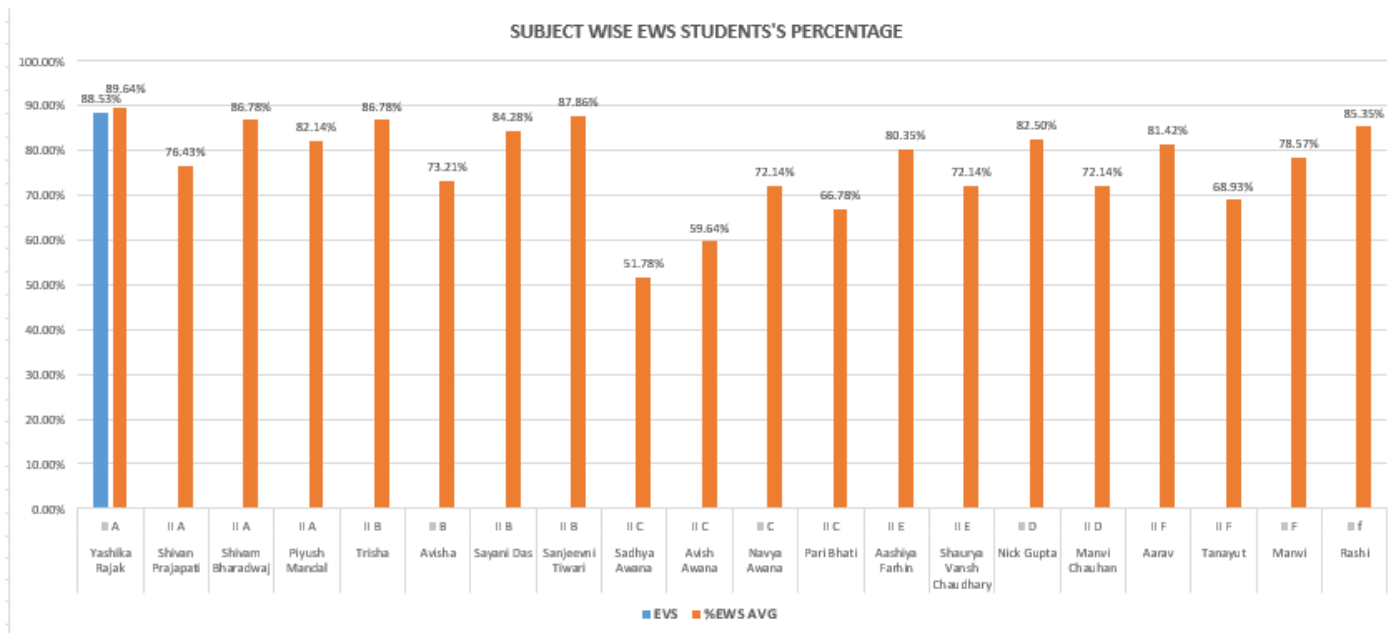


S.No.	Name	Class	MATHS	%EWS AVG
1	Yashika Rajak	II A	88.88%	90.36%
2	Shivan Prajapati	II A		82.86%
3	Shivam Bharadwaj	II A		92.50%
4	Piyush Mandal	II A		84.30%
5	Trisha	II B		84.30%
6	Avisha	II B		71.42%
7	Sayani Das	II B		82.85%
8	Sanjeevni Tiwari	II B		83.21%
9	Sadhya Awana	II C		58.90%
10	Avish Awana	II C		74.64%
11	Navya Awana	II C		86.78%
12	Pari Bhati	II C		80%
13	Aashiya Farhin	II E		84.64%
14	Shaurya Vansh Chaudhary	II E		81.07%
15	Nick Gupta	II D		84.64%
16	Manvi Chauhan	II D		80.71%
17	Aarav	II F		81.78%
18	Tanayut	II F		75.35%
19	Manvi	II F		84.28%
20	Rashi	II f		86.42%

SUBJECT WISE EWS STUDENTS'S PERCENTAGE



S.No.	Name	Class	EVS	%EWS AVG
1	Yashika Rajak	II A	88.53%	89.64%
2	Shivan Prajapati	II A		76.43%
3	Shivam Bharadwaj	II A		86.78%
4	Piyush Mandal	II A		82.14%
5	Trisha	II B		86.78%
6	Avisha	II B		73.21%
7	Sayani Das	II B		84.28%
8	Sanjeevni Tiwari	II B		87.86%
9	Sadhya Awana	II C		51.78%
10	Avish Awana	II C		59.64%
11	Navya Awana	II C		72.14%
12	Pari Bhati	II C		66.78%
13	Aashiya Farhin	II E		80.35%
14	Shaurya Vansh Chaudhary	II E		72.14%
15	Nick Gupta	II D		82.50%
16	Manvi Chauhan	II D		72.14%
17	Aarav	II F		81.42%
18	Tanayut	II F		68.93%
19	Manvi	II F		78.57%
20	Rashi	II f		85.35%



HM's Remarks:

Principal's Remarks:

Prepared by Class Rep (II-A): Ms. Dhanya Patil