



**Bal Bharati**  
**PUBLIC SCHOOL**  
Sector-21, Noida, G.B. Nagar

**WINTER HOLIDAY FUN ACTIVITIES**

**SESSION: 2023 - 2024**

**CLASSES:  
PRE SCHOOL  
&  
PRE PRIMARY**



# January



SUNDAY	MONDAY	TUESDAY	WEDNESDAY	THURSDAY	FRIDAY	SATURDAY
						30 Enjoy the first day of Winter Break. Soak in the sun for the much needed Vitamin D.
31 Celebrate New Year's Eve with your friends & family.	1 NATURE WALK Go for a nature walk. Observe & learn the names of different winter plants.	2 GRANDMA TALES Refer to Slide : <a href="#">Slide 5</a>	3 MOVIE TIME Watch your favorite movie with your family and enjoy.	4 NEW YEAR CARD MAKING Refer to Slide : <a href="#">Slide 7</a>	5 HEALTHY SNACK DAY Create a healthy snack using winter fruits & vegetables along with your parents.	6 FROSTY FRAME Refer to Slide : <a href="#">Slide 3</a>
7 FAMILY GAME TIME Let's play a word Antakshari with family using things we use in winters.	8 Create a Mini Pictionary. Page 1 - Paste 5 Winter Fruits.	9 Page 2 Paste 5 Winter Vegetables.	10 Page 3 Paste 5 Winter Clothes.	11 Page 4 Paste things we use in Winter Season.	12 DREAMING IN FROST Refer to Slide : <a href="#">Slide 4</a>	13 LOHRI FUN Enjoy the festival of Lohri with your family and friends.
14 DRESS UP DAY Refer to Slide : <a href="#">Slide 6</a>	15 WELCOME BACK TO SCHOOL	<p>Please note:</p> <ul style="list-style-type: none"> <li>Pictionary can be created using pastel sheets that can be put together using stapler pins, ribbon or a string.</li> <li>A Set of worksheets have been creatively designed to recapitulate the concepts covered in Languages and Maths. The same are to be completed by the students and submitted on 18 Jan 2024.</li> </ul>				

# FROSTY FRAME

BUNDLE UP IN STYLE. TASTE WINTER FOR A WHILE!



ACTIVITY TIME

TRIVIA TIME

APPLE IS 25% AIR,  
THAT IS WHY IT  
FLOATS ON WATER

**Gather Supplies:** Collect magazines, child friendly scissors, glue, and an A3 sheet of paper.

**Look for Winter-Themed Images:** Look for images related to winter such as winter fruits, vegetables, winter eatables, accessories, clothes, food, winter snow-covered landscapes, winter sports.


**Cut Out the Images:** Carefully cut out the selected images from the magazines/newspapers using a child friendly scissors. Use scissors under adult supervision.

**Arrange and Glue:** Arrange the cutouts on the paper, creating a winter-themed composition. Once satisfied, glue the pieces in place.

**Add Details:** Enhance the collage with additional elements like cotton balls for snow flakes and glittery border.

**Personalize:** Add your own touch by writing a caption for the creative work. (Applicable only for PP).

**Display:** Once the glue dries, keep it safely and bring it to school after the vacation. The winter collages will be displayed in the respective classrooms.



# Dreaming In Frost




## What is Hibernation?

Hibernation is like a long nap that some animals take during winter when it's very cold. It's like their way of resting and saving energy.

Examples:  
Bears, Groundhogs,  
Hedgehogs, Bats,  
Chipmunks, Snakes,  
Turtles etc.


**Exploration Time:**  
Create a hibernating animal using cut outs of basic shapes. Also create a background habitat for the animal (an image attached for reference)





# GRANDMA TALES..

Grandparents hold a treasure of stories. There is a certain magic in the way grandparents transport us to the landscapes of their tales. In these stories, kids get to know about compassion, values, ethics, simple joys of life and very important- life skills.



So come on...  
let's dive into this world of  
stories, select your  
favourite one and narrate  
it in the class after the  
vacation.

**Activity:** After the holidays, the children will be encouraged to narrate their favourite story in front of the class.

# WINTER CLOTHING: DRESS UP DAY

Dolls have been a favourite toy among children for generations. The oldest doll originated in ancient Greece. The first Asian doll was made by Japanese known as the super dollfie. Dolls are perfect for role play, as they offer children the opportunity to imagine themselves as caregivers, parents, doctors, teachers and develop imagination, empathy, cognition and creativity. Winter season allows children to be involved in indoor doll's play and make their own stories. So let's enhance the creative skills of our children and help him/her to drape a doll in cozy winter clothes. Children will be required to bring their dolls/toys to school and display them in their respective classrooms.



# SEASONS GREETINGS

The child will be able to :

- foster creativity, imagination, and artistic exploration through colors, shapes, and textures.
- develop cultural awareness.
- express emotions through card design.

*"Greeting cards are reminders that someone, somewhere, is thinking of you and wishing you well."*

Unleash your creativity and create a unique 'New Year Greeting Card' using any technique e.g. origami, earbud printing, tearing & pasting, spray printing, drawing & colouring that sparks your imagination. This personalized creation will be exchanged with your friends when school reopens. Let your artistic instincts guide you in expressing the joy and excitement of the New Year through your chosen technique. Have fun and make your card a delightful surprise for your friends!





**Bal Bharati**  
PUBLIC SCHOOL  
Sector-21, Noida, G.B. Nagar

**WISHING YOU ALL A VERY HAPPY NEW YEAR 2024**

**HOPE YOU ENJOY AND HAVE FUN DURING YOUR WINTER  
BREAK. WE SHALL BE LOOKING FORWARD TO WELCOME YOU  
ALL ON 15<sup>TH</sup> JANUARY 2024 (MONDAY)**

**Homework to be submitted as per the schedule shared  
by the respective class teachers in the class groups.**