




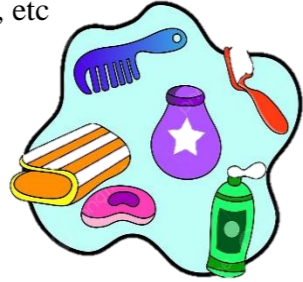
















## DEPARTMENT: PRE PRIMARY

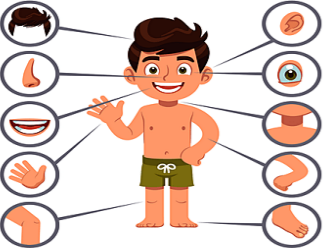






Month - April and May

Theme - All about me/Summer season

**CLASS: PRE SCHOOL**

**SESSION: 2023-2024**

Language and Literacy (English and Hindi)		Math and Blocks	Creative Expression	Science and Exploration / Astronomy	Values, Morals and Ethics (With due importance on Indian culture and rootedness)
Language (English & Hindi)	Literacy (English & Hindi)				
<ul style="list-style-type: none"> <li>Circle Time</li> <li>News of The Day</li> <li>Pass the Ball- Pass the ball to each child and let each child speak his name.</li> <li>Sing Along:</li> <li>God's Love</li> <li>ChubbyCheeks</li> <li>Brush Your Teeth</li> <li>Rabbits Rabbits 1, 2, 3</li> <li>Jack and Jill</li> </ul>  <ul style="list-style-type: none"> <li>Story: The Little Red Hen</li> </ul>  <p><b>गीतांजली</b> - आहा टमाटर, गर्मी में, मेरे प्रभु, ही भगवान, छुट्टी, नानी से सुनी कहानी  <b>कहानी</b> - शेर और चूहा</p>  <ul style="list-style-type: none"> <li>Name Game -Each child will tell his /her name and a word with the letter of his name.</li> </ul>	<p><b>Reading Readiness Activities</b>          Vocabulary — name, year (age), boy, girl, teacher, class, father, mother, names of the body parts, clean, soap, towel, comb, brush, oil, toothpaste, clothes, etc</p>  <p><b>शब्दावली</b> - गर्मी, गरम, हवा, पसीना, छाया, रस, शरबत, पंखा, आदि। इन शब्दों को नियमित रूप से सक्रिय शब्दकोश में प्रयोग करिए।</p>  <p><b>Writing Readiness Activities</b></p> <ul style="list-style-type: none"> <li>Spooning</li> <li>Threading</li> <li>Scribbling on different surfaces</li> <li>Colouring activities</li> <li>Paper tearing and pasting, sand tracing, clay modelling, Lacing and pegging, printing (finger, vegetable, etc).</li> </ul> 	<p><b>Development of Simple Early Mathematical Skills:</b></p> <ul style="list-style-type: none"> <li>Sorting Activities</li> <li>Pairing activities</li> </ul> <p>Comparing with concrete objects and pictures.</p>  <p>Pre number concept  <b>Big / Small, More/ Less</b></p>  <ul style="list-style-type: none"> <li>Shape — Circle. Showing concrete objects in the environment.</li> </ul>  <ul style="list-style-type: none"> <li>Knowledge of patterns: Standing line</li> </ul> 	<ul style="list-style-type: none"> <li><b>Fine Motor-</b></li> <li><b>Colours-</b> Red, Yellow</li> <li>Colouring in Sun, Lollipop, Mango, Ball</li> <li><b>My Activity Book-</b> Yummy Tomato (Pg 1), Mango Mania (Pg 2), I love Ice- Cream (Pg 5)</li> <li>Art and Craft activities on summer fruits and vegetables.</li> </ul>  <ul style="list-style-type: none"> <li><b>Gross Motor-</b></li> <li>Animal walk, Body Movements</li> <li>Doll's play (to bring concept of body parts) and dancing freely on music to recognize his/her body parts (shake-shake-shake your leg)</li> </ul>  <ul style="list-style-type: none"> <li><b>BSA: "Passing the Parcel"</b> - 12.04.23</li> </ul> 	<ul style="list-style-type: none"> <li>Nature Walk</li> </ul>  <ul style="list-style-type: none"> <li>BSA: "Safe Circle" (Good Touch) 10.05.23</li> </ul>  <ul style="list-style-type: none"> <li><b>Astronomy:</b>            "Lets know the moon facts"- 03.05.23</li> </ul> 	<p><b>Taking turns and sharing, Use of three magic words</b></p>  <p><b>SOMETIMES IT IS MY TURN TO GO FIRST AND SOMETIMES IT IS NOT.</b></p>   <ul style="list-style-type: none"> <li>Shloka Chanting</li> </ul> 

<ul style="list-style-type: none"> <li>• Auditory Discrimination - Sounds of different objects like bangles, coins, animals, birds</li> <li>• Telephone Game (Pretend Play)</li> </ul> <p>Free Conversations on the topics- Myself, Body Parts and keeping myself clean.</p>  <ul style="list-style-type: none"> <li>• Language Activity –</li> </ul> <p>“All about Me” -24th April’23  “Name Game” -8th May’23</p>	<ul style="list-style-type: none"> <li>• Montessori Apparatus- Sand Paper Letters.</li> </ul> 	<ul style="list-style-type: none"> <li>• Oral Counting, 1 to 5</li> </ul>  <ul style="list-style-type: none"> <li>• Montessori Apparatus- Pink Tower</li> </ul> 	<p><b>BSA: “Eid Badge Making Activity”</b> 19.04.23</p>  <p><b>Outdoor Activity:</b></p> <ul style="list-style-type: none"> <li>• “Let’s Shake” (Aerobics) 28<sup>th</sup> April’23</li> <li>• “Animal movements”- 9<sup>th</sup> May’23</li> </ul> 		<ul style="list-style-type: none"> <li>• Story Narration and Enactment (Toy Based Pedagogy)</li> </ul> 
--	---	---	--	--	--

## LEARNING OUTCOMES

<p><b>The child will be able to:</b></p> <ul style="list-style-type: none"> <li>➤ improve his/her speech.</li> <li>➤ learn intonation and correct pronunciation.</li> <li>➤ build his/ her vocabulary.</li> <li>➤ develop auditory skills such as discriminating between sounds.</li> </ul>	<p><b>The child will be able to:</b></p> <p><u>English</u></p> <ul style="list-style-type: none"> <li>➤ enhance active vocabulary related to summer season.</li> <li>➤ acquire phonetic awareness.</li> </ul> <p><u>Hindi</u></p> <ul style="list-style-type: none"> <li>➤ बच्चे भाषा के प्रति रुचि जागृत करेंगे।</li> <li>➤ बच्चे कौशल के अनुप्रयोग और एकीकरण पर ध्यान केंद्रित करना खेंगे।</li> </ul>	<p><b>The child will be able to:</b></p> <ul style="list-style-type: none"> <li>➤ develop a connection between daily life contexts and mathematical thinking.</li> <li>➤ develop an understanding of repeating patterns by identifying, extending and creating.</li> </ul>	<p><b>The child will be able to:</b></p> <ul style="list-style-type: none"> <li>➤ develop gross and fine motor skills.</li> <li>➤ communicate thoughts, experience or ideas.</li> <li>➤ develop imagination and creativity.</li> </ul>	<p><b>The child will be able to:</b></p> <ul style="list-style-type: none"> <li>➤ know about the world around them.</li> <li>➤ strengthen conceptual understanding.</li> <li>➤ inculcate the values of scientific thinking.</li> <li>➤ appreciate scientific development</li> </ul>	<p><b>The child will be able to:</b></p> <ul style="list-style-type: none"> <li>➤ develop empathy, compassion and love towards others.</li> <li>➤ imbibe good moral values.</li> <li>➤ boosts self-confidence.</li> <li>➤ change their perception towards the living beings around.</li> </ul>
---	---	--	--	---	--

- ❖ **Adaptation Week:** 03.04.2023 to 06.04.2023.
- ❖ **Special day Celebration:** Earth Day and School Foundation Day
- ❖ **Toy Based Pedagogy:** Stick Puppets, Soft Toys, Damroo, Number Games, Phirni the Pinwheel, Animal Mask.
- ❖ **Interactive PTM:** 06.05.23

## DEPARTMENT: PRE PRIMARY

Month - July

Theme - The Growing Me

SESSION: 2023-2024

**CLASS: PRE SCHOOL**

Language and Literacy (English and Hindi)		Math and Blocks	Creative Expression	Science and Exploration	Values, Morals and Ethics (With due importance on Indian culture and rootedness)
Language (English & Hindi)	Literacy (English & Hindi)				
<ul style="list-style-type: none"> <li>• Circle Time</li> <li>• News of The Day</li> <li>• Sing Along:</li> <li>• I Hear Thunder</li> <li>• Teddy Bear</li> <li>• A Rainy Day</li> </ul>  <ul style="list-style-type: none"> <li>• Story: <b>The Hare and the Tortoise</b></li> </ul>  <p><b>गीतांजली</b> - किसने बनाया फूलों को, छाता, अच्छे बच्चे, आओ भाई आओ, गुड़िया का झूला</p> <p><b>कहानी</b> - प्यासा कौआ</p>  <p>Children to express what they like/dislike to eat</p> <ul style="list-style-type: none"> <li>• I feel happy when.</li> <li>• I feel sad when.</li> <li>• I love to eat.</li> </ul>	<p>Reading Readiness Activities</p> <ul style="list-style-type: none"> <li>• Vocabulary- hobby, like, dislike, good, bad, game, please, excuse (me), sorry, thank you, my, mine, me, myself, etc.</li> </ul>  <ul style="list-style-type: none"> <li>• Letter and sound recognition LI, Tt, li.</li> </ul>  <ul style="list-style-type: none"> <li>• Alphabet Stories and rhymes to introduce the letters</li> <li>• Related vocabulary with each consonant- leg, ten, inkpot, etc.</li> <li>• Letter games</li> </ul>  <ul style="list-style-type: none"> <li>• Related worksheets</li> </ul>	<p><b>Development of Simple Early Mathematical Skills:</b></p> <ul style="list-style-type: none"> <li>• Sorting Activities</li> <li>• Pairing activities</li> <li>• Pre-Number Concept</li> </ul> <p><b>Tall / Short</b> → </p> <p>Shape — Square.</p>  <ul style="list-style-type: none"> <li>• Knowledge of pattern clockwise and anticlockwise.</li> <li>• Recognition of numbers</li> <li>• Correlation of numbers with objects 1, 2 &amp; 3</li> <li>• Oral Counting — I to 5.</li> </ul>  <ul style="list-style-type: none"> <li>• Montessori Apparatus-</li> <li>• Pink Tower</li> <li>• Cylinder blocks</li> <li>➤ Sand Paper Number</li> </ul> 	<p><b>Fine Motor-</b></p> <ul style="list-style-type: none"> <li>• Introduction of colour - Blue</li> <li>• Tearing and Pasting in Cloud and Water Droplets</li> <li>• Vegetable printing</li> <li>• My Activity Book</li> <li>• Fly Away (Pg 3), Leaf Impression (Pg 9)</li> </ul>    <p><b>Gross Motor-</b></p> <ul style="list-style-type: none"> <li>• Fun with lines-Jump, walk, hop, skip and jump on floorsketch of letters</li> </ul>  <p><b>Creative Expression-</b></p> <ul style="list-style-type: none"> <li>• Collective collage making</li> <li>• Practical life: Velcro frame</li> </ul> <p><b>Montessori Apparatus-</b></p> <p>Colour Tablets-I</p> 	<ul style="list-style-type: none"> <li>• Nature Walk</li> </ul>  <ul style="list-style-type: none"> <li>• Observation of Leaf Veins using Magnifying glass.</li> </ul>  <ul style="list-style-type: none"> <li>• Growth of Small Plant using Magnifying glass.</li> </ul>  <ul style="list-style-type: none"> <li>• Water Experiment – “Lets observe the falling of droplets”</li> </ul> 	<p><b>Politeness, Punctuality &amp; Truthfulness</b></p>    <ul style="list-style-type: none"> <li>• Shloka Chanting</li> </ul> 

- Show and Tell
- Dramatics (Role Play) Vegetable Market



- **Language Activity** – “I love to (Show and Tell)” on 10<sup>th</sup> July 2023




**शब्दावली** - भोजन , दूध , साफ , सफाई, दवाई , सावधानी, गन्दा, मच्छर, मक्खी, रुमाल

**Writing Readiness Activities**

Origami, Building Blocks, Clay, Grasping, Picking up small objects specifically with pincer grip & tripod grip.

- Tong activities.
  - Lemon squeezing, squeezing with a medicine dropper.
  - Pattern writing
  - Tracing Straight & Slanting lines
  - Tracing in air, sand and on paper.
  - Stirring and mixing.
- Montessori Apparatus- Sand Paper Letters.



- **Puzzle Activity:** “Put me Together” on 12<sup>th</sup> July 2023.




Let's Innovate and Create- Integrating Toybased Pedagogy  
2-piece puzzle (Parts of the body)  
Children to make 2-piece puzzle with the help of cardboard depicting the parts of the body and solve it.



- **Outdoor Activity:** “Dance on the Shape” on 18<sup>th</sup> July 2023



- **Scientific Temperament:** “Tingling Taste Buds” on 5<sup>th</sup> July 2023.



- Story Narration and Enactment (Toy Based Pedagogy)



**LEARNING OUTCOMES**

**The child will be able to:**

- improve his/her speech.
- learn intonation and correct pronunciation.
- build his/ her vocabulary.
- develop auditory skills such as discriminating between sounds.

**The child will be able to:**

English

- enhance active vocabulary related to summer season.
- acquire phonetic awareness.

Hindi

- बच्चे भाषा के प्रति रुचि जागृत करेंगे।
- बच्चे कौशल के अनुप्रयोग और एकीकरण पर ध्यान केंद्रित करना खेंगे।

**The child will be able to:**

- develop an understanding of simple early mathematical skills.
- develop an understanding of repeating patterns by identifying, extending and creating.

**The child will be able to:**

- develop gross and fine motor skills and enhance creativity.
- articulate their feelings and thoughts.
- make 2-piece puzzle and know about body parts

**The child will be able to:**

- know about the world around them.
- strengthen conceptual understanding.
- inculcate the values of scientific thinking.
- appreciate scientific development

**The child will be able to:**

- develop empathy, compassion and love towards others.
- imbibe good moral values.
- boosts self-confidence.

❖ **Project Based Learning:** “WALK INTO THE WOODS” from 24.07.2023 to 28.07.2023.

❖ **Toy Based Pedagogy:** Stick Puppets, Soft Toys, Dug-Dugi, Number Games, Phirni the Pinwheel.









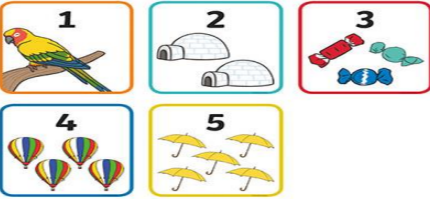

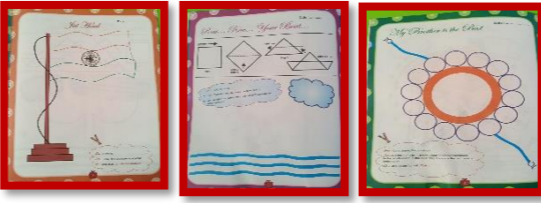





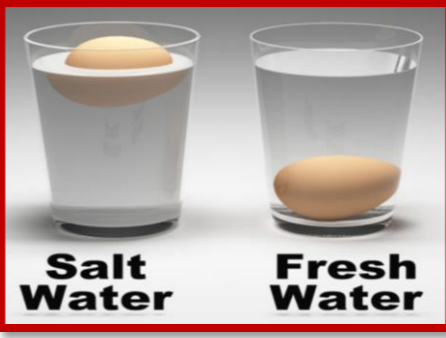



# DEPARTMENT: PRE PRIMARY








Month - August

Theme – Rainy Season

SESSION: 2023-2024

**CLASS: PRE SCHOOL**

Language and Literacy (English and Hindi)		Math and Blocks	Creative Expression	Science and Exploration	Values, Morals and Ethics (With due importance on Indian culture and rootedness)
Language (English & Hindi)	Literacy (English & Hindi)				
<ul style="list-style-type: none"> <li>• Circle Time</li> <li>• News of The Day</li> <li>• <b>Sight words-</b> I, My, Me</li> <li>• <b>Rhymes-</b> Two Little Dicky Birds, I love my Umbrella, A Rainy Day</li> </ul>  <ul style="list-style-type: none"> <li>• <b>Story:</b> The Hare and the Tortoise</li> </ul>  <p><b>गीतांजली –</b> छाता, नन्हे सैनिक, अपना घर</p> <p><b>कहानी -</b> प्यासा कौआ</p>  <p><b>चित्र वार्तालाप</b></p>  <ul style="list-style-type: none"> <li>• Children will be asked to bring umbrella or raincoat and they will be encouraged to speak about their belongings in English.</li> <li>• Auditory Visual Association</li> </ul>	<p>Reading Readiness Activities</p> <ul style="list-style-type: none"> <li>• Vocabulary: umbrella, rain, raincoat, raindrops, clouds, water, save, dirty, tea, dry, wet, muddy etc.</li> </ul>  <ul style="list-style-type: none"> <li>• Letter and sound recognition Ff, Dd, Aa</li> </ul>  <ul style="list-style-type: none"> <li>• Alphabet Stories and rhymes to introduce the letters</li> <li>• Related vocabulary with each consonant- fish, frog, drum, drain, Delhi, apple, axe etc.</li> <li>• Letter games</li> </ul>  <p><b>शब्दावली -</b> बारिश, कीचड़, छाता, बादल, गीला, नाव, बिजली चमकना, मेंढक, मछली आदि</p>	<p><b>Development of Simple Early Mathematical Skills:</b></p> <ul style="list-style-type: none"> <li>• Pre number Concept Revision of Big and Small, More and Less, Tall and Short with Objects, Pictures.</li> <li>• Shapes — Revision of Circle &amp; Square.</li> </ul>  <ul style="list-style-type: none"> <li>• <b>Recognition of numbers</b> — 4 &amp; 5</li> <li>• Correlation of numbers with objects 1 to 5.</li> <li>• Oral Counting 1 to 10.</li> <li>• Pattern Writing Slanting lines.</li> </ul>  <ul style="list-style-type: none"> <li>• Montessori Apparatus</li> </ul> <p>✓ <b>Pink tower</b></p> 	<p><b>Fine Motor-</b></p> <ul style="list-style-type: none"> <li>• Art and craft activities on rainy season- (Boat, and Umbrella)</li> <li>• My Activity book- My Brother is the Best (Pg 6), Jai Hind (Pg 7), Row, Row Your Boat (Pg 8)</li> </ul>  <p><b>Gross Motor-</b></p> <ul style="list-style-type: none"> <li>• Puddle jumping (teacher will make artificial puddle area).</li> <li>• Hop, skip and jump on floor sketch of letters (Teacher will make sketch on the floor).</li> </ul>  <p><b>Creative Expression-</b></p> <ul style="list-style-type: none"> <li>• Dressed in rain gear</li> <li>• Kids fashion show</li> <li>• Save water</li> </ul>  <p><b>BSA-</b> “Cute Tuskers”- Creating a Sock Elephant on 9<sup>th</sup> August’23</p> <p><b>Colour Day-</b> Grey</p> <p><b>Friendship Day:</b> “Heart for friend”</p> <p><b>Necklace Making</b> on 02.08.23</p> 	<ul style="list-style-type: none"> <li>• <b>Nature Walk</b></li> </ul>  <ul style="list-style-type: none"> <li>• <b>Water Experiment</b> – “Travelling Water”- A Capillary Action Experiment on 23<sup>rd</sup> August; 23</li> </ul>  <p>➤ <b>Scientific Temperament:</b> “Magic Float”- Checking salt water density on 16<sup>th</sup> August 2023.</p> 	<p><b>Preservation of Physical Elements of Environment</b></p>  <p><b>Refuse, Reduce, Reuse and Recycle</b></p>  <ul style="list-style-type: none"> <li>• Shloka Chanting</li> </ul> 

<ul style="list-style-type: none"> <li>• Matching words to pictures/storysequence cards, etc.</li> <li>• Picture reading using the class library books.</li> </ul>  <p><b>Language Activity</b> – “Pouring Clouds- A Rhyme Recitation on 7th August 2023</p> 	<p><b>Writing Readiness Activities</b></p> <ul style="list-style-type: none"> <li>• Pattern writing activities tracing curves and circle.</li> <li>• Colouring in enclosed Figures.</li> <li>• Tracing activities in air, on sand paper, sand, lentils etc.</li> <li>• Montessori Apparatus- Sandpaper Letters.</li> </ul>	<ul style="list-style-type: none"> <li>✓ <b>Cylinder Blocks</b></li> </ul>  <ul style="list-style-type: none"> <li>✓ <b>Number Rods</b></li> </ul> 	<p>Practical life activity: Zip frame</p>  <p><b>Montessori Apparatus- Colour Tablets-I</b></p>  <p>Let's Innovate and Create</p> <p><b>Integrating Toybased Pedagogy</b> Kite making: Children to make kites with Origami sheets and fly on Independence Day.</p> <p><b>Outdoor Activity:</b> “Dog and the bone” on 25th August 2023</p>		<ul style="list-style-type: none"> <li>• Story Narration and Enactment (Toy Based Pedagogy)</li> </ul> 
---	--	--	---	--	--

## LEARNING OUTCOMES

<p><b>The child will be able to:</b></p> <ul style="list-style-type: none"> <li>➤ improve his/her speech.</li> <li>➤ learn intonation and correct pronunciation.</li> <li>➤ build his/ her vocabulary.</li> <li>➤ develop the competence of children to understand what they hear.</li> <li>➤ understand and express emotions.</li> </ul>	<p><b>The child will be able to:</b></p> <p><b>English</b></p> <ul style="list-style-type: none"> <li>➤ enhance active vocabulary related to summer season.</li> <li>➤ acquire phonetic awareness.</li> </ul> <p><b>Hindi</b></p> <ul style="list-style-type: none"> <li>➤ बच्चे भाषा के प्रति रुचि जागृत करेंगे।</li> <li>➤ बच्चे कौशल के अनुप्रयोग और एकीकरण पर ध्यान केंद्रित करना खेंगे।</li> </ul>	<p><b>The child will be able to:</b></p> <ul style="list-style-type: none"> <li>➤ develop an understanding of simple early mathematical skills.</li> <li>➤ identify and extend simple patterns in shapes and numbers.</li> <li>➤ practice decision-making, problem-solving and critical thinking.</li> </ul>	<p><b>The child will be able to:</b></p> <ul style="list-style-type: none"> <li>➤ develop gross and fine motor skills and enhance creativity.</li> <li>➤ communicate thoughts, experiences or ideas.</li> <li>➤ learn to follow instruction and think critically.</li> </ul>	<p><b>The child will be able to:</b></p> <ul style="list-style-type: none"> <li>➤ know about the world around them.</li> <li>➤ strengthen conceptual understanding.</li> <li>➤ inculcate the values of scientific thinking.</li> <li>➤ appreciate scientific development.</li> </ul>	<p><b>The child will be able to:</b></p> <ul style="list-style-type: none"> <li>➤ develop empathy, compassion and love towards others.</li> <li>➤ imbibe good moral values.</li> <li>➤ boosts self-confidence.</li> <li>➤ change their perception towards the living beings around.</li> </ul>
---	---	--	--	--	--

❖ **Special Assembly:** Independence Day on 14.08.23

❖ **Interactive PTM:** 05.08.23

❖ **Special days celebration:** International Friendship Day on 06.08.23

Dr Maria Montessori Day (Grace and Courtesy) on 31.08.23

International Elephant Day on 12.08.23

International Dog Day on 26.08.23

Raksha Bandhan on 29.08.23

❖ **Toy Based Pedagogy:** Stick Puppets, Soft Toys, Dug-Dugi, Number Games, Phirni the Pinwheel





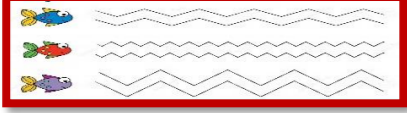














## DEPARTMENT: PRE PRIMARY







Month - September

Theme - Animals

SESSION: 2023-2024

**CLASS: PRE SCHOOL**

Language and Literacy (English and Hindi)		Math and Blocks	Creative Expression	Science and Exploration	Values, Morals and Ethics (With due importance on Indian culture and rootedness)
Language (English & Hindi)	Literacy (English & Hindi)				
<ul style="list-style-type: none"> <li>Circle Time</li> <li>News of The Day</li> <li>Sing Along:               <ul style="list-style-type: none"> <li>-Teddy Teddy Bear...</li> <li>-Good to be kind...</li> <li>-When you are happy...</li> </ul> </li> </ul>  <ul style="list-style-type: none"> <li>Story: The Monkey and the Crocodile</li> </ul> <p><b>गीतांजली -</b> चींटी और हाथी जंगल में जानवर हमारी बिल्ली</p> <p><b>कहानी -</b> चतुर खरगोश</p>  <p><b>मौखिक ध्वनि विश्लेषण :-</b></p> <ul style="list-style-type: none"> <li>अपने नाम के पहले अक्षर की ध्वनि सुनना</li> <li>ऊ, आ</li> </ul> <ul style="list-style-type: none"> <li>Conversation and Discussion on animals around us:- Pet , Domestic, Farm Animals in the zoo .</li> </ul>	<p>Reading Readiness Activities</p> <ul style="list-style-type: none"> <li>Vocabulary- Pet, wild, farm, tail, big, small, names of animals etc.</li> <li>Letter and sound recognition Kk, Bb, Hh.</li> <li>Alphabet stories and rhymes for introduction of letters</li> <li>Related vocabulary with each consonant - kite, boy, hut, etc.</li> <li>Letter games</li> <li>Related worksheets</li> <li>Sight words- I, am.</li> <li>Related worksheets</li> </ul> <p><b>-रेत अनुरेखण</b> *ऊ, आ</p>   <p><b>शब्दावली -</b> चारा, कुत्ता, बिल्ली, गाय, मछली, बन्दर, हाथी, शेर, चूहा, चींटी</p> <p><b>Writing Readiness Activities</b></p> <ul style="list-style-type: none"> <li>Pattern writing activities zigzag lines, curves &amp; circle.</li> <li>Rainbow tracing, Colouring in enclosed figures.</li> </ul>  	<p><b>Development of Simple Early Mathematical Skills:</b></p> <ul style="list-style-type: none"> <li>Sorting Activities</li> <li>Pairing activities</li> <li>Pre-Number Concept</li> <li>Long/ Short</li> </ul>  <p>Shape — Triangle, Rectangle.</p>  <ul style="list-style-type: none"> <li>Recognition of numbers</li> <li>Correlation of numbers with objects/quantity 1, 2, 3, 4, 5, 6, 7, 8.</li> <li>Oral Counting — 1 to 10.</li> <li>Montessori Apparatus-</li> <li>Pink Tower</li> <li>Cylinder blocks</li> </ul>  	<p><b>Fine Motor skills:-</b></p> <ul style="list-style-type: none"> <li>Clay Moulding Activities to create simple animals.</li> <li>simple animal mask making.</li> <li>My Activity Book           <ul style="list-style-type: none"> <li>I am the Tallest (Pg 11)</li> <li>Rain Rain Go Away (Pg 4)</li> <li>I Live in Water (Pg 18)</li> </ul> </li> </ul> <p><b>Gross Motor skills:-</b></p> <ul style="list-style-type: none"> <li>Animal Movements</li> <li>Fun with lines-Jump, walk, hop, skip and jump on floorsketch of letters</li> </ul>  <p><b>Practical life:-</b></p> <ul style="list-style-type: none"> <li>-Velcro frame</li> <li>-zip frame</li> <li>-Button frame</li> </ul> <p><b>Montessori Apparatus-</b> Colour Tablets-I</p>  <p>Let's Innovate and Create- Integrating Toybased Pedagogy Problem Solving, Puzzles 2-3 pieces,</p>	<ul style="list-style-type: none"> <li>Nature Walk</li> </ul>  <ul style="list-style-type: none"> <li>Dig for Bugs :</li> </ul> <p>Observation of movement of insects using Magnifying glass.</p>  <p><b>Insect Bingo · Who am I?</b></p> <p><b>BSA-'CREEPY CRAWLY' 27.09.23</b></p> <ul style="list-style-type: none"> <li>Role Play- Useful and Harmful Insects</li> </ul> 	<p>Kindness &amp; Honesty</p>  <p><b>POLITENESS</b></p>   <ul style="list-style-type: none"> <li>Shloka Chanting</li> </ul> 

<p>Dramatization/ Puppetry</p> <p>➤ <b>Language Activity</b></p> <p>*“Fun facts on Bugs /Animals”:11.9.23</p> <p>*Dramatization</p> 	<ul style="list-style-type: none"> <li>Tracing activities like - Lentils Air, Sand.</li> <li>-Paperfolding.</li> <li>-Mixing ingredients.</li> <li>-Playing with dough.</li> <li>Montessori Apparatus Sand Paper Letters</li> </ul> 	<ul style="list-style-type: none"> <li>Sand Paper Number</li> <li>Number rods and cards.</li> </ul> 	<p>Odd one out.</p> <p>Children to make 2-3 pieces puzzle with the help of cardboard depicting the animals/insects and solve it.</p> 		<ul style="list-style-type: none"> <li>Story Narration, Enactment, Puppetry (Toy Based Pedagogy)</li> </ul> 
--	---	--	--	---	---

## LEARNING OUTCOMES

<p><b>The child will be able to:</b></p> <ul style="list-style-type: none"> <li>improve his/her speech.</li> <li>learn intonation and correct pronunciation.</li> <li>build his/ her vocabulary.</li> <li>develop auditory skills such as discriminating between sounds.</li> </ul>	<p><b>The child will be able to:</b></p> <p><u>English</u></p> <ul style="list-style-type: none"> <li>enhance active vocabulary related to animals and insects.</li> <li>acquire phonetic awareness.</li> </ul> <p><u>Hindi</u></p> <ul style="list-style-type: none"> <li>बच्चे भाषा के प्रति रुचि जागृत करेंगे।</li> <li>बच्चे कौशल के अनुप्रयोग और एकीकरण पर ध्यान केंद्रित करना सीखेंगे।</li> </ul>	<p><b>The child will be able to:</b></p> <ul style="list-style-type: none"> <li>develop an understanding of simple early mathematical skills.</li> <li>develop an understanding of shapes around us increase their manipulative skills.</li> <li>develop an understanding of the cardinal meaning of the numbers.</li> <li>Co-relate numbers and quantity</li> </ul>	<p><b>The child will be able to:</b></p> <ul style="list-style-type: none"> <li>develop gross and fine motor skills</li> <li>enhance his/her creativity.</li> <li>articulate their feelings and thoughts creatively.</li> <li>display dramatic skills.</li> </ul>	<p>The child will be able to :-</p> <ul style="list-style-type: none"> <li>develop thinking skills.</li> <li>enhance observation skills .</li> <li>be aware of various animals and insects.</li> <li>Be aware of the sounds and movement of the insects and animals around.</li> </ul>	<p><b>The child will be able to:</b></p> <ul style="list-style-type: none"> <li>develop empathy, compassion and love towards others.</li> <li>imbibe good moral values.</li> <li>boost self-confidence.</li> <li>Enhance self confidence</li> </ul>
---	---	--	---	--	---

- ❖ **‘Teacher’s Day’- Craft - 04.09.2023**
- ❖ **Janamashtami -SCREENING OF MOVIE :04.09.2023**
- ❖ **Language Activity- (SPEAKING SKILLS) FUN FACTS ON BUGS/ ANIMALS :11.09.2023**
- ❖ **‘Hindi Diwas – Gyan Sagar’ – INTER-SECTION DOHA VAACHAN ACTIVITY (PRELIMS & Finals) 13<sup>th</sup> & 14<sup>th</sup> September 2023**
- ❖ **Term I PTM: 16.09.2023**
- ❖ **Project Based Learning: “AROUND THE WORLD (My Journey Abroad)” from 18.09.2023 to 22.09.2023.**
- ❖ **BSA-‘CREEPY CRAWLY’- ROLE PLAY- USEFUL AND HARMFUL INSECTS :27.09.23**
- ❖ **‘Vocal for Local :Upholding Khadi’- Virtual Tour to Gandhi Ashram PS/PP :29.09.23**
- ❖ **Toy Based Pedagogy: Stick Puppets, Soft Toys, 2-3 pieces puzzles,, Number Games, bugs bingo**
















## DEPARTMENT: PRE PRIMARY




Month - October

Theme - Things in the Sky

SESSION: 2023-2024

**CLASS: PRE SCHOOL**

Language and Literacy (English and Hindi)		Math and Blocks	Creative Expression	Science and Exploration	Values, Morals and Ethics (With due importance on Indian culture and rootedness)
Language (English & Hindi)	Literacy (English & Hindi)				
<ul style="list-style-type: none"> <li>Circle Time</li> <li>News of The Day</li> <li><b>Sing Along:</b></li> <li>Be honest</li> <li>Tommy's Thumb</li> </ul>  <ul style="list-style-type: none"> <li>One, two buckle my shoe</li> </ul> <p>Story: The Monkey and the Crocodile</p>  <p><b>गीतांजली</b> उड़ी पतंग, चिड़िया रानी</p> <p><b>कहानी -</b> बातूनी कछुआ</p> 	<p>Reading Readiness Activities</p> <ul style="list-style-type: none"> <li>Vocabulary- sky, moon, stars, birds, airplane, balloon, butterfly, dust, rainbow, kite, up, high etc.</li> <li>Letter and sound recognition Ee, Vv.</li> </ul>  <p>Alphabet Stories and rhymes to introduce the letters</p> <ul style="list-style-type: none"> <li>Related vocabulary with each consonant- egg, engine, van, vulture, etc.</li> <li>Letter games</li> </ul> <p>Related worksheets</p>  <p>शब्दावली – बाजरा, पंख, उड़ान, घोंसला चोंच, पेड़, तिनका - मौखिक ध्वनि विश्लेषण ई, ऐ रेत अनुकरण और वायु अनुकरण</p> <p>Writing Readiness Activities</p> <ul style="list-style-type: none"> <li>Origami, Building Blocks, Clay, Colouring in enclosed figures</li> <li>Tracing activities like air, sand paper, sand, lentils etc.</li> </ul>	<p>Development of Simple Early Mathematical Skills:</p> <ul style="list-style-type: none"> <li>Sorting Activities</li> <li>Pairing activities</li> <li>Comparing Activity</li> <li>Problem Solving, Puzzles 2-3 pieces ' Odd one out.</li> <li>Pre-Number Concept Far/Near</li> </ul>  <ul style="list-style-type: none"> <li>Shape Rectangle</li> </ul>  <ul style="list-style-type: none"> <li>Recognition of numbers 1 to 9.</li> <li>Zero Lesson</li> <li>Correlation of numbers with objects 1to 9.</li> <li>Oral Counting 1 to 10.</li> <li>Montessori Apparatus-</li> <li>Geometrical Solids.</li> <li>Number Rods &amp; Cards.</li> <li>Spindle Box.</li> </ul> 	<ul style="list-style-type: none"> <li>Fine Motor- Paper plate craft</li> </ul>  <ul style="list-style-type: none"> <li>Sun, star and moon making for the concept of day and night.</li> <li>My Activity Book: Our Feathered Friends (Pg 13), Happy Dussehra (Pg. 15) &amp; Happy Diwali (Pg. 17)</li> </ul> <p>Gross Motor: Blow, inflate and release balloons up in the sky.</p> <ul style="list-style-type: none"> <li>Hop, skip and Jump on the floor sketch of letters (Teacher will make sketch on the floor).</li> <li>Making smiling faces with ZERO (art &amp; craft activity).</li> </ul>  <p><b>BSA on 4.10.2023 – “My Rocking Bird – A toy Craft Activity”</b></p>	<p>Nature Walk</p>  <p>Sky gazing at Day time</p>  <p>Sky gazing at Night time</p>  <p><b>Astronomy Session on 18.10.23 – “High Up in the Sky”</b></p>	<p>Basic Courtesies &amp; Manners, Happiness.</p> <p>Shloka Chanting</p>  <ul style="list-style-type: none"> <li>Story Narration and Enactment (Toy Based Pedagogy)           <ul style="list-style-type: none"> <li>➤ Visiting Old Age Home, Orphanage</li> <li>➤ Giving and Sharing toys, and other items</li> </ul> </li> </ul> 

<p>Picture Reading</p> <ul style="list-style-type: none"> <li>• Rhyming games</li> <li>• Theme based riddles</li> <li>• Show and Tell</li> <li>• Dramatics (Role Play) Things We see in the sky</li> <li>• <b>Language Activity - Animal/ bird Antakshari on 09th October 2023</b></li> </ul>	 <p>Weaving, dressing up using buttons, press-studs, zip and shoe lace etc.</p> <ul style="list-style-type: none"> <li>• Montessori Apparatus- Sand Paper Letters.</li> <li>• Tracing on Sand paper letters.</li> </ul> 	<ul style="list-style-type: none"> <li>• Sand paper numbers</li> </ul> 			
---	--	--	--	--	--

## LEARNING OUTCOMES

<p><b>The child will be able to:</b></p> <p><u>English</u></p> <ul style="list-style-type: none"> <li>➤ use a diverse and extensive vocabulary.</li> <li>➤ learn intonation and correct pronunciation.</li> <li>➤ develop auditory skills such as discriminating between sounds.</li> </ul> <p><u>Hindi</u></p> <ul style="list-style-type: none"> <li>➤ छात्र चित्र के सुष्म और प्रत्यक्ष पहलुओं पर बारीक अवलोकन करना सीखेंगे । छात्र सुनने और बोलने की कौशल को बेहतर कर पाएंगे ।</li> <li>➤ छात्र वायु अनुकरण और रेत अनुकरण के द्वारा स्वरों की बनावट को पहचानना सीखेंगे ।</li> </ul>	<p><u>English</u></p> <ul style="list-style-type: none"> <li>➤ enhance active vocabulary related to things we see in the sky</li> <li>➤ acquire phonetic awareness.</li> <li>➤ Enhance sensory motor skills</li> </ul> <p><u>Hindi</u></p> <ul style="list-style-type: none"> <li>➤ बच्चे भाषा के प्रति रुचि जागृत करेंगे</li> <li>➤ छात्र आकाश में सूर्य चंद्रमा और सितारों तथा पक्षियों पतंग हवाई जहाज आदि की उपस्थिति का निरीक्षण पहचान और वर्णन कर पाएंगे ।</li> </ul>	<p><b>The child will be able to:</b></p> <ul style="list-style-type: none"> <li>➤ develop an understanding of simple early mathematical skills.</li> <li>➤ recognize, develop, describe and represent numbers and implement the usage of numbers in day-to-day life.</li> </ul>	<p><b>The child will be able to:</b></p> <ul style="list-style-type: none"> <li>➤ develop confidence, thinking skills, imagination and emotional understanding</li> </ul>	<p><b>The child will be able to:</b></p> <ul style="list-style-type: none"> <li>➤ know about the world around them.</li> <li>➤ strengthen conceptual understanding.</li> <li>➤ inculcate the values of scientific thinking.</li> <li>➤ appreciate scientific development</li> </ul>	<p><b>The child will be able to:</b></p> <ul style="list-style-type: none"> <li>➤ develop empathy, compassion and love towards others.</li> <li>➤ imbibe good moral values.</li> <li>➤ boosts self-confidence.</li> </ul>
---	--	---	---	---	---

❖ **Celebrations** - Gandhi Jayanti, Dussehra

❖ **Annual Day Practice**

❖ **Toy Based Pedagogy:** Stick Puppets, Soft Toys, Dug-Dugi, Number Games, Musical Instruments, Jaduu ka Pitara



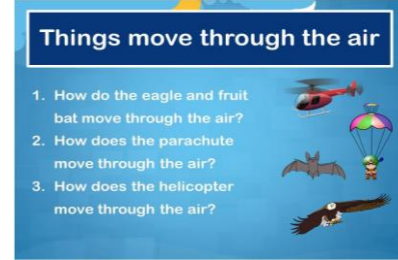


# DEPARTMENT: PRE PRIMARY








Month - November

Theme – Means of Transport

SESSION: 2023-2024

**CLASS: PRE SCHOOL**

Language and Literacy (English and Hindi)		Math and Blocks	Creative Expression	Science and Exploration	Values, Morals and Ethics (With due importance on Indian culture and rootedness)
Language (English & Hindi)	Literacy (English & Hindi)				
<ul style="list-style-type: none"> <li>Circle Time</li> <li>News of The Day</li> <li>Sing Along:</li> <li>I am little teapot</li> <li>Wheels of the Bus</li> <li>Clap your Hands</li> </ul>  <p>Story: The Monkey and the Crocodile</p>  <p><b>गीतांजली</b> - बत्ती ,गाड़ी का पहिया छुक छुक चली मेट्रो, डेलम डेल <b>कहानी</b> - बातूनी कछुआ</p>  <p>Children to express about their favourite Means of transport</p> <ul style="list-style-type: none"> <li>Show and Tell</li> <li>Picture conversation</li> <li>Role play of a driver, traffic policeman, and a</li> </ul>	<p><b>Reading Readiness Activities</b></p> <p>Vocabulary- land, road, water, air, track, wheels, fast, slow, traffic, light, busy, names of different means of transport, metro, metro station (narrate stories connecting the theme for the month cleanliness), etc.</p>  <p><b>Letter and sound recognition- Cc and Oo</b></p>   <p><b>शब्दावली</b> -जल, सड़क, पटरी, हवा, रेलगाड़ी, वाहन, उड़ान, समुद्र, सावधानी, गाड़ी, बत्ती।</p> <ul style="list-style-type: none"> <li>Alphabet Stories and rhymes to introduce the letters</li> <li>Related vocabulary with each letter cat, cup, ostrich, orange, etc.</li> <li>Letter games</li> </ul>	<p><b>Development of Simple Early Mathematical Skills:</b></p> <ul style="list-style-type: none"> <li>Sorting</li> <li>Pairing</li> <li>Comparing</li> <li>Problem Solving, Puzzles 2-3 pieces</li> <li>Odd one out</li> <li>Pre number Concept– Long / Short, High /Low</li> </ul>   <p><b>Shapes</b> Square &amp; Rectangle</p>  <ul style="list-style-type: none"> <li>Recognition of numbers — 1 to 10</li> <li>Correlation of numbers with objects 1 to 10</li> <li>Oral Counting, 1 to 10.</li> <li>Writing of numbers 1, 2 with crayons.</li> </ul> 	<p><b>Fine motor skills-</b> Paper toy or block construction of various means of transport.</p> <ul style="list-style-type: none"> <li>My Activity Book- Up in the Sky (Pg 1 6)           <ul style="list-style-type: none"> <li>Let's Innovate and Create- Integrating Toy based Pedagogy Pegs Toys</li> <li>Children to make various means of transport using pegs and ice cream sticks.</li> </ul> </li> </ul>  <p><b>Gross motor skills</b></p> <ul style="list-style-type: none"> <li>Hop, Skip and Jump on floor sketch of letters.</li> <li>Imitating movements of different vehicles.</li> </ul> <p><b>Outdoor Activity-</b> Throw and Catch (21.11.2023)</p>  <p><b>Creative Expression-</b></p> <ul style="list-style-type: none"> <li>free hand drawing of favourite Means of Transport</li> </ul> <p><b>Montessori Apparatus-</b></p> <ul style="list-style-type: none"> <li>Colour tablets — 2.</li> </ul>	<ul style="list-style-type: none"> <li>Nature Walk</li> </ul>  <p><b>Scientific Temperament:</b></p> <ul style="list-style-type: none"> <li>Air can move things</li> </ul> <p><b>Things move through the air</b></p> <ol style="list-style-type: none"> <li>How do the eagle and fruit bat move through the air?</li> <li>How does the parachute move through the air?</li> <li>How does the helicopter move through the air?</li> </ol>   <ul style="list-style-type: none"> <li>Air Occupies space</li> </ul> 	<ul style="list-style-type: none"> <li>Cleanliness</li> </ul>  <p><b>Types of Dustbins</b></p>  <p>Non-biodegradable Waste    Biodegradable Waste    Dry &amp; Non-biodegradable Waste</p> 

<p>pedestrian</p> <ul style="list-style-type: none"> <li>Riddles on the theme 'Transport'</li> </ul>  <p><b>Language Activity</b> Be Alert ,Be Safe'(Traffic Rules) On 06.11.2023</p> 	<ul style="list-style-type: none"> <li>Related worksheets</li> <li>Sight words— this, the, It</li> </ul> <p><b>Writing Readiness Activities</b></p> <p>Origami, Building Blocks, Clay, Grasping, Picking up small objects specifically with pincer grip &amp; tripod grip.</p> <ul style="list-style-type: none"> <li>Colouring in enclosed figures</li> <li>Tracing activities like air, sand paper, sand, lentils etc.</li> <li>रेत अनुरेखण - औ ,उ ,अ</li> <li>Pattern writing.</li> </ul> <p>Recapitulation Activities <b>Montessori Apparatus-</b> Sand Paper Letters.</p>	<p><b>Montessori Apparatus•</b></p> <ul style="list-style-type: none"> <li>Geometrical solids</li> <li>Number Rods &amp; cards.</li> <li>Sand paper numbers</li> </ul>  <ul style="list-style-type: none"> <li>Spindle Box</li> </ul> 	 <p><b>Bal Sabha Activity</b> Diwali- 'Glow of Happiness'- Making of Wall Hanging using Stippling Technique (08.11.2023)</p> <p>Up, Up and Away –My Peg Toy My Peg Toy-Glider Making Activity (22.11.2023)</p> 		<ul style="list-style-type: none"> <li>Maintaining hygiene and cleanliness</li> </ul> 
--	--	--	---	--	---

## LEARNING OUTCOMES

<p><b>The child will be able to:</b></p> <p><u>English</u></p> <ul style="list-style-type: none"> <li>use speech or an expressive mode of communication.</li> <li>Comprehend conversation and stories.</li> </ul> <p><u>Hindi</u></p> <ul style="list-style-type: none"> <li>बच्चे अपने शब्दों में कहानी बुनने और अपने आप को व्यक्त करने का प्रयास करेंगे।</li> <li>छात्र रचनात्मक और बौद्धिक विचारों के कौशल का निर्माण करने में सक्षम होंगे।</li> </ul>	<p><b>The child will be able to:</b></p> <p><u>English</u></p> <ul style="list-style-type: none"> <li>Identify letter and its formation.</li> <li>acquire phonic awareness</li> <li>evaluate the sensory information.</li> </ul> <p><u>Hindi</u></p> <ul style="list-style-type: none"> <li>बच्चे अपनी शब्दावली को विकसित करने में सक्षम होंगे।</li> <li>बच्चे यातायात और सावधानियों से संबंधित शब्दों को नियमित रूप से क्रियाओं द्वारा सक्रिय शब्दकोष में प्रयोग करना सीखेंगे।</li> </ul>	<p><b>The child will be able to:</b></p> <ul style="list-style-type: none"> <li>count objects concretely, pictorially and symbolically.</li> <li>identify math experiences that will help develop pre number concepts.</li> <li>develop decision making, problem solving and critical thinking skills.</li> </ul>	<p><b>The child will be able to:</b></p> <ul style="list-style-type: none"> <li>understand the difference between different modes of transport</li> <li>improve coordination and motor skills.</li> <li>express emotions freely</li> <li>enhance creative and imaginative skills</li> </ul>	<p><b>The child will be able to:</b></p> <ul style="list-style-type: none"> <li>observe and feel his/her surroundings.</li> <li>develop scientific temperament</li> <li>Strengthen conceptual understanding</li> <li>enhance their understanding on properties of air</li> </ul>	<p><b>The child will be able to:</b></p> <ul style="list-style-type: none"> <li>imbibe good moral values.</li> <li>understand the importance and ways of keeping our surroundings clean.</li> <li>boosts self-confidence.</li> <li>understand importance of health and hygiene</li> </ul>
---	--	---	---	--	---

❖ **Project Based Learning:** BSA-Up, Up and Away-My Peg Toy- Glider Making Activity (22.11.2023)

❖ **Toy Based Pedagogy:** Different means of transport toys, Paper toys, stick puppets and toys, Story Theatre










# DEPARTMENT: PRE PRIMARY

Month - December

Theme – Winter Season

SESSION: 2023-2024

CLASS: PRE SCHOOL

Language and Literacy (English and Hindi)		Math and Blocks	Creative Expression	Science and Exploration	Values, Morals and Ethics (With due importance on Indian culture and rootedness)
Language (English & Hindi)	Literacy (English & Hindi)				
<p>Circle Time News of The Day Sing Along: Jingle Bells, Wee Willie Winkie Christmas carols, Where is Thumbkin Story: The Ant and the Grasshopper</p>  <p>Conversation and discussion on weather, clothes, appliances, fruits &amp; vegetables, etc they use in winter season Riddles based on the theme of the month .The child to be encouraged to speak on winter season. Creating Winter Season Wall</p>	<p>Reading Readiness Activities</p> <ul style="list-style-type: none"> <li>Vocabulary- cold, sweater, jacket, muffler, coat, cap, hot, gloves, warm, geyser, party e</li> </ul>  <p>Letter and sound recognition W w.</p>  <ul style="list-style-type: none"> <li>Revision of the letters done so far. Alphabet, Stories and rhymes preferably related to value for the month (sharing) to introduce the letters.</li> <li>Related vocabulary with each consonant and vowel — water, warm, waste etc.</li> <li>Letter games</li> <li>Related worksheets</li> <li>Sight words — on, at Writing Readiness Activities</li> </ul> <p>शब्दावली मूंगफली गर्म पानी चाय रजाई</p>	<p><b>Development of Simple Early Mathematical Skills:</b></p> <p>Development of Simple Early Mathematical Skills:</p> <ul style="list-style-type: none"> <li>Sorting</li> <li>Pairing</li> <li>Comparing.</li> <li>Problem Solving, Puzzles 2-3 pieces</li> <li>Odd one out.</li> <li>Pre number Concept Full / Empty</li> <li>Shapes — Circle, Triangle,</li> </ul>  <p>Square &amp; Rectangle.</p> <ul style="list-style-type: none"> <li>Recognition of numbers — 1 to 10 with smart boards, flash cards, TLMS &amp; Matching activities.</li> <li>Correlation of numbers with objects 1 to 10.</li> <li>Oral Counting 1 to 10.</li> </ul> <p>Writing of numbers 3, 4, 5 with crayons.</p> <p>Montessori Apparatus-</p> <ul style="list-style-type: none"> <li>Number rods &amp; cards.</li> <li>Spindle box.</li> <li>Cards &amp; Shells.</li> </ul>	<p>Fine Motor-</p> <p>Fine Motor -</p> <ul style="list-style-type: none"> <li>Play dough- Making of winter fruits and vegetables.</li> </ul> <p>Gross Motor-</p> <ul style="list-style-type: none"> <li>Hop, skip and jump on floor sketch of letters</li> </ul> <p>Creative Expression-</p> <ul style="list-style-type: none"> <li>Dressing up a Snowman with winter clothing</li> <li>My Activity Book- Merry Christmas (Pg 21)</li> <li>Happy New Year (Pg 22)</li> </ul> <p>Let's Innovate and Create- Integrating Toy based Pedagogy 4 piece puzzle Children to make 4 piece puzzle with card board depicting winter season and match it</p> <p>Out door Activity Winter Vegetables Race (08.12.23)</p>	<p>Nature Walk</p>  <p>Adopt a plant</p>  <p>Observe Winter flowers</p> 	<p>Story Narration and Enactment (Toy Based Pedagogy)</p>  <ul style="list-style-type: none"> <li>Shloka Chanting</li> </ul> 

<p><b>गीतांजली</b> - चुन्नी मुन्नी गाजर का किला, मजे की सर्दी</p> <p><b>कहानी</b> - चरवाहा और भड़िया मौखिक ध्वनि विश्लेषण ए ओ</p> <p><b>Language activity 04.12.23 I</b> love Winters</p>	<p>गाजर का हलवा गलाब जामन इत्यादि</p>  <p><b>Writing Readiness Activities</b></p> <ul style="list-style-type: none"> <li>• Montessori Apparatus- Sand Paper Letters.</li> </ul>	<p>Sand paper numbers</p>   		<p>Scientific Experiment – 13.12.23 Law of attraction</p>	
---	--	---	--	---	--

## LEARNING OUTCOMES

<p><b>The child will be able to:</b></p> <ul style="list-style-type: none"> <li>➤ Children will be able to use language to communicate ideas and opinions.</li> <li>➤ They will be able to enhance cooperation and express emotions with confidence.</li> <li>➤ बच्चे स्वर से संबंधित ध्वनि विश्लेषण का प्रयोग करना सीखेंगे और अपने आप को व्यक्त करने का प्रयास करेंगे बच्चे अपनी मौखिक प्रवीणता का और सक्रिय भागीदारी को सफल करेंगे</li> </ul>	<p><b>The child will be able to:</b></p> <p><u>English</u></p> <ul style="list-style-type: none"> <li>➤ enhance active vocabulary related to summer season.</li> <li>➤ acquire phonetic awareness.</li> </ul> <p><u>Hindi</u></p> <ul style="list-style-type: none"> <li>➤ बच्चे भाषा के प्रति रुचि जागृत करेंगे।</li> <li>➤ बच्चे कौशल के अनुप्रयोग और एकीकरण पर ध्यान केंद्रित करना सीखेंगे।</li> </ul>	<p><b>The child will be able to:</b></p> <ul style="list-style-type: none"> <li>➤ develop an understanding of simple early mathematical skills.</li> <li>➤ develop an understanding of repeating patterns by identifying, extending and creating.</li> </ul> <p>develop a sense of numbers and will develop their reasoning skills and use numbers in day to day life.</p> <ul style="list-style-type: none"> <li>➤</li> </ul>	<p><b>The child will be able to:</b></p> <ul style="list-style-type: none"> <li>➤ develop gross and fine motor skills and enhance creativity.</li> <li>➤ articulate their feelings and thoughts.</li> <li>➤ make 2-piece puzzle and know about body parts</li> </ul>	<p><b>The child will be able to:</b></p> <ul style="list-style-type: none"> <li>➤ know about the world around them.</li> <li>➤ strengthen conceptual understanding.</li> <li>➤ inculcate the values of scientific thinking.</li> <li>➤ appreciate scientific development</li> </ul>	<p><b>The child will be able to:</b></p> <ul style="list-style-type: none"> <li>➤ develop empathy, compassion and love towards others.</li> <li>➤ imbibe good moral values.</li> <li>➤ boosts self-confidence.</li> </ul>
---	---	--	--	---	---

❖ **Project Based Learning: Day Camp ( 09.12.23 )**

❖ BSA – From Shearing to Knitting

❖ **Toy Based Pedagogy: Stick Puppets, Soft Toys, Dug-Dugi, Number Games, Phirni the Pinwheel.**

❖ **Term II PTM (16.12.23)**

❖ **Hunar Bazaar (17.12.23)**









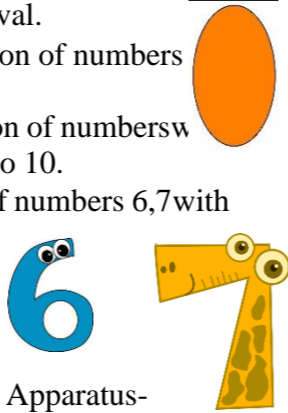







## DEPARTMENT: PRE PRIMARY

Month - January


Theme - People who help us

SESSION: 2023-2024


**CLASS: PRE SCHOOL**

Language and Literacy (English and Hindi)		Math and Blocks	Creative Expression	Science and Exploration	Values, Morals and Ethics (With due importance on Indian culture and rootedness)
Language (English & Hindi)	Literacy (English & Hindi)				
<ul style="list-style-type: none"> <li>Circle Time</li> <li>News of The Day</li> <li>Rhymes: Sing Along               <ul style="list-style-type: none"> <li>*Our Helpers</li> <li>*Five Little Monkeys</li> <li>*Pat a cake</li> </ul> </li> </ul>  <ul style="list-style-type: none"> <li>Story: The Shoemaker and the Elves</li> </ul>  <p><b>गीतांजली</b> - धोबी आया, माली आया, डॉक्टर देखो</p> <p><b>कहानी</b> - चरवाहा और भेड़िया</p>  <p>मौखिक ध्वनि विश्लेषण - व, ब</p> 	<p>Reading Readiness Activities</p> <ul style="list-style-type: none"> <li>Vocabulary — names of different helpers, help, thank you, tools, work, need (for these helpers), etc.</li> </ul>  <ul style="list-style-type: none"> <li>Letter and sound recognition Uu, Rr .</li> </ul>  <ul style="list-style-type: none"> <li>Alphabet Stories and rhymes to introduce the letters</li> <li>Related vocabulary with each consonant- umbrella, rat etc.</li> <li>Letter games</li> </ul> 	<p><b>Development of Simple Early Mathematical Skills:</b></p> <ul style="list-style-type: none"> <li>Sorting</li> <li>Pairing</li> <li>Comparing.</li> <li>Problem Solving, Puzzles 2-3 pieces</li> <li>Odd one out.</li> <li>Pre number Concept Up / Down</li> </ul> <p><b>Up / down</b> →</p>  <ul style="list-style-type: none"> <li>Shapes Oval.</li> <li>Recognition of numbers 1 to 10</li> <li>Correlation of numbers w objects I to 10.</li> <li>Writing of numbers 6,7 with crayons.</li> </ul>  <p>Montessori Apparatus-</p> <ul style="list-style-type: none"> <li>Number rods &amp; cards.</li> </ul>  <ul style="list-style-type: none"> <li>Spindle box.</li> <li>Cards &amp; Shells</li> </ul>	<p>Fine Motor-</p> <ul style="list-style-type: none"> <li>Tool making for our helpers (Chefs hat, stethoscope making).</li> </ul>  <ul style="list-style-type: none"> <li>My Activity Book: Fun with Colours (Pg. 10)</li> </ul> <p>Gross Motor-</p> <ul style="list-style-type: none"> <li>Hop, skip and Jump on floor sketch of letters</li> </ul>  <p>Creative Expression-</p> <ul style="list-style-type: none"> <li>Puppet show on our helper or Dramatic Play.</li> </ul>	<ul style="list-style-type: none"> <li>Nature Walk</li> </ul>  <p>➤ <b>Astronomy Session:</b> "अंतरिक्ष की ओर" on 18<sup>th</sup> July 2023.</p> 	<p style="text-align: center;"><b>Gratitude and Respect for Nation</b></p>   <ul style="list-style-type: none"> <li>Shloka Chanting</li> <li>Story Narration and Enactment (Toy Based Pedagogy)</li> </ul>

- Structured conversation on I wish to Be.
- Role Play Dress up like a helper and speak about their role
- Creating theme wall by collecting pictures of Community Helpers brought by the children.
- Picture conversation



- **Language Activity**– “Thank You, dear Helpers” (22.01.24)
- **BSA:** “My India, My Pride”- Patriotic Song Rendition



Sight words- you, his, her.

**शब्दावली** - वायु ,वर्षा , वक, वानर , बंदर, बादल , बटन, बरगद , बेर, बोतल, वाहन, बल, बलवान , लोहड़ी

**Writing Readiness Activities**


- Colouring in enclosed figures
- Tracing activities like air, sand paper, sand, lentils etc.
- Reading of short words
- Recapitulation activities.

लिखित अभ्यास- व, ब

Montessori Apparatus- Sand paper letters





- Montessori Apparatus- Colour Tablets-I



Let's Innovate and Create- Integrating Toybased Pedagogy

Paper Bag Puppet: Children to make a paperbag puppet depicting people who help us and speak a few lines about the same.




## LEARNING OUTCOMES

**The child will be able to:**

- improve his/her speech.
- learn intonation and correct pronunciation.
- build his/ her vocabulary.
- develop auditory skills such as discriminating between sounds.

**The child will be able to:**

English

- enhance active vocabulary related to summer season.
- acquire phonetic awareness.

Hindi

- बच्चे भाषा के प्रति रुचि जागृत करेंगे।
- बच्चे कौशल के अनुप्रयोग और एकीकरण पर ध्यान केंद्रित करना खेंगे।

**The child will be able to:**

- develop an understanding of simple early mathematical skills.
- develop an understanding of repeating patterns by identifying, extending and creating.

**The child will be able to:**

- develop gross and fine motor skills and enhance creativity.
- articulate their feelings and thoughts.
- make 2-piece puzzle and know about body parts

**The child will be able to:**

- know about the world around them.
- strengthen conceptual understanding.
- inculcate the values of scientific thinking.
- appreciate scientific development

**The child will be able to:**

- develop empathy, compassion and love towards others.
- imbibe good moral values.
- boosts self-confidence.

❖ **Winter Break: 30.12.23-12.01.24**

❖ **Interactive PTM: 20.01.24**



















# DEPARTMENT: PRE PRIMARY

Month - February

Theme – Plant and Air

SESSION: 2023-2024

CLASS: PRE SCHOOL

Language and Literacy (English and Hindi)		Math and Blocks	Creative Expression	Science and Exploration	Values, Morals and Ethics (With due importance on Indian culture and rootedness)
Language (English & Hindi)	Literacy (English & Hindi)				
<ul style="list-style-type: none"> <li>Sing Along: Ten Little Fingers, Bits of Paper , Plants all around</li> <li>Story: The Jack and the Beanstalk</li> </ul>  <p><b>गीतांजलि:</b> किसने बनाया फूलों को, गुड़ियाबका झूला <b>कहानी:</b> दो दोस्त और भालू</p>  <p><b>मौखिक ध्वनि विश्लेषण :</b> क, त</p> <p>Circle Time</p> <ul style="list-style-type: none"> <li>News of The Day</li> <li>Conversation and discussion on Plants.</li> </ul> <p>Planting a sapling/ Seed germination to be used to encourage conversation on Parts of a Plant.</p> <ul style="list-style-type: none"> <li>Visit to School Garden and initiate conversation on Healthy Air</li> </ul> <p>Show and Tell. Language Activity 05.02.23 Me a Story Teller</p>	<p>Reading Readiness Activities</p> <ul style="list-style-type: none"> <li>Vocabulary plant, seed, leaf, stem, branch, root, soil, sunlight, fresh, air, fly, water, around, colour, feel, smell, medicines, trees etc.</li> <li>Revision of all the alphabets covered during the session</li> <li>Letter games</li> <li>Related worksheets</li> <li>Reading of short words</li> </ul> <p>Writing Readiness Activities</p> <ul style="list-style-type: none"> <li>Colouring in enclosed figures</li> <li>Tracing activities like air, sand paper, sand, lentils etc.</li> </ul> <p>Bridging activities for writing of letters already covered.</p> <p><b>शब्दावली:</b> खाद, पानी, स्वच्छ, हवा, स्वास्थ्य, सांस <b>लिखित अभ्यास:</b> क, त</p>  	<p>Development of Simple Early Mathematical Skills:</p> <ul style="list-style-type: none"> <li>Sorting</li> <li>Pairing</li> <li>Comparing.</li> <li>Problem Solving,</li> <li>Puzzles 2-3 pieces</li> </ul> <p>Find odd one out</p>  <ul style="list-style-type: none"> <li>Odd one out.</li> <li>Lacing of cards</li> <li>Pre number Concept Revision of the concepts taught.</li> <li>Shapes Revision of shapes. Making figures using different shapes.</li> </ul>  <ul style="list-style-type: none"> <li>Oral Counting &amp; Recognition of numbers 1 to 10</li> </ul> <p>Correlation of numbers with objects 1 to 10.</p> <p>Writing of Numbers 8, 9, 10 with Crayons</p> <p><b>Montessori Apparatus</b></p> <p>Number rods &amp; cards. Spindle Box Cards and Shells</p>	<p>Fine Motor-</p> <ul style="list-style-type: none"> <li>My Activity Book: Mushroom (Pg 19), Shiny Sunflower (Pg 14) and Cotton Pasting (Pg 23)</li> </ul> <p>Gross Motor-</p> <ul style="list-style-type: none"> <li>Pranayama (concept of correct breathing to be given).</li> </ul>  <ul style="list-style-type: none"> <li>Hop, Skip and Jump on floor sketch of letters</li> <li>The science of air (Blowing away flower petals).</li> </ul>  <p>Kite race</p> <p>Creative Expression-</p> <ul style="list-style-type: none"> <li>Fancy Dress on Plants &amp; Animals.</li> </ul> <p>Let's Innovate and Create- Integrating Toy based Pedagogy Board Game Children to create a board game related to different Plants like creepers and climbers.</p>	<ul style="list-style-type: none"> <li>Nature Walk</li> </ul>  <ul style="list-style-type: none"> <li>Peas in a Pod (Take some pea pods. Ask the child to try tearing the pods. Is it easy? Why do you think peas are packed like this? Do all peas have same number of peas inside them?)</li> </ul>  <ul style="list-style-type: none"> <li>Growth of Small Plant using Magnifying glass.</li> </ul>  <p>Outdoor Activity – blooming Flowers Scientific Temperament – Blooming Flowers.</p> 	<p><b>"Green" Habits</b></p>  <ul style="list-style-type: none"> <li>Shloka Chanting</li> </ul>  <ul style="list-style-type: none"> <li>Adopting a plant</li> </ul>  <ul style="list-style-type: none"> <li>Planting a Plant on Birthday</li> </ul>  <ul style="list-style-type: none"> <li>Story Narration and Enactment (Toy Based Pedagogy)</li> </ul>

	Montessori Apparatus- Sand paper letters	Sand paper numbers			
<b>LEARNING OUTCOMES</b>					
<p><b>The child will be able to:</b></p> <ul style="list-style-type: none"> <li>➤ improve his/her speech.</li> <li>➤ learn intonation and correct pronunciation.</li> <li>➤ build his/ her vocabulary.</li> <li>➤ develop auditory skills such as discriminating between sounds.</li> <li>➤ to use eye contact, gestures and facial expression appropriately when communicating with others.</li> <li>➤ think, raise questions and put their opinion confidently.</li> </ul>	<p><b>The child will be able to:</b></p> <p><b>English</b></p> <ul style="list-style-type: none"> <li>➤ enhance active vocabulary related to plants around them.</li> <li>➤ acquire phonetic awareness.</li> <li>➤ recognize and read age-appropriate sight words.</li> </ul> <p><b>Hindi</b></p> <ul style="list-style-type: none"> <li>➤ बच्चे भाषा के प्रति रूची जागृत करेंगे ।</li> <li>➤ बच्चे पेड़, पौधों और हवा से संबंधित शब्दों को नियमित रूप से क्रिया द्वारा सक्रिय शब्दकोश में प्रयोग करना सीखेंगे ।</li> </ul>	<p><b>The child will be able to:</b></p> <ul style="list-style-type: none"> <li>➤ develop an understanding of simple early mathematical skills.</li> <li>➤ develop an understanding of repeating patterns by identifying, extending and creating.</li> </ul>	<p><b>The child will be able to:</b></p> <ul style="list-style-type: none"> <li>➤ develop gross and fine motor skills and enhance creativity.</li> <li>➤ articulate their feelings and thoughts.</li> <li>➤ make 2-piece puzzle and know about body parts</li> </ul>	<p><b>The child will be able to:</b></p> <ul style="list-style-type: none"> <li>➤ : know about the world around them.</li> <li>➤ strengthen conceptual understanding.</li> <li>➤ inculcate the values of scientific thinking.</li> <li>➤ work collaboratively towards uplifting Green Habits. show perseverance and commitment.</li> <li>➤ develop their observational skills and differentiate various types of plants.</li> </ul>	<p><b>The child will be able to:</b></p> <ul style="list-style-type: none"> <li>➤ develop empathy, compassion and love towards others.</li> <li>➤ imbibe good moral values.</li> <li>➤ boosts self-confidence.</li> </ul>

”

❖ **Project Based Learning: Mega Activity -“Road Across the Universe ” from 20.02.2024 to 23.02.2024.**

❖ **BSA – Watch me Grow**

❖ **BSA – My Paper Garden**

❖ **Toy Based Pedagogy: Stick Puppets, Soft Toys, Dug-Dugi, Number Games, Phirni the Pinwheel.**




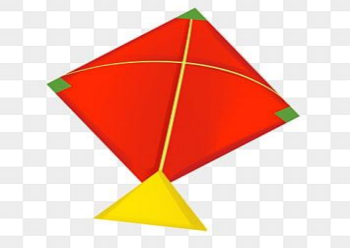
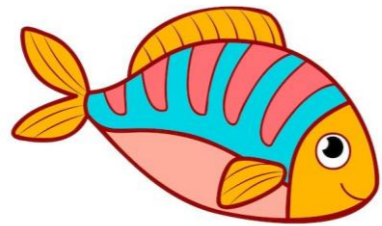










## DEPARTMENT: PRE PRIMARY

Month - MARCH

Theme - MY SCHOOL

**SESSION: 2023-2024**

**CLASS: PRE SCHOOL**

Language and Literacy (English and Hindi)		Math and Blocks	Creative Expression	Science and Exploration	Values, Morals and Ethics (With due importance on Indian culture and rootedness)
Language (English & Hindi)	Literacy (English & Hindi)				
<ul style="list-style-type: none"> <li>Circle Time</li> <li>News of The Day</li> <li>Sing Along: Hop A Little School Song</li> </ul>  <p>Story: <b>The Mice and The Elephant</b></p>  <p>गीतांजली - है नमन बाल भारती को अब तक सिखाई गई कविताओं का अभ्यास कहानी - एकता में बल</p>  <p>Imitating the school watchman, Gardner, Teacher and the helping staff.</p>	<p>Reading Readiness Activities</p> <ul style="list-style-type: none"> <li>Vocabulary- etc. school, big, class, uniform etc</li> </ul> <p>Worksheets related to all the letters covered so far.</p> <p>मौखिक ध्वनि विश्लेषण : प , म</p>  <p>रेगी अक्षर : रेगी अक्षर द्वारा अभ्यास लिखित अभ्यास : प, म</p>  <p>शब्दावली : पतंग ,पापड़ पतीला ,पपीता ,पता ,पलक ,मछली मगरमच्छ</p> <p>शब्दावली : पहचान, सफाई,कर्मचारी ,आदर ,बगीचा, कुर्सी, मेज,कक्षा ,अध्यापिका बालभारती , हंस ,उड़ान ,खेल, मैदान</p>	<p><b>Development of Simple Early Mathematical Skills:</b></p> <p>Development of Simple Early Mathematical Skills:</p> <ul style="list-style-type: none"> <li>Sorting Activities with various objects.</li> <li>Pairing activities with pictures and objects (Colour, size, shape).</li> </ul>  <p>Comparing. Maze.Problem Solving, Puzzles 4-5 pieces,Odd one out. Lacing of cards (theme related objects can be used for different activities).</p> <ul style="list-style-type: none"> <li>Correlation of numbers with objects 1 to 10. (objects related to the theme)</li> </ul> 	<p>Fine Motor-</p> <ul style="list-style-type: none"> <li>My Activity Book: Fun With Crayons (Pg 12), My Almirah (Pg 20) and Let's Play Holi Pg (24)</li> </ul> <p>Gross Motor-</p> <ul style="list-style-type: none"> <li>Uniform Walk — respect towards our uniform.</li> <li>Hop, Skip and Jump on the floor on the sketch of letters (Teacher will make sketch on the floor).</li> </ul>  <ul style="list-style-type: none"> <li>Creative Expression-</li> <li>Getting ready for school" activity. Encourage each child to perform steps for getting ready to come to school.</li> </ul> <p><b>Let's Innovate and Create- Integrating Toy Based Pedagogy</b></p> <p>“My Friend And Me” Children to create finger puppets and sing a song with their peers.</p> 	<ul style="list-style-type: none"> <li>Nature Walk</li> </ul>  <p><b>BSA- Scientific Temperament:</b></p> <ul style="list-style-type: none"> <li>“Magic of Colours” on 6<sup>th</sup>, March, 2023.</li> <li>From Primary Colours to Secondary colours</li> </ul>  	<p><b>Respect For School Property</b></p>   <ul style="list-style-type: none"> <li>Shloka Chanting</li> </ul>  <ul style="list-style-type: none"> <li>Story Narration and Enactment</li> <li>Toy Based Pedagogy-Story narration using toys</li> </ul>

- Explore the School



- **Language Activity** – “Memories Etched”
- (Speaking Skills)” on 04<sup>th</sup>, March, 2023



**Writing Readiness Activities**


Bridge gap and recapitulation.

- Reading of short sentences.
- Sand paper letters
- Writing readiness activities-
- Tracing with Pencil.

• **Montessori Apparatus-**

Sand paper letters

Origami, Building Blocks, Clay, Grasping, Picking up small objects specifically with pincer grip & tripod grip.



BSA - “Let’s Go Natural” (Making organic colours using Natural Products)



**Outdoor Activity:** “My School Tour” on 12<sup>th</sup> March 2023



**LEARNING OUTCOMES**

**The child will be able to:**

**English**

\*use diverse and extensive vocabulary .

\*develop their reasoning and decision making skills.

**Hindi**

\*छात्र रचनात्मक कौशल का विकास करेंगे।

\*छात्र स्वर प्रवाह तथा भावों के अनुरूप कविता पाठ करने

**The child will be able to:**

**English**

\* enhance his/her vocabulary.

understand formation of the letters.

\*develop phonic awareness.

\*read and comprehend words and phrases

**Hindi**

**The child will be able to:**

\*Identify different shapes from the environment.

\*Correlate the shapes with real objects

\*Identify and read numbers

\*Correlate the numbers with the quantity.

**The child will be able to:**

\*develop gross and fine motor skills and enhance creativity.

\*articulate their feelings and thoughts.

\*Develop their social skills.

**The child will be able to:**

\*develop gross and fine motor skills and enhance creativity.

\*articulate their feelings and thoughts.

\*Differentiate between chemical and natural products.

\*Develop scientific temperament

\*become independent

**The child will be able to:**

\*Become aware about the school and the school property .

\* Learn to respect the school property.

\*Understand and interpret symbolic language such as

\*Signs, actions, objects and pictures to represent something.