















## DEPARTMENT: PRE PRIMARY

### MONTH – APRIL/MAY 2023

### THEME – ALL ABOUT ME/THINGS AROUND ME

**CLASS: PRE PRIMARY**

Language and Literacy (English and Hindi)		Math and Blocks	Gross & Fine Motor Skills/ Creative Expression	Science and Exploration	Values, Morals and Ethics (With due importance on Indian culture and rootedness)
Language (English & Hindi)	Literacy (English & Hindi)				
<ul style="list-style-type: none"> <li>Circle Time</li> <li>News of The Day</li> </ul> <p><b>English Rhyme Book:</b></p> <ul style="list-style-type: none"> <li>Heavenly Father</li> <li>Be Good</li> </ul>  <p>Story: The Greedy Dog</p>  <p><b>Hindi Rhyme Book –</b></p> <ul style="list-style-type: none"> <li>प्रार्थना</li> <li>मेरी बिल्ली,</li> <li>आस पास की सैर</li> <li>तपती गर्मी</li> <li>आंधी आई</li> <li>मेरी किशती</li> </ul>  <p><b>कहानी – दो मेंढक और दूध की मटकी</b></p> 	<p><b>Reading Readiness Activities</b></p> <ul style="list-style-type: none"> <li><b>Vocabulary</b> – height, weight, number, Swan, India, Delhi, touch, taste, hear, smell, feel, big me, tall, positive words for boosting the self- concept of the child, big and small (family)etc.</li> <li>furniture, television, almirah, bed, sofa, toys etc.</li> <li>Revision of all the previously done letters.</li> <li>Reading aloud two letter words. e.g.- at, to, on, no, in etc. Letter and sound recognition:</li> </ul> <p style="text-align: center;">Xx, Zz. Nn,Mm</p>  <ul style="list-style-type: none"> <li>Alphabet Stories and rhymes to introduce the letters.</li> <li>Related vocabulary with each consonant – x- mas tree, x-ray, zebra, zero etc.</li> <li>nest, nurse, mango, monkey</li> <li>Letter games</li> <li><b>Sight Words-</b> big, small, strong,that, they, this</li> </ul> <p><b>Writing Readiness Activities –</b></p> <ul style="list-style-type: none"> <li>Colouring in enclosed figures</li> <li>Tracing letters (dot to dot)</li> </ul>	<p><b>Problem Solving</b></p> <ul style="list-style-type: none"> <li>Solving 4-5-piece puzzle.</li> <li>Maze,</li> <li>Revision of concept of odd one out.</li> <li>Child related information like age, house number, number of family members.</li> <li>Join the dots.</li> <li>Child related information like age, house number, number of family members. Number &amp; names of days of the week.</li> </ul> <p><b>Pre Number Concept</b></p> <ul style="list-style-type: none"> <li>Heavy/Light</li> <li>In / Out</li> </ul>   <p><b>Shape –</b> Semi Circle</p> <ul style="list-style-type: none"> <li>Showing concrete objects in the environment.</li> <li>Cutting &amp; pasting of Semi Circle . Clay Modelling</li> <li>Drawing of pictures with semicircle.</li> <li>Recognition of numbers 11-20 with flashcards, modules &amp; TLM.</li> <li>Correlation of numbers 1 - 20</li> <li>Writing of numbers 1-20</li> </ul>	<p><b>Fine Motor-</b></p> <ul style="list-style-type: none"> <li>My Cutting skills- Cutting pictures of body parts and assemble them.</li> </ul>  <ul style="list-style-type: none"> <li>Colouring in pictures of petrol pumps, malls, road side hoarding (any environmental concept that the child recognises), gardens, temple, gurudwara, church, mosque, etc</li> </ul> <p><b>Gross Motor-</b></p> <ul style="list-style-type: none"> <li>Aerobics.</li> <li>Sensory walking path- Teacher will add the elements of different sensory objects and make an artificial path.</li> <li>Fun with Alphabets. (Letter hunt, alphabet fishing, letter tower, Race with the theme letter.</li> </ul> 	<ul style="list-style-type: none"> <li>Breathing Exercise</li> <li>Demonstrating presence of air through simple experiment.</li> <li>Experiments with Shadows.</li> </ul>  <ul style="list-style-type: none"> <li><b>BSA:</b> “Safe Circle” (Good Touch)- 10.05.23</li> <li><b>Astronomy:</b> “Lets know the moon facts”- 03.05.23</li> </ul> 	<p><b>Greeting, Use of three magic words, Taking Turns &amp; Sharing.</b></p> <ul style="list-style-type: none"> <li>Dramatization on use of 3 magic words in various situations and practicing greeting courtesy as in saying ‘Namaskar’ with folded hands.</li> </ul> 











<ul style="list-style-type: none"> <li>Name Game: Each child will tell 3-4 words with the same letter as of his name.</li> <li>Enhance Self related. Vocabulary by rhyming games and simple riddles. Let each child describe his/her immediate family.</li> <li>Children will be made to experience different senses like feel, see, smell, hear, taste and they will be further encouraged to speak...I feel with my skin. I see with my eyes etc.</li> <li>Watching video on good Touch and Bad Touch uploaded on the Smart Board and Have a discussion on the same, sensitising the children and making them aware.</li> <li>Chinese whisper Game centred around fruits, vegetables &amp; appliances.</li> <li>Flash Cards with the names of objects we use in summer season will be kept in a basket. Each child will select a flash card and speak a sentence about it.</li> <li>Structured conversation on Role of Sun, benefits of sunlight and thus weather.</li> <li>Creating theme related wall and encouraging conversation based on the same.</li> <li>Costume Day Dress up like any character (fruits, vegetables, sun, appliances, etc) related to the theme and speak a few sentences on the same.</li> <li>Visual and Auditory Discrimination Activities to be conducted in the class.</li> <li>Picture Book reading following left to right and top to bottom.</li> </ul> <p><b>LanguageActivity –</b> All about Me” -24th April’23 Name Game-8th May’23</p>	<ul style="list-style-type: none"> <li>Tracing in air, sand paper, sand, lentils etc. Writing all the previously done letters in print using pencil.</li> <li>Visual discrimination &amp; perception related activities like odd one out, find the difference, complete the figure</li> </ul> <p><b>MONTESSORI APPARATUS-</b></p> <ul style="list-style-type: none"> <li>Sand paper letters</li> </ul>  <p><b>मौखिक ध्वनि विश्लेषण :</b> न, ग, ल, र <b>शब्दावली :</b> नल, नारियल, नरमी, नीला, नारी, नर, गमला, गगन, गाजर, गोल, गर्मी, गुलाब, इत्यादि। <b>लाल, लट्टू, लंगूर, लोबिया, लालटेन, लोमड़ी, रस रेलगाड़ी, रुमाल, रोटी, रस्सी, रात इत्यादि</b></p> <p><b>लिखित अभ्यास :</b></p> <ul style="list-style-type: none"> <li>न, ग, ल, र</li> <li>व, ब क, त, म का पुनर अभ्यास करवाया जाएगा।</li> <li>स्लेट / अभ्यास पुस्तिका पर चाक / कलम से अक्षरों को लिखने एवं पढ़ने का अभ्यास।</li> </ul> <p><b>MONTESSORI APPARATUS</b></p> <ul style="list-style-type: none"> <li>रेगी अक्षर</li> </ul>	<ul style="list-style-type: none"> <li>Concept of what comes after up to 20 with concrete objects in the environment and related worksheets.</li> </ul> <p><b>MONTESSORI APPARATUS-</b></p> <ul style="list-style-type: none"> <li>Spindle box</li> <li>Cards &amp; shells</li> <li>Seguin Board- I &amp;</li> </ul> 	<ul style="list-style-type: none"> <li>BSA: “Passing the Parcel” - 12.04.23</li> </ul> <p><b>Creative Expression-</b></p> <ul style="list-style-type: none"> <li>Memory games- Guess my “voice”, Guess my “laughter”. (Activity based on Sense of touch and sense of vision)</li> <li>Creating a scene from the home environment, shopping mall, market place, road scene, railway station, etc</li> </ul> <p><b>My Activity Book:</b></p> <ul style="list-style-type: none"> <li>Pages: 1, 2, 3, 4, 5</li> </ul>		
<b>Learning Outcomes</b>					
<p><b>English</b></p> <ul style="list-style-type: none"> <li>The child will be able to understand simple and multi-level directions.</li> </ul>	<p><b>English</b></p> <ul style="list-style-type: none"> <li>The child will be able to identify and recognize the letter symbols and letter sounds.</li> </ul>	<ul style="list-style-type: none"> <li>The child will be able to identify shapes in their surroundings.</li> <li>The child will be able to sort and compare various objects</li> </ul>	<ul style="list-style-type: none"> <li>The child will be able to develop his/her fine motor skills and gross motor skills.</li> <li>The child will be able to develop his/her critical thinking ability.</li> </ul>	<ul style="list-style-type: none"> <li>The child will be able to develop probing, analytical and reasoning skills.</li> </ul>	<ul style="list-style-type: none"> <li>The child will be able to learn courteous behaviour and Indian way of greetings.</li> </ul>



<ul style="list-style-type: none"> <li>The child will be able to understand themselves better and verbalise their interests and likings</li> </ul> <p><b>हिन्दी</b></p> <ul style="list-style-type: none"> <li>बच्चे अपने शब्दों में कहानी बुनने और अपने आप व्यक्त करने का प्रयास करेंगे</li> </ul>	<ul style="list-style-type: none"> <li>The children will be able to express themselves using age appropriate vocabulary.</li> </ul> <p><b>हिन्दी</b></p> <ul style="list-style-type: none"> <li>छात्र उचित स्वर प्रवाह तथा हाव भाव के साथ कविता वाचन में सक्षम होगा ।</li> <li>बच्चा वायु अनुरेखण और रेत अनुरेखण द्वारा न,ग अक्षरों की बनावट को पहचानना सीखेगा ।</li> <li>बच्चा चित्र पुस्तक से वर्णमाला के अक्षरों की आकृति और ध्वनि को पहचानने का प्रयास करेगा ।</li> </ul>	<ul style="list-style-type: none"> <li>The child will be able to develop his/her thinking skills and build problem-solving ability</li> </ul>	<ul style="list-style-type: none"> <li>The child will be able to learn new words related to body parts and things they see in their surroundings.</li> </ul>	<ul style="list-style-type: none"> <li>The child will develop the aptitude of learning by doing.</li> </ul>	<ul style="list-style-type: none"> <li>The child will be able to develop empathy, compassion, and love towards others.</li> <li>The child will imbibe humane qualities and grow up to be responsible adults</li> </ul>
---	---	---	--	---	--

- ❖ Adaptation Week: 03.04.2023 to 06.04.2023.
- ❖ Special day Celebration: Earth Day and School Foundation Day
- ❖ Toy Based Pedagogy: Stick Puppets, Soft Toys, Damroo, Number Games, Puzzles
- ❖ Interactive PTM: 06.05.23

## MONTH - JULY 2023

### THEME - THE GROWING ME

Language and Literacy (English and Hindi)		Math and Blocks	Gross & Fine Motor Skills/ Creative Expression	Science and Exploration	Values, Morals and Ethics (With due importance on Indian culture and rootedness)
Language (English & Hindi)	Literacy (English & Hindi)				
<ul style="list-style-type: none"> <li>Circle Time</li> <li>News of The Day</li> </ul> <p><b>English Rhyme Book:</b></p> <ul style="list-style-type: none"> <li>Green Vegetables</li> <li>On Time</li> <li>What makes me happy</li> </ul>  <p><b>Story:</b> The Greedy Dog</p>  <p><b>Hindi Rhyme Book –</b></p> <ul style="list-style-type: none"> <li>बादल के क्या मन में आयी</li> <li>बंदर और चिड़िया</li> <li>आओ खेलें खेल</li> </ul>  <p><b>कहानी –</b> दो मेंढक और दूध की मटकी</p> 	<p><b>Reading Readiness Activities</b></p> <ul style="list-style-type: none"> <li>Vocabulary – disease, injection, medicine, safety, washroom, corridor, staircase, push, run etc.</li> <li>Reading aloud three letter words ‘a’ e.g. cat, bat, dad etc.</li> </ul>  <ul style="list-style-type: none"> <li>Letter and sound recognition Ss, Jj</li> </ul>  <ul style="list-style-type: none"> <li>Alphabet Stories and rhymes to introduce the letters.</li> <li>Related vocabulary with each consonant – sun, soap, jeep, jelly etc.</li> <li>Reading simple sentences with vowel a</li> <li>Sight words – and, had</li> </ul>	<p><b>Problem Solving</b></p> <ul style="list-style-type: none"> <li>Solving 4-5-piece puzzle.</li> <li>Maze,</li> <li>Revision of concept of odd one out.</li> <li>Child related information like age, house number, number of family members.</li> <li>Join the dots.</li> </ul> <p><b>Pre number concept –</b> Fat/Thin</p>  <p><b>Shapes – Heart.</b></p> <ul style="list-style-type: none"> <li>Showing concrete objects in the environment.</li> <li>Cutting &amp; pasting of Heart shape. Clay Modelling</li> </ul> <ul style="list-style-type: none"> <li>Recognition of numbers 11-20 with flashcards, modules &amp; TLM.</li> <li>Correlation of numbers 1 - 20</li> <li>Writing of numbers 1-20</li> <li>Concept of after up to 20 with concrete objects in the</li> </ul>	<p><b>Fine Motor-</b> Hand Washing Activity (discussion about precaution from disease).</p>  <p><b>Gross Motor-</b></p> <ul style="list-style-type: none"> <li>Pattern walk- in line, on the tape,</li> <li>up and down the staircase, etc.</li> <li>Shape Movement Activities- <ul style="list-style-type: none"> <li>Trace with foot,</li> <li>Trace with hand,</li> <li>Dance on a shape.</li> </ul> </li> </ul> <p><b>Creative Expression-</b></p> <ul style="list-style-type: none"> <li>Tiger Headgear Making</li> </ul> 	<ul style="list-style-type: none"> <li>Nature Walk</li> <li>Observation of Leaf Veins using Magnifying glass.</li> <li>Growth of Small Plant using Magnifying glass.</li> <li>Water Experiment -Water A Universal solvent.</li> </ul>  <p><b>Scientific Temperament:</b> Tingling Taste Buds</p>	<p>Politeness, Punctuality &amp; Truthfulness</p> <ul style="list-style-type: none"> <li>Shloka Chanting</li> <li>Story Narration and Enactment (Toy Based Pedagogy)</li> <li>Dramatization of use of etiquette in various social situations like at the park, in a party, how to talk over a call, etc.</li> </ul>

<p><b>Role Play-</b></p> <ul style="list-style-type: none"> <li>Encourage children to understand their roles at home, in school, and perform.</li> <li>Initiating a structured conversation, helping children to develop positive behaviour attributes.</li> <li>Rhyming Games related to the theme.</li> <li>Three four-line riddles created by the teachers based on theme-based words.</li> </ul> <p><b>Language Activity – “I love to...(Show and Tell)”</b></p>	<ul style="list-style-type: none"> <li>Other important words – in, on, under.</li> </ul> <p>Each child to be encouraged for speaking short sentences in English.</p> <p><b>Writing Activities</b></p> <ul style="list-style-type: none"> <li>Tracing Ss, Jj (dot to dot)</li> <li>Three letter words with vowel ‘a’</li> <li>Related worksheets</li> <li>Tracing activities like air, sand paper, sand, lentils etc.</li> <li>Writing all the previously done letters in print using pencil.</li> <li>Exercises for Index Finger Spacing to be incorporated. For left to right directionality- Picture book handling &amp; reading.</li> </ul> <p><b>MONTESSORI APPARATUS-</b> Movable Box Reading Boxes</p> <p><b>मौखिक ध्वनि विश्लेषण</b> - स, ट, द</p> <p><b>शब्दावलीसंतरा -</b> , सीटी, सीढ़ी, सात, टब, टमाटर , टोपी, टिंडा, दवात, दीवार, दाँत इत्यादि ।</p> <p><b>लिखित अभ्यास-</b> स, ट, द</p> <ul style="list-style-type: none"> <li>दो अक्षर वाले शब्दों को पढ़ने और लिखने का अभ्यास कराया जायेगा ।</li> <li>चित्र पुस्तक से बच्चों को अक्षर ढूँढने का प्रयास कराया जाएगा ।</li> </ul> <p><b>MONTESSORI APPARATUS</b></p> <ul style="list-style-type: none"> <li>रेगी अक्षर</li> </ul>	<p>environment and related worksheets.</p> <p><b>MONTESSORI APPARATUS-</b></p> <ul style="list-style-type: none"> <li>Seguin Board- I</li> <li>Card &amp; Shells</li> </ul> 	<p><b>Pages from My Activity Book:</b> 5, 6, 9, 10 &amp; 11</p>		
--	--	---	---	--	---

**Learning Outcomes**















<p><b>English</b></p> <ul style="list-style-type: none"> <li>The child will be able to name his/her body parts and understand the proper way to maintain health and hygiene.</li> <li>The child will be able to use new words learnt.</li> </ul>	<p><b>हिन्दी</b></p> <p>छात्र उचित स्वर प्रवाह तथा हाव भाव के साथ कविता वाचन में सक्षम होगा ।</p> <ul style="list-style-type: none"> <li>बच्चा वायु अनुरेखण और रेत अनुरेखण द्वारा</li> </ul>	<ul style="list-style-type: none"> <li>The child will be able to sort and compare various objects.</li> <li>The child will be able to develop his/her thinking skills and build problem-solving ability</li> </ul>	<ul style="list-style-type: none"> <li>The child will be able to develop his/her fine motor skills and gross motor skills.</li> <li>The child will be able to identify different parts of the body.</li> </ul>	<ul style="list-style-type: none"> <li>The child will be able to develop probing, analytical and reasoning skills. The child will develop the aptitude of learning by doing.</li> </ul>	<ul style="list-style-type: none"> <li>The child will be able to develop empathy, compassion, and love towards others.</li> <li>The child will imbibe humane qualities and grow up to be responsible adults</li> </ul>
--	--	--	--	---	--







<ul style="list-style-type: none"> <li>The child will be able to read 3 letter words (CVC).</li> </ul>	<ul style="list-style-type: none"> <li>स, ट और द अक्षरों की बनावट को पहचानना</li> <li>सीखेगा।</li> <li>बच्चा चित्र पुस्तक से वर्णमाला के अक्षरों की आकृति और ध्वनि को पहचानने का प्रयास करेगा।</li> </ul>		<ul style="list-style-type: none"> <li>The child will be able to develop his/her critical thinking ability.</li> </ul>		
--	---	--	--	--	--

- Let's Innovate and Create- Integrating Toy-Based Pedagogy**  
- Children will make an 8-piece puzzle with the help of cardboard, depicting **Parts of the body**.
- Project Based Learning: "WALK INTO THE WOODS" from 24.07.2023 to 28.07.2023**

## MONTH - AUGUST 2023 THEME – WATER

CLASS: PRE PRIMARY

Language and Literacy (English and Hindi)		Math and Blocks	Gross & Fine Motor Skills/ Creative Expression	Science and Exploration	Values, Morals and Ethics (With due importance on Indian culture and rootedness)
Language (English & Hindi)	Literacy (English & Hindi)				
<ul style="list-style-type: none"> <li>Circle Time</li> <li>News of The Day</li> </ul> <p><b>English Rhyme Book:</b></p> <ul style="list-style-type: none"> <li>Insy Winsy Spider</li> <li>Rainbow</li> <li>Look at the Flag</li> </ul>   <p><b>Story: The Rainbow Fish</b></p>  <p><b>Hindi Rhyme Book –</b></p> <ul style="list-style-type: none"> <li>पतंग</li> <li>हमारा देश</li> <li>अगड़म बगड़म</li> </ul>  <p><b>कहानी – प्रकृति</b></p> 	<p><b>Reading Readiness Activities</b></p> <ul style="list-style-type: none"> <li>Vocabulary – river, pond, dam, well, rain, pollution, dirty, clean, waste, thirsty, colour, taste, smell, drink, splash, puddle, etc.</li> <li>Reading aloud three letter words with vowel 'o' e.g. cob, dog, hot, pop etc.</li> </ul>  <ul style="list-style-type: none"> <li>Letter and sound recognition – Yy, Qq, Gg</li> </ul>  <ul style="list-style-type: none"> <li>Alphabet Stories and rhymes to introduce the letters.</li> <li>Related vocabulary with each consonant – yarn, yoga, queen, quilt, girl, grapes etc.</li> <li>Reading simple sentences with vowel o</li> <li>Sight words -</li> </ul>	<p><b>Problem Solving</b></p> <ul style="list-style-type: none"> <li>Solving 4-5-piece puzzle</li> <li>Maze</li> <li>Revision of concept of odd one out</li> <li>Child related information like age, house number, number of family members</li> <li>Join the dots.</li> <li><b>Pre number concept</b> – Revision of Heavy / Light &amp; Fat/ Thin with Objects, Pictures, worksheets.</li> </ul> <p><b>Shapes –</b> Revision of Semi circle &amp; Heart.</p> <ul style="list-style-type: none"> <li>Recognition of numbers 31-40 with flash cards, modules &amp; TLM.</li> <li>Correlation of numbers 1 - 20</li> <li>Writing of numbers 1-40</li> <li>Concept of after up to 20</li> </ul> <p>Theme related objects can be taken in all the activities and functions.</p>	<p><b>Fine Motor-</b> Sponge squeezing- Dip the sponge in water and fill the bottle.</p>  <p><b>Gross Motor-</b> Dog and the Bone</p> <p><b>Creative Expression</b> Tri Colour Kite Making</p>  <p><b>Pages from My Activity Book:</b> 6, 7 &amp; 8</p> <p><b>Festivals and Special Days:</b></p> <ul style="list-style-type: none"> <li>* Friendship Day 'Heart for a Friend' Necklace making Activity</li> </ul>  	<ul style="list-style-type: none"> <li>Water Experiment – 'Magic Float' (Checking Salt Water Density)</li> </ul>  <ul style="list-style-type: none"> <li>BSA:</li> </ul> <p>* 'Cute Tuskers' Creating a Sock Elephant</p> 	<p><b>Preservation of Physical Elements of Environment</b></p> <ul style="list-style-type: none"> <li>Shloka Chanting</li> <li>Story Narration and Enactment (Toy Based Pedagogy)</li> <li>Free Hand drawing on 'Save Environment'</li> </ul> 

<p><b>Free Conversation-</b></p> <ul style="list-style-type: none"> <li>• Conversation and Discussion on Need to save water and adapting correct habits to save water.</li> <li>• Relevant videos showing scarcity of water followed by structured conversation.</li> <li>• Pronunciation Exercises Giving commands to the children and making them repeating the same</li> <li>• Water Cycle and related discussion</li> <li>• Rhyming Games related to the theme.</li> <li>• Three four-line riddles created by the teachers based on theme-based words.</li> </ul> <p><b>Language Activity – “Pouring Clouds”</b> (Rhyme Recitation)</p> <p>Picture Book Reading</p>	<p>who, did, not Use of this and that.</p> <p>Each child to be encouraged for speaking short sentences in English.</p> <p><b>Writing Activities</b></p> <ul style="list-style-type: none"> <li>• Tracing Yy, Qq, Gg (dot to dot)</li> <li>• Three letter words with vowel ‘o’</li> <li>• Related worksheets</li> <li>• Tracing activities like air, sand paper, sand, lentils etc.</li> <li>• Writing all the previously done letters in print using pencil.</li> <li>• Exercises for Index Finger Spacing to be incorporated.</li> </ul> <p>For left to right directionality- Picture bookhandling &amp; reading.</p> <p><b>MONTESSORI APPARATUS-</b> Movable Box Reading Boxes</p> <p><b>मौखिक ध्वनि विश्लेषण</b> - ड, ह, य <b>शब्दावली</b> - डमरू, डलिया, हार, हिरण, यातायात, यज्ञ इत्यादि <b>लिखित अभ्यास- ड, ह, य</b></p> <ul style="list-style-type: none"> <li>• दो अक्षर वाले शब्दों को पढ़ने और लिखने का अभ्यास कराया जायेगा ।</li> <li>• चित्र पुस्तक से बच्चों को अक्षर ढूँढने का प्रयास कराया जाएगा ।</li> </ul> <p><b>MONTESSORI APPARATUS</b></p> <ul style="list-style-type: none"> <li>• रेगी अक्षर</li> </ul>	<p><b>MONTESSORI APPARATUS-</b></p> <ul style="list-style-type: none"> <li>• Seguin Board- I</li> <li>• Card &amp; Shells</li> </ul>  	<p>* Special Assembly Independence Day</p> <p>* Rakhi Making Activity ‘A Sacred Thread’</p>   <p>* Dr. Maria Montessori Day ‘Grace and Courtesy’ (Practicing EPL activities)</p> 	<p>* ‘Travelling Water’ A Capillary Action</p> 	
---	--	--	--	--	--

**Learning Outcomes**

<p><b>English</b></p> <ul style="list-style-type: none"> <li>• The child will be able to understand the importance and hence will learn ways to protect the most precious and exhaustive natural resource of Earth i.e. water.</li> <li>• The child will be able to use new words learnt.</li> <li>• The child will be able to read 3 letter words (CVC).</li> </ul>	<p><b>हिन्दी</b></p> <p>छात्र उचित स्वर प्रवाह तथा भाव के साथ कविता वाचन में सक्षम होगा ।</p> <ul style="list-style-type: none"> <li>• बच्चा वायु अनुरेखण और रेत अनुरेखण द्वारा</li> <li>• ड, ह और य अक्षरों की बनावट को पहचानना सीखेगा ।</li> <li>• बच्चा चित्र पुस्तक से वर्णमाला के अक्षरों की आकृति</li> </ul>	<ul style="list-style-type: none"> <li>• The child will be able to sort and compare various objects.</li> <li>• The child will be able to develop his/her thinking skills and build problem-solving ability</li> <li>• The child will be able to write numbers 1 to 40 independently and understand the quantity correlation with its</li> </ul>	<ul style="list-style-type: none"> <li>• The child will be able to develop his/her fine motor skills and gross motor skills.</li> <li>• The child will be able to gain strength and confidence in his/ her body movements.</li> <li>• The child will be able to develop his/her critical thinking ability.</li> </ul>	<ul style="list-style-type: none"> <li>• The child will be able to develop probing, analytical and reasoning skills. The child will develop the aptitude of learning by doing.</li> </ul>	<ul style="list-style-type: none"> <li>• The child will be able to develop empathy, compassion, and love towards others.</li> <li>• The child will imbibe humane qualities and grow up to be responsible adult</li> <li>• The child will be able to develop sensitivity towards the natural, physical and human</li> </ul>
--	--	--	---	---	--

	और ध्वनि को पहचानने का प्रयास करेगा ।	number symbol from 1 to 20.			resources in the immediate environment.
--	---------------------------------------	-----------------------------	--	--	---

- **Let's Innovate and Create- Integrating Toy-Based Pedagogy**










- Children will make kites with ivory sheets and decorate it in the school corridor on the occasion of Independence Day
- Children will make sock elephants on the occasion of Elephant Day

- **Festivals: Independence Day, Rakshabandhan**

## DEPARTMENT: PRE PRIMARY

### MONTH - SEPTEMBER 2023

### THEME - ANIMALS & INSECTS

Language and Literacy (English and Hindi)		Math and Blocks	Gross & Fine Motor Skills/ Creative Expression	Science and Exploration	Values, Morals and Ethics (With due importance on Indian culture and rootedness)
<p><b>Language (English &amp; Hindi)</b></p> <ul style="list-style-type: none"> <li>Circle Time</li> <li>News of The Day</li> </ul> <p><b>English Rhyme Book:</b></p> <ul style="list-style-type: none"> <li>Buzzy...Bee</li> <li>Old Mc Donald</li> <li>Never Lie!</li> </ul>  <p><b>Story: Monkeys &amp; the Cap Seller</b></p>  <p><b>Hindi Rhyme Book –</b></p> <ul style="list-style-type: none"> <li>केले का मज़ा</li> <li>मक्खी</li> <li>शैतान चूहा</li> </ul>  <p><b>कहानी – चरवाहा और भेड़िया</b></p>  <ul style="list-style-type: none"> <li>Sound Discrimination Activity for identifying sounds of animals &amp; insects.</li> <li>Create an animal corner with their food, young ones and habitat as a class activity and then make the children indulge in a conversation.</li> </ul>	<p><b>Literacy (English &amp; Hindi)</b></p> <p><b>Reading Readiness Activities</b></p> <ul style="list-style-type: none"> <li>Vocabulary – names of young ones of animals, homes, sounds, insects etc.</li> <li>Reading aloud three letter words with vowel 'i' e.g.- lip, sit, dip, big etc.,</li> </ul>  <ul style="list-style-type: none"> <li>Reading simple sentences with vowel 'i'</li> <li>Opposite words. e.g. – hot-cold, open-close etc</li> <li>Sight words – and, had</li> <li>Other important words – in, on, under.</li> </ul> <p>Each child to be encouraged for speaking shortsentences in English.</p> <p><b>Writing Activities</b></p> <ul style="list-style-type: none"> <li>Three letter words with vowel 'i'</li> <li>Related worksheets</li> <li>Exercises for Index Finger Spacing to be incorporated.</li> <li>For left to right directionality- Picture book handling &amp; reading.</li> <li>Exercises for Index Finger</li> </ul> <p><b>MONTESSORI APPARATUS-</b> Movable Box Reading Boxes</p> <p><b>मौखिक ध्वनि विश्लेषण</b> - ढ, ठ, ण</p> <p><b>शब्दावली –</b> ढोलक , ढक्कन, ढीला ,</p>	<p><b>Problem Solving</b></p> <ul style="list-style-type: none"> <li>Solving 4-5-piece puzzle.</li> <li>Maze,</li> <li>Revision of concept of odd one out.</li> <li>Child related information like age, house number, number of family members.</li> <li>Join the dots.</li> </ul> <p><b>Pre number concept –</b></p> <ul style="list-style-type: none"> <li>Front / Back with Objects, Pictures, worksheets.</li> </ul> <p><b>Shapes – Diamonds.</b> Showing concrete objects in the environment.</p> <ul style="list-style-type: none"> <li>Clay Modelling</li> <li>Recognition of numbers 1 to 50 with flashcards, modules &amp; TLM.</li> <li>Correlation of numbers 1 - 20</li> <li>Writing of numbers 1-50</li> <li>Back counting 10-1</li> <li>Concept of what comes in between till 10.</li> </ul> <p><b>MONTESSORI APPARATUS-</b></p> <ul style="list-style-type: none"> <li>Seguin Board- I</li> <li>Card &amp; Shells</li> </ul> 	<p><b>Fine Motor-</b></p> <ul style="list-style-type: none"> <li>Best out of waste (Making animal and insects from waste material).</li> </ul> <p><b>Gross Motor-</b></p> <ul style="list-style-type: none"> <li>Pattern walk- in line, on the tape,</li> <li>up anddown the staircase, etc.</li> <li>Fancy dress on the theme.</li> </ul> <p><b>Creative Expression-</b></p> <ul style="list-style-type: none"> <li>Stick puppet - Ladybug/Honeybee</li> </ul>  <ul style="list-style-type: none"> <li>Street Play- (Awareness about disease like dengue and Malaria.</li> </ul> <p><b>Pages from My Activity Book:</b> 14, 15 &amp; 16</p>	<ul style="list-style-type: none"> <li>Nature Walk</li> <li>Life Cycle of an insect/ animal</li> </ul> 	<p><b>Kindness &amp; Honesty</b></p> <ul style="list-style-type: none"> <li>Shloka Chanting</li> <li>Story Narration and Enactment (The Honest Woodcutter)</li> </ul> 











<ul style="list-style-type: none"> <li>• Rhyming Game using words based on the theme.</li> <li>• Riddles to identify animals/insects their young ones and food</li> </ul> <p><b>Role Play-</b></p> <ul style="list-style-type: none"> <li>• Insects</li> <li>• Initiating a structured conversation, about diseases caused by insects and precautions to be taken.</li> </ul> <p><b>Language Activity – “Fun Facts- Bugs and Animals”</b></p>	<p>ठेला , ठेरा , ठोड़ी</p> <p><b>लिखित अभ्यास - ढ, ठ, ण</b></p> <ul style="list-style-type: none"> <li>• दो अक्षर वाले शब्दों को पढ़ने और लिखने का अभ्यास कराया जायेगा ।</li> </ul> <p><b>MONTESSORI APPARATUS</b></p> <ul style="list-style-type: none"> <li>● रेगी अक्षर</li> <li>● चल अक्षर माला</li> </ul>				
<b>Learning Outcomes</b>					
<p><b>English</b></p> <ul style="list-style-type: none"> <li>• The child will be able to learn about animals and insects and appreciate the fact that humans share the Earth with animals and other living beings.</li> <li>• The children will be able to read the letter ‘centre CVC’ words.</li> <li>• The children will be able to read simple sentences using three letter words.</li> </ul>	<p><b>हिन्दी</b></p> <p>बच्चा उचित स्वर प्रवाह तथा हाव भाव के साथ</p> <p>कविता वाचन में सक्षम होगा ।</p> <ul style="list-style-type: none"> <li>• बच्चा वायु अनुरेखण और रेत अनुरेखण द्वारा</li> <li>• ढ, ठ, ण अक्षरों की बनावट को पहचानना सीखेगा ।</li> <li>• बच्चा चित्र पुस्तक से वर्णमाला के अक्षरों की आकृति और ध्वनि को पहचानने का प्रयास करेगा ।</li> </ul>	<ul style="list-style-type: none"> <li>• The child will be able to sort and compare various objects.</li> <li>• The child will be able to develop his/her thinking skills and build problem-solving ability</li> </ul>	<ul style="list-style-type: none"> <li>• The child will be able to develop his/her fine motor skills and gross motor skills.</li> <li>• The child will be able to develop his/her critical thinking ability.</li> </ul>	<ul style="list-style-type: none"> <li>• The child will be able to develop probing, analytical and reasoning skills.</li> <li>• The child will develop the aptitude of learning by doing.</li> </ul>	<ul style="list-style-type: none"> <li>• The child will be able to develop empathy, compassion, and love towards others.</li> <li>• The child will imbibe humane qualities and grow up to be responsible adults</li> </ul>

- **Let’s Innovate and Create- Integrating Toy-Based Pedagogy**  
- Children will make a stick puppet of a Ladybug/Honeybee

- **Project Based Learning: “Mega Activity – ‘Around the World’ - (My Journey Abroad)” from 18.09.2023 to 22.09.2023**

## MONTH - OCTOBER 2023





### THEME - Birds (Crow, Pigeon, Peacock, Parrot, Eagle, Ostrich, Penguin & Woodpecker)

Language and Literacy (English and Hindi)		Math and Blocks	Gross & Fine Motor Skills/ Creative Expression	Science and Exploration	Values, Morals and Ethics (With due importance on Indian culture and rootedness)
<p><b>Language (English &amp; Hindi)</b></p> <ul style="list-style-type: none"> <li>• Circle Time</li> <li>• News of The Day</li> </ul> <p><b>English Rhyme Book:</b></p> <ul style="list-style-type: none"> <li>• Five Corn Buns</li> <li>• Clean Clean Clean!</li> <li>• Churmura</li> </ul>  <p><b>Story:</b> The Little Red Hen</p>  <p><b>Hindi Rhyme Book –</b></p> <ul style="list-style-type: none"> <li>• फूटा पटाखा</li> <li>• गांधीजी के बंदर</li> <li>• चिड़िया चिड़िया उड़ती जा कहानी – एकता में बल</li> </ul>  <p><b>Free Conversation-</b></p> <ul style="list-style-type: none"> <li>• Conversation &amp; discussion on different birds and their features.</li> <li>• Show the child relevant videos of different birds and their nests</li> <li>• Talk about the flightless birds</li> <li>• Rhyming Games related to the theme</li> </ul> <p><b>Language Activity –</b> Bird /Animal Antakshri Picture Book Reading</p>	<p><b>Literacy (English &amp; Hindi)</b></p> <p><b>Reading Readiness Activities</b></p> <ul style="list-style-type: none"> <li>• Vocabulary – names of birds, flightless, fly, high, beak, feathers, tail, home, wings, nest, move, care, egg, grains etc</li> <li>• Letter and sound recognition of all the letters</li> <li>• Short sentences with vowel ‘u’</li> <li>• Reading aloud three letter words with vowel ‘u’ e.g.- sun, cup, nut, etc.</li> <li>• Related vocabulary with each consonant – yarn, yoga, queen, quilt, girl, grapes etc.</li> </ul> <p>Each child to be encouraged for speaking short sentences in English.</p> <p><b>Writing Activities</b></p> <ul style="list-style-type: none"> <li>• Three letter words with vowel ‘u’</li> <li>• Related worksheets</li> <li>• Tracing activities like air, sand paper, sand, lentils etc.</li> <li>• Writing all the previously done letters in print using pencil.</li> <li>• Exercises for Index Finger Spacing to be incorporated.</li> </ul> <p>For left to right directionality- Picture bookhandling &amp; reading.</p> <p><b>MONTESSORI APPARATUS-</b> Movable Box Reading Boxes</p> <p><b>मौखिक ध्वनि विश्लेषण-</b> ख, घ, ध</p> <ul style="list-style-type: none"> <li>• शब्दावली- खत खरबूज, घर, घोंसला, घड़ा, घड़ी, धनुष, धन, धोबी, इत्याद</li> </ul> <p><b>लिखित अभ्यास-</b> ख, घ, ध</p> <p>दो अक्षर वाले शब्दों को पढ़ने और लिखने का अभ्यास कराया जायेगा ।</p> <ul style="list-style-type: none"> <li>• चित्र पुस्तक से बच्चों को अक्षर ढूँढने का प्रयास कराया जाएगा ।</li> </ul> <p><b>MONTESSORI APPARATUS</b></p>	<p><b>Problem Solving</b></p> <ul style="list-style-type: none"> <li>• Problem Solving 4-5-piece puzzle. Maze. Complete the patterns. Number Games.</li> <li>• Pre number concept – Heavy/Light with Objects, Pictures, worksheets.</li> <li>• Shapes – Star. Showing concrete objects in the environment. Cutting &amp; pasting of Star. Drawing of pictures with Star. Clay modelling e.g. making of things with star.</li> <li>• Revision of Recognition of numbers 1-50 with flash cards, modules &amp; TLM.</li> <li>• Oral Counting – 1 to 50.</li> <li>• Correlation of numbers 1 – 20.</li> <li>• Writing of numbers 1-50.</li> <li>• Back counting 20-1.</li> <li>• Concept of what comes in between till 20. Theme related objects can be taken in all the activities and functions.</li> </ul> <p><b>MONTESSORI APPARATUS-</b></p> <ul style="list-style-type: none"> <li>• Seguin Board- II</li> </ul> 	<p><b>Fine Motor-</b> Feather painting</p>  <p><b>Creative Expression</b></p> <ul style="list-style-type: none"> <li>• My Rocking Bird</li> </ul>  <p><b>Pages from My Activity Book:</b> 16 and 19</p>	<ul style="list-style-type: none"> <li>• Nature Walk</li> <li>• High Up in the Sky'- Mobile making Activity</li> </ul> 	<p><b>Preservation of Physical Elements of Environment</b></p> <ul style="list-style-type: none"> <li>• Shloka Chanting</li> <li>• Story Narration and Enactment (Toy Based Pedagogy)</li> <li>• Free Hand drawing on ‘birds sitting on a tree branch’</li> </ul>  <p style="text-align: right; font-size: small;">© CanStockPhoto.com</p>

	• रेगी अक्षर				
Learning Outcomes					
<b>English</b> <ul style="list-style-type: none"> <li>The children will be able to enhance their vocabulary</li> <li>The children will be able to know more about our feathered friends</li> <li>The child will be able to read 3 letter words (CVC)</li> <li>The children will be able to read simple sentences using three letter words</li> </ul>	<b>हिन्दी</b> छात्र उचित स्वर प्रवाह तथा हाव भाव के साथ कविता वाचन में सक्षम होगा। <ul style="list-style-type: none"> <li>बच्चा वायु अनुरेखण और रेत अनुरेखण द्वारा - ख, घ और ध अक्षरों की बनावट को पहचानना सीखेगा।</li> <li>बच्चा चित्र पुस्तक से वर्णमाला के अक्षरों की आकृति और ध्वनि को पहचानने का प्रयास करेगा।</li> </ul>	<ul style="list-style-type: none"> <li>The child will be able to sort and compare various objects</li> <li>The child will be able to develop his/her thinking skills and build problem-solving ability</li> <li>The child will be able to write numbers 1 to 50 independently</li> <li>Understand the quantity correlation with its number symbol from 1 to 20.</li> </ul>	<ul style="list-style-type: none"> <li>The child will be able to develop his/her fine motor skills and gross motor skills</li> <li>The children will be able to produce creative work demonstrating innovation</li> <li>The child will be able to develop his/her critical thinking ability</li> </ul>	<ul style="list-style-type: none"> <li>The child will be able to develop probing, analytical and reasoning skills</li> <li>The child will develop the aptitude of learning by doing</li> <li>The children will be able to enhance their observation skills and awareness of their environment</li> </ul>	<ul style="list-style-type: none"> <li>The child will be able to develop empathy, compassion, and love towards others</li> <li>The child will imbibe humane qualities and grow up to be responsible adults</li> <li>The child will be able to develop sensitivity towards the natural, physical and human resources in the immediate environment.</li> </ul>

- **Let's Innovate and Create- Integrating Toy-Based Pedagogy**  
- Children will make rocking birds out of circular paper, folding it into half.

**MONTH - NOVEMBER 2023**  
**THEME – MEANS OF TRANSPORT**

Language and Literacy (English and Hindi)		Math and Blocks	Gross & Fine Motor Skills/ Creative Expression	Science and Exploration	Values, Morals and Ethics (With due importance on Indian culture and rootedness)
Language (English & Hindi)	Literacy (English & Hindi)				
<ul style="list-style-type: none"> <li>Circle Time</li> <li>News of The Day</li> </ul> <b>English Rhyme Book-</b> <ul style="list-style-type: none"> <li>At the Crossroads</li> <li>Hip-Hip, Hip-Hop, Here I Go</li> <li>We are going to the city</li> </ul>  <p><b>Story-</b> The Three Little Pigs</p>	<b>Reading Readiness Activities-</b> <ul style="list-style-type: none"> <li>Vocabulary- signal, traffic, safety, honk, slow,fast, move, ticket, travel, passengers, exit, entry.</li> <li>Reading aloud three letter words with vowel 'e' e.g.- pen, leg, jet etc.</li> <li>Reading simple sentences with vowel 'e'.</li> </ul> 	<b>Problem Solving</b> <ul style="list-style-type: none"> <li>Solving 4-5-piece puzzle.</li> <li>Maze,</li> <li>Complete the pattern.</li> <li>Child related information like age, house number, number of family members.</li> <li>Number games.</li> </ul> <b>Pre number concept –</b> Revision of Heavy / Light, Fat/ Thin & More/Less with Objects,Pictures, worksheets. <p><b>Shapes –</b>  Revision of Diamond &amp; Star.</p>	<b>Fine Motor-</b> Shape collage making on road transport. <p><b>Gross Motor-</b>  Musical chair  Transportation (Road, Air and Water).</p> <p><b>Creative Expression-</b>  Paper Boat</p>	<ul style="list-style-type: none"> <li>Nature Walk</li> <li>Experiment related to the concept of sink &amp; float</li> </ul> 	<b>Cleanliness-</b> <ul style="list-style-type: none"> <li>Shloka Chanting</li> <li>Story Narration and Enactment (Toy Based Pedagogy)</li> <li>Free Hand drawing on 'means of Transport'</li> </ul> 



**Hindi Rhyme Book –**

- है नमन बालभारती को
- मेरी छोटी सी गुड़िया
- पीं पीं, पीं पीं डर-र-रम

**कहानी –**

बन्दर और मगरमच्छ



**Free Conversation-**

- Conversation and discussion on Means Of Transport. Also, shortlist 3-4 important road signs & make the children recognize these through meaningful conversation.
- To and Fro-A traffic Park interaction to be encouraged focusing on road safety
- Reading of class library books
- Pronunciation Exercises Giving commands to the children and making them repeating the same
- Rhyming Games related to the theme.
- Three four-line riddles created by the teachers based on theme-based words.

**Language Activity –**

- “Be Alert Be Safe- Traffic Rules (Speaking Activity)

- Read aloud stories
- Action words related to the theme (only five).
- Each child to be encouraged for speaking short sentences in English.

**Writing Activities**

- Three letter words with vowel ‘e’
- Related worksheets
- Exercises for Index Finger Spacing to be incorporated.
- For left to right directionality- Picture book handling & reading.

**Montessori Apparatus-**

- Movable Box
- Reading Boxes

**मौखिक ध्वनि विश्लेषण-**

- फ, थ, छ

**शब्दावली -**

फल, फूल, फव्वारा, फसल, फन, थाली, थैला, थरमस, थोड़ा, छाता, छत, छोटा, छाया, छननी इत्यादि ।

**लिखित अभ्यास-**

- फ, थ, छ
- दो अक्षर वाले शब्दों को पढ़ने और लिखने का अभ्यास कराया जायेगा ।
- चित्र पुस्तक से बच्चों को अक्षर ढूँढने का प्रयास कराया जाएगा ।

**Montessori Apparatus-**

- रेगी अक्षर
- चल अक्षर माला

**Sequential counting-**

- Oral Counting – 1 to 50
- Correlation of numbers 1 – 30.
- Writing of numbers 1-50 (Practice).
- Back counting 10-1
- Revision of What Comes After and Between.
- Concept of what comes before up to 10.

Theme related objects can be taken in all the activities and functions.

**Montessori Apparatus-**

- Seguin Board- II






**My Activity Book:**  
Page Number 9 & 17











• Picture Book Reading					
<b>Learning Outcomes</b>					
<b>English</b> The children will be able to <ul style="list-style-type: none"> <li>Learn about different means of transport and identify several modern forms of transportation and decide the best option for specific situations.</li> <li>To use new words learnt.</li> <li>To read 3 letter words (CVC).</li> </ul>	<b>हिन्दी</b> छात्र उचित स्वर प्रवाह तथा हाव भाव के साथ <ul style="list-style-type: none"> <li>कविता वाचन में सक्षम होगा।</li> <li>वायु अनुरेखण और रेत अनुरेखण द्वारा फ, थ और छ अक्षरों की बनावट को पहचानना सीखेगा।</li> <li>दो अक्षर वाले शब्द पढ़ने व लिखने का प्रयास करेगा।</li> <li>यातायात और सावधानियों से सम्बंधित शब्दों को नियमित रूप से क्रियाओं द्वारा सक्रिय शब्दकोश में प्रयोग करना सीखेगा।</li> </ul>	<ul style="list-style-type: none"> <li>The children will be able to understand and draw patterns.</li> <li>The children will be able to solve problems using logical, analytical and reasoning skills.</li> <li>The child will be able to write numbers 1 to 50 independently and understand the quantity correlation with its number symbol from 1 to 20.</li> </ul>	<ul style="list-style-type: none"> <li>The child will be able to develop his/her fine motor skills and gross motor skills.</li> <li>The child will be able to gain strength and confidence in his/ her body movements.</li> <li>The child will be able to develop his/her critical thinking ability.</li> </ul>	<ul style="list-style-type: none"> <li>The child will be able to develop probing, analytical and reasoning skills. The child will develop the aptitude of learning by doing.</li> </ul>	<ul style="list-style-type: none"> <li>The child will be able to develop empathy, compassion, and love towards others.</li> <li>The child will imbibe humane qualities and grow up to be responsible adults</li> </ul>

- Let's Innovate and Create- Integrating Toy-Based Pedagogy**
- Children will make gliders with cloth pegs and paper.

## MONTH - DECEMBER 2023

### THEME – MOTHER EARTH

Language and Literacy (English and Hindi)		Math and Blocks	Gross & Fine Motor Skills/ Creative Expression	Science and Exploration	Values, Morals and Ethics (With due importance on Indian culture and rootedness)
<b>Language (English &amp; Hindi)</b> <ul style="list-style-type: none"> <li>Circle Time</li> <li>News of The Day</li> </ul> <b>English Rhyme Book:</b> <ul style="list-style-type: none"> <li>Mother Earth</li> <li>Around Me</li> <li>Seasons</li> </ul> 	<b>Literacy (English &amp; Hindi)</b> <b>Reading Readiness Activities</b> <ul style="list-style-type: none"> <li>Vocabulary : trees, plants, save, nature, clean, mountains, pollution, etc.</li> <li>Revision of three letter words with vowel a, e, i, o, u and related activities.</li> </ul> 	<ul style="list-style-type: none"> <li>Problem Solving 4-5-piece puzzle. Maze. Complete the patterns. Number Games.</li> <li>Pre number concept – Hot/Cold(temperature)with Objects, Pictures, worksheets.</li> <li>Shapes – Revision of Semicircle, Heart, Diamond &amp; Star.</li> <li>Oral Counting – 1 to 50.</li> <li>Correlation of numbers 1 – 40.</li> </ul>	<b>Fine Motor-</b> Use of Paper bag (paper bag making).   <b>Gross Motor-</b>	<ul style="list-style-type: none"> <li>Nature Walk</li> <li>From Shearing to Knitting : A Sheep's Story (Virtual Tour)</li> </ul>	<b>Sharing</b> <ul style="list-style-type: none"> <li>Shloka Chanting</li> <li>Story Narration and Enactment (Toy Based Pedagogy)</li> </ul>

<p><b>Story:</b> The Ant and the Dove</p>  <p><b>Hindi Rhyme Book –</b></p> <ul style="list-style-type: none"> <li>• चंदा मामा</li> <li>• खिलौने वाला</li> </ul>  <p><b>कहानी – मोची और बौने</b></p>  <p><b>Free Conversation-</b></p> <ul style="list-style-type: none"> <li>• Cleanliness &amp; Neatness (following a Hygiene regimenspecifically during winter season)</li> <li>• Conversation.</li> <li>• Show and tell - Things we use in winter season.</li> <li>• Rhyming game related to theme related words.</li> <li>• Reading of class library books.</li> <li>• Rhyming Games related to the theme.</li> <li>• Three four-line riddles created by the teachers based on theme-based words.</li> </ul> <p><b>Language Activity –</b> “I love Winters because.....(Speaking Skills)</p> <p>Picture Book Reading</p>	<ul style="list-style-type: none"> <li>• Read aloud stories</li> </ul> <p>Reading of four letter words with “a”. eg- hand, flag, etc.</p> <p>Each child to be encouraged for speaking short sentences in English.</p> <p><b>Writing Activities</b></p> <ul style="list-style-type: none"> <li>• Writing of three letter words with vowel a,e, i, o, u</li> <li>• Recapitulation of three letter wordsRelated worksheets</li> <li>• Exercises for Index Finger Spacing to be incorporated.</li> </ul> <p>For left to right directionality- Picture bookhandling &amp; reading.</p> <p><b>MONTESSORI APPARATUS-</b></p> <p>Movable Box Reading Boxes</p> <p><b>मौखिक ध्वनि विश्लेषण</b></p> <p>- भ, झ, च</p> <p><b>शब्दावली –</b> भालू, भिंडी, भुट्टा, भैंस, भूरा, झाड़ू, झंडा, झरना, झोपड़ी, झील, चाकू, चम्मच, चीकू, चमेली, चीनी इत्यादि।</p> <p><b>लिखित अभ्यास-</b> भ, झ, च</p> <ul style="list-style-type: none"> <li>• दो, तीन और चार अक्षर वाले शब्दों को पढ़ने और लिखने का अभ्यास कराया जायेगा।</li> <li>• चित्र पुस्तक से बच्चों को अक्षर ढूँढने का प्रयास कराया जाएगा।</li> </ul> <p><b>MONTESSORI APPARATUS</b></p> <ul style="list-style-type: none"> <li>• रेगी अक्षर</li> <li>• चल अक्षर माला</li> </ul>	<ul style="list-style-type: none"> <li>• Writing of numbers 1-50.</li> <li>• Back counting 20-1.</li> <li>• Concept of what comes before up to 20.</li> <li>• Recognition of Signs of + and =</li> </ul> <p>Theme related objects can be taken in all theactivities and functions.</p> <p><b>MONTESSORI APPARATUS-</b></p> <ul style="list-style-type: none"> <li>• Card &amp; Shells</li> <li>• Seguin Board I &amp; II</li> </ul>  	<p>Winter Vegetables (Relay Race)</p> <p><b>Creative Expression</b></p> <ul style="list-style-type: none"> <li>• Christmas Fun: Snowman Making</li> </ul>  <ul style="list-style-type: none"> <li>• <b>Pages from My Activity Book:</b> 13, 18 &amp; 20</li> <li>• Welcome to Santa (cleanliness drive in school campus).</li> </ul>	 <p style="text-align: center;">↓</p>  <ul style="list-style-type: none"> <li>• Scientific Experiment ‘ Law of Attraction’ – Activity showing Force of Gravity.</li> </ul> 	<ul style="list-style-type: none"> <li>• Free Hand drawing on ‘Save Earth’</li> </ul> 
<b>Learning Outcomes</b>					
<p><b>English</b></p> <ul style="list-style-type: none"> <li>• The children will be able to understand the importance and hence will learn ways</li> </ul>	<p><b>हिन्दी</b></p>	<ul style="list-style-type: none"> <li>• The children will be able to build procedural skill with counting numbers in order from 1 to 50.</li> </ul>	<ul style="list-style-type: none"> <li>• The child will be able to develop his/her fine motor skills and gross motor skills.</li> </ul>	<ul style="list-style-type: none"> <li>• The child will be able to develop probing, analytical and reasoning skills. The child will</li> </ul>	<ul style="list-style-type: none"> <li>• The child will be able to develop empathy, compassion, and love towards others.</li> </ul>

<p>to protect their home i.e. our Earth.</p> <ul style="list-style-type: none"> <li>• The child will be able to use new words learnt.</li> <li>• The child will be able to read 3 letter words (CVC).</li> <li>• • The children will be able to read four letter words with vowel 'a'.</li> </ul>	<ul style="list-style-type: none"> <li>• छात्र उचित स्वर प्रवाह तथा हाव भाव के साथ कविता वाचन में सक्षम होगा</li> <li>• बच्चा वायु अनुरेखण और रेत अनुरेखण द्वारा भ, झ और च अक्षरों की बनावट को पहचानना सीखेगा।</li> <li>• बच्चा चित्र पुस्तक से वर्णमाला के अक्षरों की आकृति और ध्वनि को पहचानने का प्रयास करेगा।</li> <li>• बच्चे भाषा कौशल के अनुप्रयोग और एकीकरण पर ध्यान केंद्रित करना सीखेंगे।</li> <li>• बच्चे ध्वनि- अक्षर संबंध को पहचान कर दो, तीन एवं चार अक्षर वाले शब्दों को पढ़ने व लिखने का अभ्यास करेंगे।</li> </ul>	<ul style="list-style-type: none"> <li>• The children will be able to correlate symbols with quantity from numbers 1 to40.</li> <li>• The children will be able to write numberswith proper formation.</li> <li>• The child will be able to develop his/her thinking skills and build problem-solving ability.</li> </ul>	<ul style="list-style-type: none"> <li>• The child will be able to gain strength and confidence in his/her body movements.</li> <li>• The child will be able to develop his/her critical thinking ability.</li> <li>• The children will be able to work collaboratively towards achieving cleanliness</li> </ul>	<p>develop the aptitude of learning by doing.</p>	<ul style="list-style-type: none"> <li>• The child will imbibe humane qualities and grow up to be responsible adults</li> <li>• The children will be able to familiarize themselves with the environment.</li> <li>• • The children will be able to show perseverance and commitment.</li> </ul>
---	---	---	--	---	--

• **Let's Innovate and Create- Integrating Toy-Based Pedagogy**













8 piece puzzle : Children to make a 8-piece puzzle with card board ,depicting winter season .

# DEPARTMENT: PRE PRIMARY

MONTH - JANUARY 2024

THEME – OUR HELPERS

CLASS: PRE PRIMARY

Language and Literacy (English and Hindi)		Math and Blocks	Gross & Fine Motor Skills/ Creative Expression	Science and Exploration	Values, Morals and Ethics (With due importance on Indian culture and rootedness)
<p><b>Language (English &amp; Hindi)</b></p> <ul style="list-style-type: none"> <li>Circle Time</li> <li>News of The Day</li> <li><b>English Rhyme Book:</b></li> <li>Hello! Mr. Helper</li> <li>Found a Peanut</li> <li>Going to the City</li> </ul>   <p><b>Story:</b> The Ant and the Dove</p>  <p><b>Hindi Rhyme Book –</b></p> <ul style="list-style-type: none"> <li>वीर सिपाही</li> <li>पी पी ड.र</li> <li>मेरी छोटी सी गुड़िया</li> </ul>  <p><b>कहानी –</b> मोची और बौने</p>  <p><b>Free Conversation-</b></p> <ul style="list-style-type: none"> <li>Conversation and discussion on Our Helpers specifically channelizing for the services /professions of our family members and role of neighbours and Domestic &amp; School helpers.</li> <li>Show and tell</li> <li>Talk on objects we use as our helpers including Technology - computer, mobile phone.</li> <li>Rhyming Games on theme related words.</li> </ul>	<p><b>Literacy (English &amp; Hindi)</b></p> <p><b>Reading Readiness Activities</b></p> <ul style="list-style-type: none"> <li>Vocabulary- guard, helpers, help, whistle, broom, tools, helpers at home &amp; school, computer, mouse, keyboard, monitor, video, audio, teacher, doctor</li> <li>Reading of simple sentences and sight words already covered.</li> <li>Read aloud stories: Reading of four letter words with “i”. e.g.- trim, flip, etc</li> </ul>  <p>Each child to be encouraged for speaking short sentences in English.</p> <p><b>Writing Activities</b></p> <ul style="list-style-type: none"> <li>Writing of simple sentences using mixed vowels and sight words</li> <li>Related worksheets</li> <li>Exercises for Index Finger Spacing.</li> </ul> <p><b>MONTESSORI APPARATUS-</b> Movable Box Reading Boxes</p> <p><b>मौखिक ध्वनि विश्लेषण</b> - ज, श, ष</p> <p><b>शब्दावली</b> - जहाज, जग, जीभ, जूता, जलेबी, शलगर्म, शीशा, शाल, शरबत, षट्कोण इत्यादि</p> <p><b>लिखित अभ्यास- ज, श, ष</b></p> <ul style="list-style-type: none"> <li>दो, तीन एवं चार अक्षर वाले शब्दों को पढ़ने और लिखने का अभ्यास कराया जायेगा ।</li> </ul>	<p><b>Problem Solving</b></p> <ul style="list-style-type: none"> <li>Problem Solving 4-5-piece puzzle.</li> <li>Maze.</li> <li>Complete the patterns.</li> <li>Number Games.</li> <li>Pre number concept – Thick / Thin with Objects, Pictures, worksheets.</li> <li>Shape – Cone.</li> <li>- Showing concrete objects in the environment.</li> <li>- Cutting &amp; pasting of Cone.</li> <li>- Drawing of pictures with Cone.</li> <li>- Clay Modelling eg. making of things with cone.</li> <li>Correlation of numbers 1 –20.</li> <li>Writing of numbers 1-50.</li> <li>Back counting 20-1</li> <li>Single line addition from 1 to 9</li> </ul> <p>Theme related objects can be taken in all the activities and functions.</p> <p><b>MONTESSORI APPARATUS-</b></p> <ul style="list-style-type: none"> <li>Seguin Board- II</li> </ul> 	<p><b>Fine Motor-</b> Collage making for different parts of a computer system.</p>  <p><b>Gross Motor-</b> Mock drill- social game for prevention from fire or Earth quake.</p> <p><b>Creative Expression</b> Fashion show-on community helpers. Pretend play (Teacher will make a setup of a restaurant and kids will do the role play of the staff. Same thing can be done with other community services and technology (as a helper to be catered to).</p> <p><b>Pages from My Activity Book:</b> 22</p> <p><b>Festivals and Special Days:</b></p> <ul style="list-style-type: none"> <li>* Special Assembly</li> <li>Republic Day</li> </ul> 	<ul style="list-style-type: none"> <li>Astronomy – ‘Ek Kadam Antriksh Ki Aur’ (Spacecraft making)</li> </ul>  <ul style="list-style-type: none"> <li>BSA: * ‘My India, My Pride’ Patriotic Song Rendition</li> </ul> 	<p><b>Gratitude and Respect for Nation</b></p> <ul style="list-style-type: none"> <li>Shloka Chanting</li> <li>Story Narration and Enactment (Toy Based Pedagogy)</li> <li>Role Play – National Leaders of India.</li> </ul> 



<ul style="list-style-type: none"> <li>Bridging the gap activities to be conducted for smooth transition from PP II to Class I.</li> </ul> <p><b>Language Activity – “Thank you Dear Helpers”</b></p>	<ul style="list-style-type: none"> <li>शब्दों को पूरा करने का अभ्यास कराया जाएगा ।</li> </ul> <p><b>MONTESSORI APPARATUS</b></p> <ul style="list-style-type: none"> <li>रेगी अक्षर</li> </ul>				
<b>Learning Outcomes</b>					
<p><b>English</b></p> <ul style="list-style-type: none"> <li>The child will be able to know about different community helpers, their invaluable role in our lives and imbibing the value of helping others</li> <li>The child will be able to use new words learnt.</li> <li>The child will be able to read and write short sentences with three and four letter words.</li> </ul>	<p><b>हिन्दी</b></p> <p>छात्र उचित स्वर प्रवाह तथा हाव भाव के साथ</p> <ul style="list-style-type: none"> <li>कविता वाचन में सक्षम होगा ।</li> <li>बच्चा अपनी कल्पना से कहानी बुनने का प्रयास करेगा।</li> <li>बच्चा चित्र पुस्तक से वर्णमाला के अक्षरों की आकृति और ध्वनि को पहचानने का प्रयास करेगा ।</li> </ul>	<ul style="list-style-type: none"> <li>The child will be able to draw/ count/ pick objects for the given number.</li> <li>The child will be able to write numbers with proper formation.</li> <li>The child will be able to solve problems using logical, analytical and reasoning skills.</li> <li>The child will be able to develop his/her thinking skills and build problem-solving ability</li> <li>The child will be able to write numbers 1 to 50 independently and understand the quantity correlation with its number symbol from 1 to 20.</li> </ul>	<ul style="list-style-type: none"> <li>The child will be able to know about the precautions that need to be taken in case of disasters like an earthquake, flood and fire.</li> <li>The child will be able to value the role of people who help us like firefighters, doctors, nurses, police etc.</li> <li>The child will be able to enhance his/ her speaking skills and understand the important people in our society.</li> </ul>	<ul style="list-style-type: none"> <li>The child will be able to develop probing, analytical and reasoning skills. The child will develop the aptitude of learning by doing.</li> </ul>	<ul style="list-style-type: none"> <li>The child will be able to develop empathy and love towards all living creatures.</li> <li>The child will imbibe humane qualities and grow up to be responsible adult</li> <li>The child will be able to develop compassion towards our country.</li> </ul>












- Let’s Innovate and Create- Integrating Toy-Based Pedagogy**

- Paper Bag Puppet

Children to make a paper bag puppet depicting people who help us and speak a few lines about the same.

- Festivals: Republic Day**

**MONTH – FEBRUARY 2024**  
**THEME - PLANTS & AIR (GREEN HABITS)**

Language and Literacy (English and Hindi)		Math and Blocks	Gross & Fine Motor Skills/ Creative Expression	Science and Exploration	Values, Morals and Ethics (With due importance on Indian culture and rootedness)
Language (English & Hindi)	Literacy (English & Hindi)				
<ul style="list-style-type: none"> <li>Circle Time</li> <li>News of The Day</li> </ul> <p><b>English Rhyme Book:</b></p> <ul style="list-style-type: none"> <li>Out in the Garden</li> <li>The Mulberry Bush</li> </ul>  <p><b>Story:</b> Jack and the Bean Stalk</p>  <p><b>Hindi Rhyme Book –</b></p> <ul style="list-style-type: none"> <li>हवा कैसे खाई</li> <li>गाजर का पौधा</li> <li>चना कैसे बोया</li> </ul>  <p><b>कहानी – सूरज और हवा</b></p>  <ul style="list-style-type: none"> <li><b>Alphabet Box:</b> Pick an alphabet from the box and initiate a conversation on the same.</li> <li><b>Seed Exploration:</b> Allow children to examine different types of seeds, discussing their sizes, shapes, and colors. Let them touch and feel the seeds, fostering curiosity.</li> <li><b>Planting Seeds:</b> Provide small pots, soil, and seeds suitable for quick germination, like bean or sunflower seeds. Let each</li> </ul>	<p><b>Reading Readiness Activities</b></p> <ul style="list-style-type: none"> <li>Vocabulary – plant, air, soil, seed, germination, gardening, roots, stem, branch, trunk, pollution, clean, and breathing etc.</li> <li>Reading aloud four-letter words</li> </ul> <p>Like: sand, band, hand, land Tall, ball, fall, mall Cook, book, look, hook Fish, dish, wish, ship, Shop, sheep, duck, jump, Pump, hump, lump etc.</p>  <ul style="list-style-type: none"> <li>Alphabet Stories and rhymes to introduce the letters.</li> <li>Related vocabulary with each consonant – sun, soap, jeep, jelly etc.</li> <li>Reading simple sentences with 2, 3 and 4-letter words</li> </ul> <p>Each child will be encouraged for speaking short sentences in English.</p> <p><b>Writing Activities</b></p> <ul style="list-style-type: none"> <li>Four letter words.</li> <li>Related worksheets</li> </ul> <p><b>MONTESSORI APPARATUS-</b> Movable Box Reading Boxes</p> <p><b>मौखिक ध्वनि विश्लेषण</b></p> <ul style="list-style-type: none"> <li>सभी स्वरों एवं व्यंजनों की पुनरावृत्ति  </li> </ul>	<p><b>Revision of all the concepts covered in the session.</b></p> <p><b>CONCEPT</b> Single line addition</p> <p><b>MONTESSORI APPARATUS</b> Addition Box*</p>	<p><b>Fine Motor-</b></p> <ul style="list-style-type: none"> <li>Blow painting with the help of straw.</li> <li>Hand fan making using craft material.</li> </ul>   <p><b>Gross Motor</b> Flower race.</p>  <p><b>Creative expression</b> Story Dramatization on three little pigs to understand the concept of air.</p>  <p><b>My Activity Book-</b> 14,22</p> <p><b>Let's Innovate and Create-</b> Integrating Toy-Based Pedagogy Game: Children will arrange the picture cards of steps of Germination. (Group Activity)</p>	<ul style="list-style-type: none"> <li>Nature Walk</li> <li>Observation of Leaf Veins using Magnifying glass.</li> <li>Growth of Small Plants using Magnifying glass.</li> </ul> <p><b>Scientific Temperament:</b> Air Experiments- Air occupies space</p> 	<p>Green Habits-</p> <ul style="list-style-type: none"> <li>Watering Plants</li> <li>Cleaning the garden</li> </ul> <ul style="list-style-type: none"> <li>Shloka Chanting</li> </ul> 

<p>child plant their own seed and care for it as it grows.</p> <ul style="list-style-type: none"> <li>• Bridging activities to be conducted for a smooth transition from PP I to PP II</li> </ul> <p>Three four-line riddles created by the teachers based on theme-based words.</p> <p><b>Language Activity – “I love to...(Show and Tell)</b></p>	<ul style="list-style-type: none"> <li>• दो, तीन, तथा चार अक्षर वाले शब्दों का पठन  </li> </ul> <p><b>शब्दावली –</b> पौधा, हवा, प्रदूषण, बीज, जड़, तना इत्यादि ।</p> <p><b>लिखित अभ्यास-</b></p> <ul style="list-style-type: none"> <li>• सभी स्वरों एवं व्यंजनों का लिखित अभ्यास  </li> <li>• दो, तीन, तथा चार अक्षर वाले शब्दों का लिखित अभ्यास  </li> <li>• चित्र पुस्तक से बच्चों को शब्द ढूँढने का प्रयास कराया जाएगा ।</li> </ul> <p><b>MONTESSORI APPARATUS</b></p> <ul style="list-style-type: none"> <li>● रेगी अक्षर</li> <li>● चल अक्षर माला</li> <li>● मात्रा पेटी</li> </ul>				
---	---	--	--	--	--




## Learning Outcomes

<p><b>English</b></p> <p>The child will be able to name parts of a plant.</p> <ul style="list-style-type: none"> <li>• Know about the process of germination.</li> <li>• Know the ways to prevent air pollution.</li> <li>• The child will be able to read four-letter words.</li> </ul>	<p><b>हिन्दी</b></p> <ul style="list-style-type: none"> <li>• छात्र उचित स्वर प्रवाह तथा हाव भाव के साथ कविता वाचन में सक्षम होगा ।</li> <li>• बच्चा दो, तीन तथा चार अक्षर के शब्द बनाने में सक्षम होगा ।</li> </ul>	<ul style="list-style-type: none"> <li>• The children will be able to draw/count/pick objects for the given number.</li> <li>• The children will be able to develop problem-solving skills</li> <li>• The children will be able to draw various objects based on different shapes.</li> </ul>	<ul style="list-style-type: none"> <li>• The children will be able to work collaboratively towards uplifting Green Habits</li> <li>• The children will be able to enhance their logical thinking skills.</li> </ul>	<ul style="list-style-type: none"> <li>• The child will be able to develop probing, analytical and reasoning skills. The child will develop the aptitude of learning by doing.</li> <li>• The children will be able to understand the properties of air</li> </ul>	<ul style="list-style-type: none"> <li>• The child will be able to develop compassion and love towards Mother Nature.</li> <li>• The child will imbibe humane qualities and grow up to be a responsible adult</li> </ul>
--	--	---	---	--	--

- **Let’s Innovate and Create- Integrating Toy-Based Pedagogy**
- Children will make a Hand Fan using Craft material.
- Children will arrange the picture cards of the steps of Germination. (Group Activity)
  
- **Project-Based Learning: “Road Across the Universe” from 13.02.2024 to 15.02.2024**

# MONTH - MARCH 2023

## THEME – MY SCHOOL

Language and Literacy (English and Hindi)		Math and Blocks	Gross & Fine Motor Skills/ Creative Expression	Science and Exploration	Values, Morals and Ethics (With due importance on Indian culture and rootedness)
Language (English & Hindi & Hindi)	Literacy (English & Hindi)				
<ul style="list-style-type: none"> <li>• Circle Time</li> <li>• News of The Day</li> </ul> <p><b>English Rhyme Book:</b></p> <ul style="list-style-type: none"> <li>• School Song</li> </ul> <p><b>Story:</b> The Ant and the Dove</p>  <p><b>Hindi Rhyme Book –</b></p> <ul style="list-style-type: none"> <li>• हे नमन बाल भारती को</li> </ul>  <p><b>कहानी – मोची और बौने</b></p>  <p><b>Free Conversation-</b></p> <ul style="list-style-type: none"> <li>• Conversation and discussion on School, TeacherFriends.</li> <li>• Each child to be encouraged for speaking about Bal Bharati Parivaar and the features of the school she/he identifies with.</li> <li>• <b>Role Play-</b> My teacher, My Friend</li> <li>• <b>Sound Discrimination</b> Children will be made to identify and discriminate</li> </ul>	<ul style="list-style-type: none"> <li>• <b>Vocabulary</b> : building, school, medical room, classroom, swings, library, playground, garden, corridor, swimming pool</li> </ul> <p>Revision - Reading and Writing sentences with three and four letter words along with sight words</p> <p><b>MONTESSORI APPARATUS-</b> Reading Boxes</p> <p><b>मौखिक ध्वनि विश्लेषण</b></p> <ul style="list-style-type: none"> <li>• क - ह ( क्रम से लिखने का अभ्यास)</li> <li>• पुस्तक से वाक्य पढ़ने का अभ्यास कराया जायेगा।</li> <li>• पुनरावृत्ति</li> </ul> <p><b>MONTESSORI APPARATUS</b></p> <ul style="list-style-type: none"> <li>• चल अक्षर माला</li> </ul>	<p><b>Revision</b> <b>MONTESSORI APPARATUS-</b></p> <ul style="list-style-type: none"> <li>• Addition Box</li> </ul>	<p><b>Fine Motor-</b> I can Write (Calligraphy Activities)</p> <p><b>Gross Motor-</b> Words sound race (practice word sounds and get the kid moving Hindi/English, Jumping to 50.</p> <p><b>Creative Expression</b></p> <ul style="list-style-type: none"> <li>• Let's go natural : Making Organic Colours using natural products</li> <li>• <b>Pages from My Activity Book:</b> 23 &amp; 24</li> </ul>	<ul style="list-style-type: none"> <li>• Nature Walk</li> <li>• Outdoor Activity : My School Tour</li> <li>• Scientific Experiment "Magic of Colours : From Primary Colours to Secondary Colours"</li> </ul>	<p style="text-align: center;"><b>Sharing</b></p> <ul style="list-style-type: none"> <li>• Shloka Chanting</li> <li>• Story Narration and Enactment (Toy Based Pedagogy)</li> <li>• Free Hand drawing on 'My School'</li> </ul>

<p>sound of three-four people from their school environment.</p> <p><b>Language Activity –</b> “Memories Etched.....(Speaking Skills)</p> <p>Picture Book Reading</p>					
<b>Learning Outcomes</b>					
<p><b>English</b></p> <ul style="list-style-type: none"> <li>The children will be able to know about their school and develop a positive approach towards learning.</li> </ul>	<p><b>English</b></p> <ul style="list-style-type: none"> <li>The children will be able to read and write simple sentences using three and four letter words.</li> </ul> <p><b>हिन्दी</b></p> <ul style="list-style-type: none"> <li>छात्र उचित स्वर प्रवाह तथा हाव भाव के साथ कविता वाचन में सक्षम होगा</li> <li>बच्चे हिन्दी वर्णमाला के अक्षरों की आकृति व ध्वनि को पहचानकर उन्हें लिखने व पढ़ने का अभ्यास करेंगे।</li> <li>बच्चे ध्वनि- अक्षर संबंध को पहचान कर दो, तीन एवं चार अक्षर वाले शब्दों को पढ़ने व लिखने का अभ्यास करेंगे।</li> </ul>	<ul style="list-style-type: none"> <li>The children will be able to write numbers with proper formation.</li> <li>The children will be able to draw/count/pick objects for the given number.</li> <li>The child will be able to develop his/her thinking skills and build problem-solving ability.</li> </ul>	<ul style="list-style-type: none"> <li>The child will be able to develop his/her fine motor skills and gross motor skills.</li> <li>The child will be able to gain strength and confidence in his/her body movements.</li> <li>The child will be able to develop his/her critical thinking ability.</li> <li>The children will be able to work collaboratively towards achieving cleanliness.</li> </ul>	<ul style="list-style-type: none"> <li>The child will be able to develop probing, analytical and reasoning skills. The child will develop the aptitude of learning by doing.</li> </ul>	<ul style="list-style-type: none"> <li>The children will be able to increase his/her awareness about the school.</li> </ul>

• **Let's Innovate and Create- Integrating Toy-Based Pedagogy**

Sock Teddy Bear Children to make a Teddy Bear using coloured socks and use it as a character in story narration.