

CLASS II
SYLLABUS YEAR-(2023-2024)

ENGLISH

TEXTBOOKS:

1. My New Canvas-2 (MNC)
2. Climb with Cornerstone: Grammar and composition skills- 2 (CS)

MONTH	No. of Days	COURSE CONTENT	ACTIVITY/PROJECT	LEARNING OUTCOMES
<u>TERM- I (APRIL TO SEPTEMBER)</u>				
April	17	MNC L-1. Rinsy Packs the Picnic Basket L-2 The Chair Ch-1 Vowels and consonants Ch- 4 Nouns: Common and proper nouns (Naming Words) <i>People Who Help us (Pg 20)</i>	<ul style="list-style-type: none"> • L-1. Rinsy Packs the Picnic Basket PPT • Students will make a list of healthy food items they will take on a picnic. (Integrated with Environmental Studies) • L-2 The Chair-1 PPT, L-2 The Chair-2 PPT • Reading: Story weaver: Picnic on Grass https://storyweaver.org.in/stories/336656-picnic-on-grass • Opera Vowel Song • Game: Name, Place, Animal and Thing • LINK. https://www.youtube.com/watch?v=xLYEBrBlfdU (Naming Words) 	<ul style="list-style-type: none"> • ECL1 5.7, ECL1 5.2,ECL2 5.4,HW 5.13 B,ECL2 5.7,ECL2 5.6* • Based on the story ‘Rinsy Packs the Picnic Basket’ children respond to comprehension questions related to the story. • Learners will be able to name familiar objects seen in the picture. • Responds to comprehension questions related to the story. • Learners will be able to identify and list healthy food items. • Learners will develop reading skills. • Learners will be able to name people, places, animals and things. • Learners will be able to categorize naming words as common and proper.
May	09	MNC L-3. Full Moon (poem) (Speaking- Activity Based)	<ul style="list-style-type: none"> • Recitation of the poem Full Moon • First Step on the Moon: https://youtu.be/cwZb2mqId0A • Art-integrated-Students will draw a moon and paste cotton to depict impact craters (Cracks) 	<ul style="list-style-type: none"> • ECL1 5.3 a,ECL1 5.6,ECL 5.5 b,ECL1 5.5c,ECL2 5.7,ECL1 5.5b* • Learners will be able to decipher audio/visual cues of teacher and peer

		<p>CS Ch-8 Pronouns <i>Opposites</i> Ch- 9 More on Pronouns.</p>	<ul style="list-style-type: none"> • Speaking: Asking Moon Curious questions. Students will ask Moon questions like the speaker of the poem. • Reading: Baby Giraffe and the sun https://literacycloud.org/stories/610-baby-giraffe-and-the-sun/ • Classroom Jigsaw and opposites- Students will be given one word of an opposite pair and they will find out the partner opposite. • Pronoun Frame: Draw a family picture, name the members, and then assign the correct pronoun. 	<p>and perform in unison, thereby echoing the motions, rhythm, and the melody.</p> <ul style="list-style-type: none"> • Learners will be able to develop understanding of physical appearance of the moon. • Learners will be able to witness the first human step on the moon. • Learners will be able to work in pairs to identify the opposite pairs. • Learner will be able to associate family members with the appropriate pronouns. • Learners will develop reading skills. • Learners will be able to form and ask creative questions.
July	21	<p>MNC L-4. My Friend Somu (Activity Based)</p> <p>L-5. The Rainbow (poem)</p> <p>CS Ch- 14 A, an, the <i>Matching Fun (Pg. 69)</i> Ch-15 Verbs (Doing words /Verbs) Ch-17 More about verbs <i>Poem fun and time (Pg.80 and 82)</i></p>	<ul style="list-style-type: none"> • L-4. My Friend Somu-1 PPT, L-4. My Friend Somu-2 PPT • Circle Time-Set a plant in a corner of the class, where children are sure to notice it. Begin a conversation about plants. Name the different parts of a plant. Ask children if they know how to take care of a plant so it will grow and be healthy. • Plant song: https://youtu.be/Ep9_94G_k-s • Reading: Storyweaver: Goby's Noisy Best Friend:https://storyweaver.org.in/stories/26391-goby-s-noisy-best-friend • The Rainbow (poem)-PPT • Dumb Charades: Acting out a verb and identifying the verb. • LINK (ACTION WORDS)https://www.youtube.com/watch?v=8NcOg6sI46U • Conjugation Station: Setting the students as trains with conductor and caboose. All students will read the noun or pronoun written on the board and then 	<ul style="list-style-type: none"> • ECL1 5.5b,IL 5.1,HW 5.2,ECL2 5.2,ECL2 5.7,HW 5.17,HW5.4,HW 5.11* • Based on the chapter 'My Friend Somu', children acquire the skill of nurturing plants. • Learners will be able to observe the plants and begin a group discussion. • Learners will be able to identify ways to nurture the plants. • Learners will be able to recite the song/poem with rhythm and expressions. • Learners will develop reading skills. • Learner will be able to integrate theatrics in class while learning verbs. • Learners will be able to identify their everyday actions as verbs. • Learners will be able to work in a team to conjugate the verb.

			<p>conductor will be given a verb (whispered in the ear), as it is passed to the last student. The last student in the line determines how to correctly conjugate the verb according to the noun or pronoun they've been told.</p>	<ul style="list-style-type: none"> Learners will be able to learn collaboratively.
August	21	<p>MNC L-5. The Rainbow (poem) (contd.)</p> <p>L-6. Walnuts and Pumpkins</p> <p>CS Ch-19 has, have, had. <i>Comic corner</i> Ch- 20 What is happening (-ing words) <i>Animal sounds</i> Ch-21 Some -ly words</p>	<ul style="list-style-type: none"> Drawing a rainbow and understanding the order of the colours. Reading: Magical Rainbow River https://storyweaver.org.in/stories/50160-magical-rainbow-river I Spy Sensory Bag: (Group Activity)- Students will form -ing sentences using the verbs drawn out of the bag. Speaking: Students will share their experience when they first saw a rainbow. 	<ul style="list-style-type: none"> ECL2 5.2,ECL1 5.6,HW 5.18 a and b,ECL1 5.5 a,ECL 5.11,ECL2 5.6,ECL 15.8* Sings rhyme 'The Rainbow' with action, voice modulation and expressions. Learners will be able to understand the order of colours of Rainbow through Art integrated activity. Read aloud the story 'Walnuts and Pumpkins' with correct pronunciation, diction/intonation. Learners will be able to work in a group. Learners will be able to share their experience through speaking activity. Learners will use has/have/had in their daily life conversations. Understands use of helping verbs like is/am/are/has/have/had.

September	19	<p>MNC L-7. The Pigeon Party (poem)</p> <p>L-8. Ten Ways to Celebrate Your Pet's Birthday (Activity Based)</p> <p>CS Ch-18 It happened before (-ed words) Ch-16 Am, is, are, was, were. <i>The fox and the turtle</i></p>	<ul style="list-style-type: none"> ● Reading: Story weaver- Polly the Pet Parrot: https://storyweaver.org.in/stories/64893-polly-the-pet-parrot ● L-8. Ten Ways to Celebrate Your Pet's Birthday - PPT ● Speaking: Role Play (Greeting friends at your birthday party.) ● Listening: Students will watch the following video representing birthday celebrations in different countries around the world and answer the questions related to the story. https://youtu.be/7jrTgtX8q9k ● Writing Activity: "How I will celebrate my birthday". Students will try to write a few lines on the above given topic using the new words learnt. ● LINK :https://www.youtube.com/watch?v=71hqRT9U0wg Listen to the song and dance to the beats with your family as a part of the celebration. ● https://heyzine.com/flip-book/b7ef817ba2.html#page/4 (-ed words graphic novel) 	<ul style="list-style-type: none"> ● ECL2 5.4,ECL 15.6,HW 5.17,ECL2 5.7,ECL 15.8* ● Based on the story 'Ten ways to Celebrate Your Pet's Birthday', children respond to comprehension questions related to the story and poem. ● Learners will develop reading skills. ● Identifies characters, and sequence of events in the story. ● Communicate in the form of discussions and role play regarding birthday celebrations of family members. ● Learners will be able to listen and respond to the questions. ● Learners will be able to write a few sentences. ● Uses the new words in daily conversation, composes and writes simple, short sentences.
<u>TERM- II (OCTOBER TO MARCH)</u>				
October	20	<p>MNC L-9 Santa's Christmas</p>	<ul style="list-style-type: none"> ● L-9 Santa's Christmas-1 PPT, L-9 Santa's Christmas-2 PPT ● Reading: Where is my Christmas?https://storyweaver.org.in/stories/236558-where-is-my-christmas-present ● Listening: LINK: https://youtu.be/3BNq2EP6U90 Listen to the story and sum up the story in 5 sentences. ● Writing: Students will write 10 words related 	<ul style="list-style-type: none"> ● ECL2 5.4,ECL2 5.15,ECL 15.6,ECL1 5.3a,ECL2 5.6,HW 5.17* ● Responds to comprehension questions related to the story Santa's Christmas. ● Composes and writes simple, short sentences on Christmas Celebration and joy of sharing. ● Identifies characters, and sequence of events in a story.

		<p>CS Ch-2 The sentence Ch-3 Capital letters, full stops, and question marks. <i>Poem fun, Aditi's Family, The Squirrel (Pg. 11-14)</i> <i>Polite words (Pg. 44)</i></p>	<p>Christmas. (Recalling the Vocabulary)</p> <ul style="list-style-type: none"> ● Skit: Students in groups will prepare, practice, and present the skit based on scenarios. Students will use learned polite words in their presentation. ● <i>Polite words</i> https://youtu.be/KSt1yGziFiQ 	<ul style="list-style-type: none"> ● Learners will be able to listen to a story and sum it up in their own words. ● Learners will be able to build Christmas vocabulary. ● Communicate in the form of discussions and role play regarding polite words.
17	<p>MNC L-10. My Dog Ate My Homework (poem) L-11. Ant and the Grasshopper (Activity Based) CS Ch-10 Adjectives. <i>Positive and negative sentences. (Activity Based)</i></p>	<ul style="list-style-type: none"> ● L-10. My Dog Ate My Homework PPT ● My Dog Ate My Homework (poem)- Recitation ● L-11. Ant and the Grasshopper-PPT ● Writing: Define any 10 objects present in the classroom. (Adjective.) ● Adjective Alien-Drawing a figure using adjectives. ● Group theatre activity: Students will enact the story of Ant and the Grasshopper ● I say, you do not say- Students will practice Positive and negative sentences during the classroom discussion. 	<ul style="list-style-type: none"> ● ECL2 5.2,IL 5.3 a and b,,HW 5.4,HW 5.11* ● Sings rhyme 'My Dog Ate My Homework' with action, voice modulation and expressions. ● Identifies the qualities of objects and expresses them. ● Learner will be able to observe the objects present around them and describe them. ● Learners will be able to follow the instructions and draw the "Adjective Alien". ● Learners will be able to work in teams and practice positive and negative sentences. 	

December	20	<p>MNC L-12. Here Comes Piku L-13. Maggi Eats Only O's (Activity Based)</p> <p>CS Ch-11 Comparisons Ch-12 More about adjectives <i>Animals Homes</i> Ch 25 Question Words</p>	<ul style="list-style-type: none"> ● L-12. Here Comes Piku PPT ● Reading: Playing with Breakfast: - https://storyweaver.org.in/stories/148761-playing-with-breakfast ● Students will make a dictionary using food related words eat, swallow etc. ● Comparative Chain Game: Students will form a chain and say comparative adjectives from one end to the other. (Vocabulary building) ● LINK: https://www.youtube.com/watch?v=Ww4C71AWDWk (WH..FAMILYWORDS) 	<ul style="list-style-type: none"> ● ECL1 5.5 c,ECL2 5.11,HW 5.13b,IL 5.3 b,ECL 5.1* ● Read aloud the story <i>Here Comes Piku</i> and <i>Maggi Eats Only Os</i> with proper pronunciation, diction, intonation. ● Learners will be able to use the new words in daily conversation. ● Learners will be able to identify words related to food and compile them in alphabetical order. ● Learners will be able to change verbs to comparative degree. ● Learners will be able to learn question words and use them in their daily conversation.
January	12	<p>MNC L-13. Maggi Eats Only O's (contd.) L-14. Why Dogs Chase Cars? (Activity Based)</p> <p>CS Ch-24 Asking Questions Ch- 25 Question Words (Activity Based) Ch- 23 And, or, but <i>The cave that talked</i></p>	<ul style="list-style-type: none"> ● Healthy Lunch Day ● L-14. Why Dogs Chase Cars? PPT ● Question Toss- Answer ball will be tossed to the students and students will toss it back after giving the question to the answer. 	<ul style="list-style-type: none"> ● ECL1 5.5c,ECL2 5.1,HW 5.13 b,ECL 15.8* ● Learners will be able to read aloud with correct pronunciation, diction and intonation. ● Learners will be able to use new words in daily conversation. ● Learners will be able to participate in group lunch and share their thoughts on healthy meals. ● Learners will be able to form questions.
February	21	<p>MNC L-15. Banku Bear and His Fear (poem)</p>	<ul style="list-style-type: none"> ● L-15. Banku Bear and His Fear PPT ● Reading: Storyweaver- Diu Reads Books (Drop everything and Read) https://storyweaver.org.in/stories/35714-diu-reads-books 	<ul style="list-style-type: none"> ● IL 5.3b,ECL2 5.2,ECL 15.5a,HW 5.4* ● Learner will be able to learn about homophones and differentiate between them.

		<p>CS Ch-22 Prepositions Ch-7 Miss Daisy's Desk <i>My House and My Neighbourhood</i> (Pg. 33)</p>	<ul style="list-style-type: none"> ● Speaking: https://youtu.be/HMo9BBAmz3c- Listen to the song and recite the same in the class with actions and expressions. (Recitation) ● Grand Design- Students will imagine that they have won a big lottery and they can now design their own home. Students in pair will describe their rooms to the class. 	<ul style="list-style-type: none"> ● Learners will be able to sing <i>Banku Bear and his Fear</i> with actions, voice modulation and expressions. ● Learners will be able to read aloud with correct pronunciation, diction and intonation. ● Learners will be engaged in planning, designing through Grand Design Activity. ● Learners will be able to speak and describe their designs to the class.
March	18	<p>REVISION CS Ch- 5 One and many Ch-6 Nouns: Male and Female Ch-13 Near and Far <i>Letter Writing</i> (Only for practice) <i>Spellings</i> (Only for practice)</p>	<ul style="list-style-type: none"> ● Post it: Students will write a letter to one of the family members. ● Spell bee Contest 	<ul style="list-style-type: none"> ● ECL2 5.7,ECL2 5.15* ● Recall and recapitulate the concepts learnt before. ● Learners will be able to build vocabulary via the Spell Bee contest. ● Learners will be able to write a small letter to their family members.

हिंदी

पाठ्यपुस्तक:

नई आशाएँ हिंदी पाठमाला -2 (पी- पी पब्लिकेशंस)

माह	दिनों की संख्या	पाठ्यक्रम सामग्री	गतिविधियाँ / परियोजना कार्य	शिक्षण की सम्प्राप्तियाँ
कार्यकाल- I (अप्रैल से सितंबर)				
अप्रैल	17	मात्राओं की पुनरावृत्ति अ: की मात्रा संयुक्त व्यंजन संयुक्त अक्षर र -रेफ व र -पदेन नुक्ता (.)ओं पाठ 1 - हुआ सवेरा(कविता)	<ul style="list-style-type: none"> ● कविता वाचन- हुआ सवेरा ● स्वस्थ जीवन शैली - चर्चा परिचर्चा ● चित्र बनाओ - प्रकृति प्रेम <p>chandrabinu ki matra चंद्रबिंदु की मात्रा chandrabinu wale shabd Raf aur paden -रेफ और पदेन Chalo Exercise Karo Hindi Rhymes for Children Infobells</p> <p>प्रस्तावित गतिविधि</p> <p>छात्र प्राकृतिक सौंदर्य से सम्बंधित चित्र अपनी अभ्यास पुस्तिका में बनाएंगे और चित्र में बनी वस्तुओं जैसे पेड़, बादल, पहाड़, झरना आदि के नाम लिखेंगे।</p>	<ul style="list-style-type: none"> ● HW 5.17, HW 5.5 ECL 1 5.3a* ● स्तरानुरूप पाठ्य सामग्री में रूचि उत्पन्न करना ● निर्देशों का पालन करना ● कविता का हाव भाव के साथ प्रदर्शन ● विचारों की स्वतंत्र अभिव्यक्ति ● सौंदर्य बोध ● कलात्मक अभिव्यक्ति
मई	09	पाठ 2 - चिड़िया और हाथी (गतिविधि आधारित) पाठ 15-हाथी (गद्य) (संयोजित) (गतिविधि आधारित)	<ul style="list-style-type: none"> ● ओरिगामी - चिड़िया और हाथी ● पशु पक्षियों पर जानकारी ● पशु पक्षियों की आवाज़ पहचानना ● कविता वाचन - हाथी चल्लम चल्लम Haathee Challam Challam Class 1 Hindi NCERT/CBSE From Kids Be Smart Eguides 	<ul style="list-style-type: none"> ● HW 5.2,HW 5.12,ECL 1 5.2* ● तर्कपूर्ण चिंतन करना तथा प्रश्नों के उत्तर देना ● मित्रता का महत्व समझना ● निर्देशों का पालन करना ● पशु प्रेम ● पर्यावरण जागरूकता

			<p>प्रस्तावित गतिविधि</p> <p>(छात्र origami कला द्वारा चिड़िया व हाथी का निर्माण करके उसे कठपुतली के समान कक्षा में दिखाएंगे तथा पक्षियों के विषय में जानकारी साझा करेंगे।</p>	
जुलाई	21	<p>पाठ 3- निराली का फैसला</p> <p>पाठ4 - सौरी मम्मी (गतिविधि आधारित)</p>	<ul style="list-style-type: none"> ● विभिन्न काम करने वालों की सूची बनाना ● स्वास्थ्य के लिए गुणकारी खाने की वस्तुएँ पहचानना ● कागज़ की चरखी बनाना ● विभिन्न संज्ञाओं के चित्र देखकर नाम लिखना ● पौष्टिक आहार और जंक फूड - चरित्र मंचन <p>Eat Healthy Live Healthy (अच्छा खाएं स्वस्थ रहें) Kids Hindi Song by Aadi and Friends</p> <p>On Right Time - ठीक समय पर class-1</p> <p>Panchatantra Tales in Hindi - Samay Ka Mahatva - Animated Story for Kids Moral Story (Kahani)</p> <p>विषय संबंधी गतिविधि</p> <p>लेखन कौशल(चक्र 1) -विभिन्न संज्ञाओं के चित्र देखकर छात्र उनके नाम लिखेंगे।</p> <p>प्रस्तावित गतिविधि</p> <p>(पौष्टिक आहार के लाभ तथा जंक-फूड की हानियों के संबंध में)</p> <p>चरित्र मंचन (पौष्टिक भोजन एवं जंक फूड)</p>	<ul style="list-style-type: none"> ● HW 5.4,HW 5.5,ECL 1 5.1* ● तर्कपूर्ण चिंतन ● कारण जानना ● मूल्य आधारित प्रश्नों के उत्तर देना ● निष्कर्ष निकलना ● निर्णय लेना ● काम का महत्व समझना ● आज्ञा पालन
अगस्त	21	<p>पाठ5 - चिड़िया(कविता) (गतिविधि आधारित)</p>	<ul style="list-style-type: none"> ● घर के व्यर्थ सामान से घोंसला बनाना ● अपने प्रिय खेल तथा खिलाड़ी के बारे में बोलना 	<ul style="list-style-type: none"> ● HW 5.8,HW 5.10,ECL 1 5.4* ● शब्द भंडार में वृद्धि

		पाठ 6 - चलो खेलते हैं (गतिविधि आधारित)	<ul style="list-style-type: none"> ● खेलों की सूची बनाना देखो मेरी प्यारी गेंद dekho meri pyari gend हिंदी कविता लालची कौआ-The Greedy Crow Jataka Tales for Kids Hindi Stories for Kids Magicbox Hindi प्रस्तावित गतिविधि (छात्र अपने प्रिय खेल तथा खिलाड़ी के विषय में अपने विचार कक्षा में सुनाएँगे)	<ul style="list-style-type: none"> ● सकारात्मक प्रदर्शन ● संबंधित शब्दों की पहचान तथा सही उच्चारण से पढ़ना ● कलात्मक अभिव्यक्ति
सितम्बर	19	पाठ7 - चतुर मुर्गा पाठ8 - गिलहरी और चना	<ul style="list-style-type: none"> ● अपठित कहानी पर प्रश्न ● कहानी सुनना और सुनाना ● चने का बीजारोपण करना ● परिणाम नोट करना ● अपने विचार प्रस्तुत करना Aam Ki Tokri Poem in Hindi Cbse Class 1 Hindi Poems Hindi Songs For Children Hindi Lullabies प्रस्तावित गतिविधि छात्र चने का बीजारोपण करेंगे तथा अपने अनुभव साझा करेंगे।	<ul style="list-style-type: none"> ● HW 5.14, ECL 1 5.7* ● शब्दों का सरल वाक्यों में उचित प्रयोग ● स्तरानुरूप पाठन ● अंतःक्रियात्मक कौशल का उपयोग करके समूह गतिविधियों में भाग लेना
कार्यकाल -2 (अक्टूबर से मार्च)				
अक्टूबर	20	पाठ9 - नीम का पेड़ (कविता) पाठ10- सबका बगीचा गतिविधि आधारित	<ul style="list-style-type: none"> ● पेड़ों के लाभ तथा महत्व पर कुछ पंक्तियाँ ● कहानी पढ़ना ● अपठित गद्यांश ● अनेक शब्दों के लिए एक शब्द खेल खेल में ● अभिनय करना 	<ul style="list-style-type: none"> ● HW 5.13b, HW 5.12,ECL 1 5.5b,HW 5.9* ● शब्द भंडार विकसित होना ● शब्दों का सही उच्चारण ● शब्दों का वाक्यों में सही प्रयोग ● पेड़ पौधों की उपयोगिता

			<p>Jadui Ped Kahani जादुई पेड़ कहानियाँ HINDI Moral Stories For Children KidsOneHindi दो दोस्त और भालू हिंदी कहानी The Bear and Two Friends Story in HINDI for Children - KidsOneHindi Man karta hai, animated and musical poem, Class 3 Hindi, rimjhim 3, CBSE, NCERT, मन करता है, रिमझिम भाग 3</p> <p>प्रस्तावित गतिविधि</p> <p>लेखन कौशल -(विभिन्न पेड़ों के लाभ तथा महत्व के विषय में कुछ पंक्तियाँ लिखेंगे।)</p>	<ul style="list-style-type: none"> ● पर्यावरण संरक्षण के प्रति सजगता ● स्तरानुरूप पाठन ● कलात्मक अभिव्यक्ति
नवम्बर	17	पाठ 11 - किसान और भालू	<ul style="list-style-type: none"> ● कार्यपत्रिका ● नाटक को कहानी के रूप में सुनाना <p>भालू और किसान की कहानी #bhaalooaurkisaan #ChalakkISAN #वालाक किसान #HindiKahaniya #Bearsandfarmers</p>	<ul style="list-style-type: none"> ● HW 5.13b, HW 5.14, ECL 1 5.7* ● शब्द भंडार में वृद्धि ● सामान्य ज्ञान में वृद्धि ● प्रश्नों का निर्माण ● प्रतिक्रिया व्यक्त करना ● कारण जानना
दिसम्बर	20	पाठ 12- आई दीपावली गतिविधि आधारित	<ul style="list-style-type: none"> ● चर्चा परिचर्चा ● रंगोली बनाना <p>दिवाली की कहानी Ramayana Story Diwali Story for Kids</p> <p>चर्चा-परिचर्चा (त्योहारों से संबंधित)</p> <p>परियोजना कार्य(रंगोली बनाना - मंडला आर्ट) तथा कला समन्वित गतिविधि, छात्रों की सामूहिक भागीदारी</p>	<ul style="list-style-type: none"> ● HW 5.17, ECL 1 5.3c* ● निर्देशों का पालन करना ● शब्द भंडार में वृद्धि ● पर्यावरण के प्रति सजगता ● संस्कृति और शिष्टाचार का महत्व ● मिलकर काम करने की भावना जागृत करना



जनवरी	12	पाठ13- गायक गधा	<ul style="list-style-type: none"> कार्यपत्रिका पहेली बूझो नैतिक मूल्यों पर आधारित कहानी <p>3 Moral Stories 3 नैतिक कहानियाँ HINDI Stories For Children KidsOneHindi पहेलियाँ (कविता) paheliyan Kavita</p>	<ul style="list-style-type: none"> HW 5.17, ECL 1 5.2, ECL 1 5.3a* शब्द भंडार में वृद्धि प्रतिक्रिया व्यक्त करना शब्दों का वाक्यों में सही प्रयोग अर्थग्रहण करना तर्कपूर्ण चिंतन करना तथा प्रश्नों के उत्तर देना भाषा विकास
फरवरी	21	पाठ 14 - ऋतुएँ(कविता)	<ul style="list-style-type: none"> ऋतुओं पर चर्चा परिचर्चा अपठित कहानी पढ़ना कविता वाचन - ऋतुएँ अपठित गद्यांश <p>ऋतुएँ हिंदी नैतिक कहानियाँ Seasons In Hindi Hindi Bal Katha Moral Story In Hindi How to Make a Paper Boat (Origami Instructions) Jhaade ki dhoop Hindi Rhymes Vol 3</p>	<ul style="list-style-type: none"> HW 5.17, ECL 1 5.3a, ECL 1 5.4* प्रत्यास्मरण अर्थग्रहण सौंदर्यबोध शब्द भंडार में वृद्धि सामान्य ज्ञान
मार्च	18	पुनरावृत्ति	<ul style="list-style-type: none"> अपठित गद्यांश लेखन प्रतियोगिता दिनों के नाम - फूल की पंखुड़ियों में (सामूहिक गतिविधि) <p>Story of Holi होली की कहानी होलिका दहन Hiranya 2021 Panchatantra Stories in Hindi पंचतंत्र की प्रसिद्ध कहानियाँ Pari Kahani</p>	<ul style="list-style-type: none"> HW 5.4.HW 5.6,ECL 1 5.3c* निर्देशों का पालन करना रचनात्मक लिखित अभिव्यक्ति अंतःक्रियात्मक कौशल का उपयोग करके समूह गतिविधियों में भाग लेना


MATHEMATICS

TEXTBOOKS:

1. Mathematics (Textbook cum workbook), CES (Child Education Society) -(WB)
2. Mental Math Cum Practice Book Level 2 (Pitamber Publication)-(MM)
3. SHIN Program Level 2 (SH)

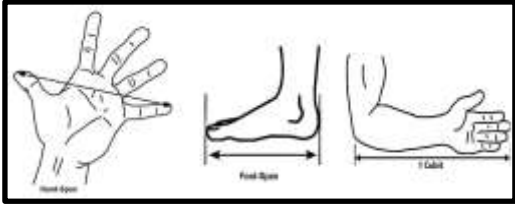
MONTH	No. of Days	COURSE CONTENT	ACTIVITY/PROJECT	LEARNING OUTCOMES
TERM- I (APRIL TO SEPTEMBER)				
April	17	WB CH 1, REVISITING CLASS 1 (Activity Based) CH 2, SHAPES MM WORKSHEET 70 TO 73 (CH 2) SH T SHAPE (1,2)	<ul style="list-style-type: none"> ● 2D Scenery: Students will make a scenery using 2D Shapes in their notebook. ● Quiz: https://www.turtlediary.com/quiz/identify-3d-shapes.html ● Tabular presentation: Total surfaces of 3D shapes in notebook. ● 3D Shapes Song: https://www.youtube.com/watch?v=guNdJ5MtX1A 	HW 5.18a, IL 5.3b, IL 5.8b, IL 5.25* The students will be able to: <ul style="list-style-type: none"> ● Work with two digit numbers, read and write numerals upto 99; ● Draw horizontal, vertical and slanting lines, do backward counting. ● Identify and understand the basic 2D and 3D shapes by their names in terms of their physical properties, Identify open and closed figures and Identify objects that roll/slide.
May	09	WB CH 3, PLACE VALUE (Activity Based) MM WORKSHEET 1 SH T SHAPE (3,4)	<ul style="list-style-type: none"> ● Story: https://storyweaver.org.in/stories/58665-this-is-how-you-count-eggs ● Story Based Activity: CHICKENS AND THE CLEVER FOX A story will be given to the students and various questions based on topic - Place Value will be asked. 	IL 5.6, IL 5.9, IL 5.10* The students will be able to: <ul style="list-style-type: none"> ● Count objects in groups of 2's, 5's, 10's. ● Decompose a number into groups of tens and ones. ● Understand the place value system and show place value using abacus, arrow cards etc. ● Build numbers using digits from 0 to 9 and place values.

<p>July</p>	<p>21</p>	<p>WB CH 4, NUMBERS UPTO 1000</p> <p>CH 5, MORE ABOUT NUMBERS</p> <p>MM WORKSHEETS - 2 TO 11(CH 4), 12 TO 23(CH 5)</p> <p>SH COLOR CUBES (5,6,7)</p>	<ul style="list-style-type: none"> ● Making a place value snake.  ● Odd/Even Straw Activity: The students will identify a number as an even number or an odd number by making pairs of straws. ● Make a skip counting caterpillar. (Skip 5, 10)  	<p>HW 5.6, IL 5.11, IL 5.12, IL 5.13*</p> <p>The students will be able to:</p> <ul style="list-style-type: none"> ● Expand a number for showing the place value of digits. ● Identify the numbers that come just before and just after a given number. ● Compare numbers, arrange in ascending and descending orders. ● Forming greatest and smallest 3-digit numbers. ● Explore that 0 represents the absence of a digit at a place in a given number. ● Skip the numbers by 2's, 3's, 5's, 10's.
<p>August</p>	<p>21</p>	<p>WB CH 6, PATTERNS (Activity Based)</p> <p>CH 8, ADDITION</p> <p>MM WORKSHEETS - 83 TO 85 (CH 6) 24 TO 31 (CH 8)</p> <p>SH CATCH THE PICTURES (8,9)</p>	<ul style="list-style-type: none"> ● Animal Patterns: Students will look at the links given below, make animal patterns of any 8 animals of their choice in their notebook, color and decorate it. https://www.youtube.com/watch?v=QWd8auPMHPQ https://www.youtube.com/watch?v=WK0q3slTsNM ● Animal Story (Patterns): https://storyweaver.org.in/stories/21618-wild-cat-wild-cat ● Addition Using Bindis: Add 3 digit numbers using bindis of different shapes/colours. (without regrouping). 	<p>IL 5.8a, IL 5.14, IL 5.19*</p> <p>The students will be able to:</p> <ul style="list-style-type: none"> ● Observe and identify the common rule or property in the pattern. ● Extend the pattern in sequence in accordance with shapes, numbers and letters. ● Create his/her own pattern. ● Add 2 or 3 digit numbers with or without regrouping. ● Understand various properties of addition. ● Solve word problems; count on; add doubles and near doubles. ● Use addition to find differences. ● Identify missing addends.




- **Quiz**

https://www.transum.org/software/SW/Starter_of_the_day/students/Basic_Addition.asp

September	19	<p>WB CH 7, MEASUREMENT OF LENGTH (Activity Based)</p> <p>CH 9, MEASUREMENT OF WEIGHT (Activity Based)</p> <p>MM WORKSHEETS - 74 TO 76 (CH 7), 77 TO 78 (CH 8)</p> <p>SH CATCH THE PICTURES (10,11)</p>	<ul style="list-style-type: none"> • Measurement using non standard units (length) The students will measure different objects in the classroom using handspan, footspan and cubit. (Teacher's table, Student's desk, wooden cupboard, tiles, etc.)  <ul style="list-style-type: none"> • Wrapper Activity (Measurement of Weight) The students will collect the wrappers of any 5 objects like biscuits, wafers, soaps, toothpaste to identify their unit of measurement and write the weight and unit in their notebook. 	<p>IL 5.6, IL 5.21, IL 5.22*</p> <p>The students will be able to:</p> <ul style="list-style-type: none"> • Become familiar with the standard & non standard units for measuring length and distance. • Estimate and measure length/distances & compare the lengths/distances. • Use a scale to measure small lengths. • Use simple balance for finding the weight of small quantities. • Become familiar with the standard units for measuring weight. • Estimate and measure different weights & compare the weight of objects.
-----------	----	--	--	---

TERM- II (OCTOBER TO MARCH)

October	20	<p>WB CH 10, CAPACITY (Activity Based)</p> <p>CH 11, SUBTRACTION</p> <p>MM</p>	<ul style="list-style-type: none"> • Cups & Mugs (Measurement of Capacity) The students will fill different vessels - Jug, Glass, mug, pot, bowl with the same cup and count the cups required to fill them and tell which has more capacity? 	<p>IL 5.23, IL 5.15, IL 5.16, IL 5.19*</p> <p>The students will be able to:</p> <ul style="list-style-type: none"> • Compare and order containers in terms of their capacity • Estimate and measure different capacities • Compare different capacities
---------	----	--	---	---

		<p>WORKSHEETS - 79 TO 80 (CH 10), 32 TO 37 (CH 11)</p> <p>SH VARIOUS SHAPES (12,13)</p>	<p>The students will collect 5 wrappers of empty packets/labels of liquid items and will identify different units of measurement and note in their notebook.</p> <ul style="list-style-type: none"> • Subtraction using Abacus <p>Using abacus Link: https://youtu.be/wviW0JsXKjA</p>	<ul style="list-style-type: none"> • Understand subtraction as taking away or counting backwards. • Subtracts 2 and 3 digit numbers with and without regrouping. • Understand various properties of subtraction. • Solve picture/story sums
November	17	<p>WB CH 12, MULTIPLICATION</p> <p>MM WORKSHEETS - 38 TO 40 (CH 12)</p> <p>SH REPLICATING GRAPHICS (14,15)</p>	<ul style="list-style-type: none"> • Multiplication using objects <p>The students will do multiplication using concrete objects - ice cream sticks.</p>  <ul style="list-style-type: none"> • Story (Multiplication) <p>https://storyweaver.org.in/stories/436351-wings-and-tables?mode=read</p>	<p>IL 5.17, IL 5.27*</p> <p>The students will be able to:</p> <ul style="list-style-type: none"> • Understand repeated addition and grouping of numbers. • Explore different ways of building tables up to 5 • Solve multiplication of 2 and 3 digit numbers by one – digit with and without regrouping. • Explore multiplication facts.
December	20	<p>WB CH 13, MONEY (Activity Based)</p> <p>CH 14, DATA HANDLING (Activity Based)</p> <p>MM WORKSHEETS - 58 TO 62 (CH 13), 81 TO 82 (CH 14)</p> <p>SH REPLICATING GRAPHICS (16,17)</p>	<ul style="list-style-type: none"> • Money: Market Scenario <p>The students will create a market scene. Role play as a shopkeeper and customer. They will buy and sell things using play money.</p> <ul style="list-style-type: none"> • Data Handling <p>The students will track weather for 7 days and record observations in the tabular form. (maximum, minimum, the most, the least)</p>	<p>HW 5.7, IL 5.8a, IL 5.20, IL 5.28*</p> <p>The students will be able to:</p> <ul style="list-style-type: none"> • Identify Indian currency notes and coins. • Calculate the money required and money obtained in balance in simple buying situations. • Collect and present data of a given situation, raw inferences from the data collected • Represent the data in pictorial form

January	12	<p>WB CH 15, DIVISION</p> <p>CH 16, FRACTIONS (Activity Based)</p> <p>MM WORKSHEETS - 49 TO 57 (CH 15)</p> <p>SH TRANSFORMING WITH CUBES (18,19)</p>	<ul style="list-style-type: none"> ● Grouping (Division) The students will understand division by grouping by using bangles, buttons, etc. They will be required to make equal groups and put buttons in the bangles, with remaining buttons outside the bangles. ● Fractions Story: GIVE ME HALF (STORY) https://www.youtube.com/watch?v=GbWffWwyB5s <p>The students will use coloured origami sheets and show different fractions by folding them.</p>	<p>IL 5.18, IL 5.26*</p> <p>The students will be able to:</p> <ul style="list-style-type: none"> ● Understand the concept of division ● Explore division facts ● Understand the relationship between multiplication and division ● Perform division (without remainder) using multiplication tables. ● Understand the meaning of fractions as a part of a whole or a collection in terms of one-half, one-fourth and three-fourth. ● Draw various pictures to show different fractions.
February	21	<p>WB CH 17, MEASUREMENT OF TIME</p> <p>CH 18, CALENDAR (Activity Based)</p> <p>MM WORKSHEETS - 63 TO 66 (CH 17), 67 TO 69 (CH 18)</p> <p>SH TRANSFORMING WITH CUBES (20)</p>	<ul style="list-style-type: none"> ● Game (Measurement of Time) https://www.scottle.edu.au/ec/viewing/L9644/index.html ● The students will note the timing of any 5 favourite cartoon shows and draw three different clocks showing these timings. The clock will have different faces of the cartoon characters you like the most. ● Birthday Month Calendar (Calendar) Make a beautiful calendar of your birthday month. 	<p>IL 5.7, IL 5.29*</p> <p>The students will be able to:</p> <ul style="list-style-type: none"> ● Read, show and write the time using a clock in terms of o'clock and half past. ● Understand shorter and longer duration of time ● Get familiar with days of the week and months of the year. ● Understand the facts related to time and calendar like 1 day = 24 hrs. and so on.
March	18	REVISION		

Financial Literacy Modules Link:

https://drive.google.com/drive/folders/1dxjo6k78nNDY9rOtJCSF2BYTt2E24D82?usp=share_link

ENVIRONMENTAL STUDIES

TEXT BOOK:

ENVIRONMENTAL STUDIES(VIVA)BOOK 2

MONTH	No. of Days	COURSE CONTENT	ACTIVITY/PROJECT	LEARNING OUTCOMES
<u>TERM- I (APRIL TO SEPTEMBER)</u>				
April	17	Lesson-1 About Me (Activity Based) Lesson-2 Human Body	<ul style="list-style-type: none"> Poem Recitation – Students will create a self-written poem on “Myself ” and recite in class. Reference link - https://www.youtube.com/watch?v=G_cPGILZDnU https://www.youtube.com/watch?v=cEWzUssPF3w (how to give your introduction-integrated with English) Association games with body parts: a hand associated with a specific action, a foot associated with a specific action, etc. Students will get a cut out of a standing person from the newspaper and label its body parts. https://www.youtube.com/watch?v=jd3bWUAa9qM (Body parts) 	HW 5.16, HW 5.10, HW 5.3* The students will: - <ul style="list-style-type: none"> Understand about self and the ways to introduce oneself. Understand similarities and differences between themselves and peers. The students will: - <ul style="list-style-type: none"> Identify and know about various body parts. Identify features of the human body. Understand the importance of a healthy body and physical exercises.
May	09	Lesson-3 My Wonderful Family (Activity Based)	<ul style="list-style-type: none"> Students will make a family tree in their notebooks. (Integrated with Art) https://www.youtube.com/watch?v=d_WQEw13TCo (I love my family song for kids) https://storyweaver.org.in/stories/145027-my-family-members (Story on My Family Members) 	HW 5.2, HW 5.18a* The students will: - <ul style="list-style-type: none"> Identify different kinds of family structures Identify relationships with and among family members.
July	21	Lesson-4 We Need Food (Activity Based)	<ul style="list-style-type: none"> Create a food Alphabet-Stick the letters up around the room. Ask children to help identify healthy foods to place under each letter. Children could also cut out or draw pieces of food and put them 	HW 5.13b, IL 5.8c,HW 5.13a, HW 5.18a, HW 5.12* The students will: - <ul style="list-style-type: none"> Learn about different types of food and their importance.

		Lesson-5 Clothes We Wear	<p>under the corresponding letter. For example: Aa – apple, avocado, apricot, etc.</p> <ul style="list-style-type: none"> We are yummy snack makers- Children will choose foods from the cut outs (newspaper, magazine) to put together a tasty, nutritious snack. Some ideas include wholemeal toast with cheese and tomato, fruit with yoghurt, capsicum or carrot sticks with hummus or mashed avocado, scrambled eggs on an English muffin etc. https://storyweaver.org.in/stories/388805-bhuji-and-sona-s-favourite-food (Story: Bhuji and Sona’s Favourite food.) <ul style="list-style-type: none"> Art- Integrated activity- Performing Arts- Dance and Song based on Paired State- Arunachal Pradesh. Every country has its own special dress. It is called the traditional dress of that country. In your notebook, paste pictures of the traditional dresses of a few countries and create a new traditional dress for your country, India. https://www.youtube.com/watch?v=kJmoe9m6uoQ (Clothes We Wear) 	<ul style="list-style-type: none"> Understand the difference between Vegetarian and Non vegetarian. Understand the importance of healthy food. Explain the meaning of the term balanced diet. <p>The students will: -</p> <ul style="list-style-type: none"> Identify and name the types and sources of different types of fabrics. Differentiate between Natural and Man-made fiber. Understand the making of cotton and silk clothes.
August	21	Lesson-6 We Need Shelter	<ul style="list-style-type: none"> Making kutch house and pucca house with different materials - textured paper, sand paper, matchsticks etc https://youtu.be/B9nJ6OD2Kvs (We Need Shelter) https://literacycloud.org/stories/2366-my-home/ (Story: My Home) <ul style="list-style-type: none"> Draw your own safety vehicle (integrated with art) 	<p>HW 5.12, EC2 5.6, HW 5.13a*</p> <p>The students will: -</p> <ul style="list-style-type: none"> recognizes the significance of houses. Categorizes the different types of Houses. Explains the meanings of new terms caravans, tree house, tents etc. Identifies different rooms in their house. <p>The students will: -</p>

		Lesson-7 Be Safe and Healthy (Activity Based)	<ul style="list-style-type: none"> • Students will make 4 flashcards depicting personal hygiene activities. • Making a list things that go inside a “First Aid box” • https://www.youtube.com/watch?v=4jIsIyYrFzo (Video on Keeping Healthy) 	<ul style="list-style-type: none"> • understand the meaning of good habits. • learn how to remain clean • Recognizes the significance of correct posture one should follow. • Understand the importance of safety measures and rules.
September	19	Lesson-8 My School (Activity Based) Lesson-9 Neighbours and Neighbourhood	<ul style="list-style-type: none"> • Draw a map of your school. • https://www.youtube.com/watch?v=EfdJlfYDBp8 • https://www.youtube.com/watch?v=iwxkwPA8c68 (video about neighbourhood) • Project – Interview a shopkeeper in your neighbourhood. You can ask him/her some questions such as – when did you set up the shop, how many people work at your shop, where did you get this idea to open a shop etc. 	<p>IL 5.2b, HW 5.18a,ECL2 5.5, IL 5.2a, HW 5.2*</p> <p>The students will: -</p> <ul style="list-style-type: none"> • Understand the meaning of school and Importance of good manners and discipline to be followed in school. • understanding the importance of celebrating together. <p>The students will: -</p> <ul style="list-style-type: none"> • Understand, observe and explore the immediate surroundings and neighbourhood service. • Students are able to know the need for Public Places in a locality. • Students are able to know about recreational places. • Students are able to know some rules to follow to be safe and hygienic in the neighbourhood.
<u>TERM- II (OCTOBER TO MARCH)</u>				
October	20	Lesson-10 People We Need (Activity Based)	<ul style="list-style-type: none"> • Role play of different helpers • https://youtu.be/CfHHTPGk1ts • Interview the helpers in your area and school. 	<p>HW 5.17, ECL2 2.5,ECL1 5.1, ECL1 5.5b*</p> <p>The students will: -</p> <ul style="list-style-type: none"> • Understand the Importance of the dignity of labour.

		Lesson-11 Celebrating Festivals	<ul style="list-style-type: none"> Find the information about the various folk dances happening at different festivals and write them in your notebook. Speaking about your favourite festival. Making Eco Friendly Ganesha (Integrated with ART) https://www.youtube.com/watch?v=QgeWHwRJ2PI (video about Our Festivals) 	<ul style="list-style-type: none"> Understand the work done by different people in their daily lives. Develop a feeling of respect towards all the people who help us. <p>The students will: -</p> <ul style="list-style-type: none"> Understand the importance of celebrations and know how different festivals are celebrated. Understanding the importance of religious and national festivals.
November	17	Lesson-12 Direction, Travel and Communication Lesson-13 Weather and Seasons (Activity Based)	<p>Observe google map</p> <ul style="list-style-type: none"> Draw a map from your home to school Draw a map from the school gate to your classroom. https://storyweaver.org.in/stories/141993-travel-diaries (Story: Travel Diaries) <ul style="list-style-type: none"> Write a weather forecast for the day using seasonal weather vocabulary. Pictionary on “Various seasons”-electronic appliances,beverages,food,clothes worn etc. https://storyweaver.org.in/stories/198886-the-joy-of-rhyming-seasons-nature (Story:The Joy Of Rhyming-Seasons and Nature) 	<p>IL 5.2b, IL 5.8b*</p> <p>The students will: -</p> <ul style="list-style-type: none"> Understand the Importance of directions, maps, sandclocks, compass and time Learn about different means of transport. Identify the various means of transport and their importance in daily life. Study about communication and identify the various means of communication. <p>The students will: -</p> <ul style="list-style-type: none"> Differentiate between weather and seasons and understand the cycle of seasons in India. Students will be able to identify the four seasons and describe different events that happening in each season.
December	20	Lesson-14 The World of Plants	<ul style="list-style-type: none"> Students will make a list of items we get from plants with their uses in their notebooks. 	<p>ECL2 5.14, IL 5.1, IL 5.8c*</p> <p>The students will: -</p> <ul style="list-style-type: none"> recognizes the significance of plants.

		Lesson-15 The World of Animals	<ul style="list-style-type: none"> Plant a grain, Nurture it regularly. Observe the changes and make the drawings of your observation with date. Share your observations in your class. https://storyweaver.org.in/stories/463098-who-planted-the-tree (Story- Who planted the tree?) Process of GERMINATION https://www.youtube.com/watch?v=JSe_VUMymjo Show and tell: Making endangered animal's face mask. Talk on Pet animals and their care. Discussion on Farm animals and their uses. https://youtu.be/QG4U3xh_Pi0 (Animals Life) https://storyweaver.org.in/stories/419968-animals (Story:Animals) 	<ul style="list-style-type: none"> Identifies different types of plants. Explains the meaning of different kinds of plants and draw distinction between them. Identify different parts of plants. <p>The students will: -</p> <ul style="list-style-type: none"> differentiate types of animals. Recognizes the significance of animals. Analyses the role of animals' various food habits of animals.
January	12	Lesson-16 The World Around Us (Activity Based) Lesson-17 Air (Activity Based)	<ul style="list-style-type: none"> Students will do Sky Observation for a few days and follow up discussions will take place in class. Make a picture of the Earth in MS Paint. Write a catchy slogan beneath it. (Integrated with ICT) https://www.youtube.com/watch?v=YkPydIjMYOY (video) EXPERIMENT: Make your own pollution catcher. Students will create their own paper Wind mill. https://storyweaver.org.in/stories/371473-nanammal-and-kamalathal-travel-by-air (Story: Na nammal and Kamalathal Travel by Air) 	ECL2 5.14, IL 5.28, HW 5.18a, IL 5.8b* The students will: - <ul style="list-style-type: none"> Understand and know about the blue planet and its neighbours. Recognizes the difference between Landforms and water bodies. <p>The students will: -</p> <ul style="list-style-type: none"> Understand and explore the properties of air. Understand the importance of clean and fresh air. Understand the various uses of winds.
February	21	Lesson-18 Water (Activity Based)	<ul style="list-style-type: none"> Sink and Float Activity Mixing of sand, oil and sat/sugar in water Discussion on needs and ways to save water. https://storyweaver.org.in/stories/17745-the-water-seed (Story: The Water Seed) 	IL 5.8b, ECL2 5.1a* The students will: - <ul style="list-style-type: none"> Know about sources and uses of water. Understand the unique properties of water.

				<ul style="list-style-type: none">• Understand and explore the different ways to clean and save water.
March	18	Revision	<ul style="list-style-type: none">• Water Conservation: Activity• Safety and First Aid Activity.	

GENERAL KNOWLEDGE

CLASS - II

TEXTBOOK: DO YOU KNOW? REVISED EDITION CAMBRIDGE LEARN (CAMBRIDGE UNIVERSITY PRESS)

MONTH	TOPICS	PAGE NO	MONTH	TOPICS	PAGE NO
APRIL (No.of days-17)	My Country <ul style="list-style-type: none"> ● Dates To Remember ● Indians At The Fore ● Touring India ● Freedom Fighters ● States In India ● Our Neighbours 	Pg. -01 to 06	NOVEMBER (No.of days-17)	Sports And Games <ul style="list-style-type: none"> ● Courts And Fields ● Sports Tournaments ● Self-Defence ● On The Field ● Athelietics ● Indian Board Games ● Olympic Games Trivia 	Pg.- 43 to 49
MAY (No.of days-09)	Around The World <ul style="list-style-type: none"> ● Continents ● Wonders Of The World ● Yummilicious! ● Transport ● World Superlatives 	Pg. -07 to 11	DECEMBER (No.of days-20)	Moral Values And Life Skills <ul style="list-style-type: none"> ● Friendship Goals ● Everyday Matters ● The Palette Of Health ● Responding To Situations ● Opinions 	Pg.- 50 to 54
JULY (No.of days-21)	Environment And The World of Science <ul style="list-style-type: none"> ● Light ● Weather ● Sense Organs ● Water ● Healthy vs Junk Food ● More About Computers ● Activity 1: Healthy Living 	Pg. – 12 to 19	JANUARY (No.of days-12)	Mind Games <ul style="list-style-type: none"> ● Fun With Numbers ● What Comes Next? ● Clockwise, Anticlockwise ● Be Quick! ● Rack Your Brains ● Odd One Out 	Pg.- 55 to 60
AUGUST (No.of days-21)	The World Of Plants And Animals <ul style="list-style-type: none"> ● What Do We Eat? ● Birdwatching ● Fragrant Flowers ● Useful Plants ● Interesting Animals 	Pg. – 20 to 26	FEBRUARY (No.of days-21)	Trivia Corner	Pg.- 61 to 67

	<ul style="list-style-type: none"> ● Helpful Animals ● Aquatic Animals 				
<p>SEPTEMBER (No.of days-19)</p>	<p>Art And Literature</p> <ul style="list-style-type: none"> ● Author Aware ● Rhyme On ● Wisdom Tales ● The Artist's Studio ● Magical Fairyland ● Activity 2: Books And Covers 	Pg.- 27 to 33	MARCH (No.of days-18)	Revision	
<p>OCTOBER (No.of days-20)</p>	<p>Grammar And Language</p> <ul style="list-style-type: none"> ● Antonyms ● Household Tools ● Action Words ● Animal Genders ● Collective Nouns ● Singular or Plural ● Activity 3: Anagrams ● Colour- Coded 	Pg. – 34 to 42			

VALUE EDUCATION

MONTH	TOPICS	ACTIVITY
APRIL (No.of days-17) MAY (No.of days-09)	Talk it Out	<ul style="list-style-type: none"> ● Understanding Communication ● Story time ● Group Activity
JULY (No.of days-21) AUGUST (No.of days-21)	Creation is Solution	<ul style="list-style-type: none"> ● Story time ● Making cat mask ● Activity time ● Creative Ideas-Activity
SEPTEMBER (No.of days-19) OCTOBER (No.of days-20)	Wings of Imagination	<ul style="list-style-type: none"> ● Let's Think ● Group Activity ● Art Activity
NOVEMBER (No.of days-17) DECEMBER (No.of days-20)	Be Responsible	<ul style="list-style-type: none"> ● https://youtu.be/Myzd2-UXUlk ● Let's Think ● Responsible Towards planet
JANUARY (No.of days-12) FEBRUARY (No.of days-21)	Caring for others	<ul style="list-style-type: none"> ● Class discussion on Caring ● Video: https://youtu.be/82h12spypps
MARCH (No.of days-18)	REVISION	

ICT

TEXT BOOK:

IT PLANET-CODE BOTICS (PMP PUBLISHERS)

MONTH	No. of Days	COURSE CONTENT	ACTIVITY/PROJECT	LEARNING OUTCOMES
<u>TERM- I (APRIL TO SEPTEMBER)</u>				
April	17	Lesson 3: Fun with Tux Paint	Do the Lab activity given on page 32	L 5.1,IL 5.8b,IL 5.25* Students will learn to use different tools of Tux Paint and use of various GUI based stamps.
May	09	Lesson 3 continued...		
July	21	Lesson 1:Computer at various places	Do the Lab activity given on page 14	IL 5.1,IL 5.8b,IL 5.25* Students will get to know use of computer at various places
August	21	Lesson 2-Computer Devices	Do the Lab activity given on page 20	IL 5.1,IL 5.8b,IL 5.25* Students will be able to identify different computing devices
September	19	Lesson 4-Word 2016	Do the Lab activity given on page 42	IL 5.1,IL 5.8b,IL 5.25* Learners will be able to apply basic formatting features on word processing software.
<u>TERM- II (OCTOBER TO MARCH)</u>				
October	20	Lesson 5:MS PAINT	Do the Lab activity given on page 54 Rub A Dub: Digital Collage(Diwali)	IL 5.1,IL 5.8b,IL 5.25* Students will learn to use different shapes, tools and how to draw using this software.
November	17	Lesson 6- Arrangements of Patterns	Do the Lab activity given on page 62	IL 5.1,IL 5.8b,IL 5.25* Students will be able to learn about finding different patterns and logical and critical thinking skills will be developed.
December	20	Lesson 7:Fun with Scratch Jr	Do the Lab Activity given on the page number 75	IL 5.1,IL 5.8b,IL 5.25* Students will get to know about GUI based programming language.
January	12	Lesson-7 Continue...		
February-	21	Revision		
March	18	Revision		

ART AND CRAFT

Art Wizard (Art & Craft Book 2)-PP Publications

MONTH	No. of Days	COURSE CONTENT	ACTIVITY/PROJECT	LEARNING OUTCOMES
<u>TERM- I (APRIL TO SEPTEMBER)</u>				
April	17	Animal Drawing Pg.3,4,5,17	<ul style="list-style-type: none"> ● Drawing animals using basic geometrical shapes and Colouring the composition 	<ul style="list-style-type: none"> ● HW 5.18a,HW 5.18b,HW 5.18C,IL 5.1* ● To make students comfortable in drawing animal figures ● To develop understanding of composition using their own imagination.
May	09	Madhubani pattern and technique Patterns Tree study (Page no.-26,34-35)	<ul style="list-style-type: none"> ● Making Thank You card using Madhubani patterns and technique. ● Making patterns using sketch pens. ● Studying a tree using scribbling with sketch pens. ● Crown Making for Mother's Day 	<ul style="list-style-type: none"> ● HW 5.18a, HW 5.18b, HW 5.18C * ● To help them know the importance of trees and green and clean environment for staying healthy. ● To develop understanding and use of patterns
July	21	Aquatic animals Pattern Making Draw , colour (using wax crayons) and paint (Wax resist) (Page no.-6,8,19,21)	<ul style="list-style-type: none"> ● Drawing Aquatic Animals. ● Composition drawing and colouring. ● Colouring within the outline. ● Draw and colour using wax crayons and wax resistant paint. 	<ul style="list-style-type: none"> ● HW 5.18a,HW 5.18b,HW 5.18C,IL 5.1, * ● Making art the basis of all learning to help students in being active and creative learner and improve their imaginative and observation skills. ● To develop understanding of different types of animals and their habitat ● To develop understanding and use of patterns

August	21	Fun Activity Origami (Page no.-31,38)	<ul style="list-style-type: none"> ● Making 3 D community helpers using different colours and pastel sheets. ● Origami Boat Making. 	<ul style="list-style-type: none"> ● HW 5.18a,HW 5.18b,HW 5.18C * ● To create awareness about community helpers and their importance in our lives. ● To enhance their knowledge on tools/vehicles used by them.
September	19	Paper Craft Fun with Paint (Page no.-13,36)	<ul style="list-style-type: none"> ● Making house scenery using coloured paper and basic shapes. ● Landscape Painting-draw and colours with the help pf squares. 	<ul style="list-style-type: none"> ● HW 5.18a,HW 5.18b,HW 5.18C,IL 5.27 * ● To make students understand and recognize basic shapes and make the best use of the geometric shapes to make a scenery by using different material.
<u>TERM- II (OCTOBER TO MARCH)</u>				
October	20	Thumb Painting Use of Cotton bud impressions Patterns and shapes (Page no.-22,24,9,16,33)	<ul style="list-style-type: none"> ● Animals, Insects and different other animals. ● Making patterns and shapes using cotton bud impressions. 	<ul style="list-style-type: none"> ● HW 5.18a,HW 5.18b,HW 5.18C,IL 5.27 * ● Combining the impression using paints and attain knowledge about the underwater life and its creatures. ● To help them understand impressions and patterns in our natural surroundings.
November	17	Plants life cycle and green Earth. Wall Hanging making (Page no.-12,18,29)	<ul style="list-style-type: none"> ● Bookmark making ● Wall hanging making (using ice-cream sticks) 	<ul style="list-style-type: none"> ● HW 5.18a,HW 5.18b,HW 5.18C * ● To make students understand and recognize the parts of plants, its life cycle and their importance in our life.
December	20	Christmas craft (Santa Claus) Christmas celebration	<ul style="list-style-type: none"> ● Best out of waste Christmas Craft 	<ul style="list-style-type: none"> ● HW 5.18a,HW 5.18b,HW 5.18C * ● Learning craft skills through the activity.

		(Page no.-10,37,23,27)	<ul style="list-style-type: none"> ● Colour and decorate candies and stars using decorative material 	<ul style="list-style-type: none"> ● Enhance their knowledge about the festival.
January	12	Collage/Poster Making (Page no.39-40)	<ul style="list-style-type: none"> ● Making a poster or collage in Hindi or English on <i>Save Water/Water Conservation</i>. 	<ul style="list-style-type: none"> ● HW 5.18a,HW 5.18b,HW 5.18C,ECL2 4.8 * ● To create awareness about the water conservation and its importance in our lives.
February	21	Different types of lines Free hand drawing and colouring (Theme-Spring) (Page no.7,14,20)	<ul style="list-style-type: none"> ● Drawing Flower pattern scenery drawing using different types of lines. 	<ul style="list-style-type: none"> ● HW 5.18a,HW 5.18b,HW 5.18C * ● Understanding the Mathematics concepts involved in pattern making
March	18	Paper mosaic Art Fun with Colours (Page no.25,15,28,30)	<ul style="list-style-type: none"> ● Paper mosaic Art ● Learning to make natural colours. 	<ul style="list-style-type: none"> ● HW 5.18a,HW 5.18b,HW 5.18C* ● Learn to combine different colors and balance the space. ● To understand the importance of festivals in our life.

MUSIC

MONTH	No. of Days	COURSE CONTENT	ACTIVITY/PROJECT	LEARNING OUTCOMES
<u>TERM- I (APRIL TO SEPTEMBER)</u>				
April	17 days	School Song National Song	Bal Bharati Ke Bachche Hum Vande Mataram	<ul style="list-style-type: none"> ECL2 5.2, ECL2 5.10, HW 5.17, HW 5.3* Through music developing awareness of our rich cultural heritage
May	9 days	School Song National Song	Bal Bharati Ke Bachche Hum Vande Mataram	<ul style="list-style-type: none"> ECL2 5.2, ECL2 5.10, HW 5.17, HW 5.3* Through music developing awareness of National heritage
July	21 days	Patriotic Song	https://youtu.be/3qAvNe1Fnpo Art- Integrated activity- Performing Arts-Dance and Song based on Paired State-Arunachal Pradesh.	<ul style="list-style-type: none"> ECL2 5.2, ECL2 5.10, HW 5.17, HW 5.3* Considering Music as a way of celebrating Independence Day
August	20 days	Patriotic Song English Song For Class Presentation	https://youtu.be/3qAvNe1Fnpo https://youtu.be/nWkvvIZ3Dgw	<ul style="list-style-type: none"> ECL2 5.2, ECL2 5.10, HW 5.17, HW 5.3* Considering Music as a way of celebrating Independence Day
September	22 days	Alankar	https://youtu.be/JIfFMN6E9DA	<ul style="list-style-type: none"> ECL2 5.2, ECL2 5.10, HW 5.17, HW 5.3* Practice of Alankar enhances lung function. gain voice control and sing with grace
<u>TERM- II (OCTOBER TO MARCH)</u>				
October	14 days	Alankar	https://youtu.be/JIfFMN6E9DA	<ul style="list-style-type: none"> ECL2 5.2, ECL2 5.10, HW 5.17, HW 5.3* Practice of Alankar enhances lung function. gain voice control and sing with grace
November	21 days	Song on Diwali	https://youtu.be/KBIITu2beQ	<ul style="list-style-type: none"> ECL2 5.2, ECL2 5.10, HW 5.17, HW 5.3*

				<ul style="list-style-type: none"> Considering Music as a way of celebrating festivals.
December	21 days	Christmas Carolsong	https://youtu.be/1tM5pwvUGMI	<ul style="list-style-type: none"> ECL2 5.2, ECL2 5.10, HW 5.17, HW 5.3* Considering Music as a way of celebrating Festivals
January	16 days	Patriotic Song	https://youtu.be/K3bjbgmUHfs	<ul style="list-style-type: none"> ECL2 5.2, ECL2 5.10, HW 5.17, HW 5.3* Through music inculcating the Feelings of patriotism
February	20 days	Saraswati Vandana	https://youtu.be/p_qjOEIIS1k	<ul style="list-style-type: none"> ECL2 5.2, ECL2 5.10, HW 5.17, HW 5.3* Through music developing awareness about devotional songs
March		Revision		

DANCE

MONTH	No. of Days	COURSE CONTENT	ACTIVITY/PROJECT	LEARNING OUTCOMES
<u>TERM- I (APRIL TO SEPTEMBER)</u>				
April May	17 09	Teen taal & (8/16 beat Footsteps) Exercise of kathak	https://youtu.be/DjwqbZ6BvE8	<ul style="list-style-type: none"> ECL2 5.2, ECL2 5.10, HW 5.17, HW 5.3* Coordination and team work will be improved & children will know about the Indian classical dance
July- September	21 21 19	PATRIOTIC CHOREOGRAPHY GANESH STUTI	The choreography elements to be discussed and https://youtu.be/i0jR2IOcg6c implemented	<ul style="list-style-type: none"> ECL2 5.2, ECL2 5.10, HW 5.17, HW 5.3* Children will learn about different festivals of India. They will make a mask of Lord Ganesha(TLM)
<u>TERM- II (OCTOBER TO MARCH)</u>				
October- December	20 17 20	GARBA dance steps & CHRISTMAS dance	(through actions) https://youtu.be/qfXZeSkfDGs	<ul style="list-style-type: none"> ECL2 5.2, ECL2 5.10, HW 5.17, HW 5.3* They will learn gujrati culture (Costume, food, language etc) & make mask of santa.

				<ul style="list-style-type: none"> ● Folk dance Competition(Prelims)
January- March	12	GURU VANDANA	(Memorize the composition or shloka) https://youtu.be/ e6AIm8cdp0	<ul style="list-style-type: none"> ● ECL2 5.2, ECL2 5.10, HW 5.17, HW 5.3* ● Children will learn our rituals & traditions. ● Folk dance competition (Final)
	21	SARASWATI		
	18	VANDANA		

PHYSICAL EDUCATION

MONTH	No. of Days	COURSE CONTENT	ACTIVITY/PROJECT	LEARNING OUTCOMES
April	17	Swimming: Body Awareness Body Movements	Free walk in the pool Action songs [Buggie voggie] Walking in straight line, zig zag, running variations	<ul style="list-style-type: none"> • HW 5.1, HW 5.3, HW 5.11* • Use play as a basic form of learning and provide fun and enjoyment
May	09	YOGA Locomotor skills Swimming	Breathing and balancing yoga pose Walking ,Running, Jumping, Hopping Bubbling and kicking	<ul style="list-style-type: none"> • HW 5.1, HW 5.3, HW 5.11,HW 5.16* • To enable the student for the good health
July	21	Swimming Fit India Minor Game	Bubbling and kicking Simple exercises- https://youtu.be/FaHBOXeGsak Follow the Leader Swimming ;Free walk.	<ul style="list-style-type: none"> • HW 5.1, HW 5.3, HW 5.11,HW 5.8* • Demonstrate proper etiquette and good sportsmanship
August	21	Swimming Yoga Khelo India Assessment/Exercise Track and Field Activities	Kicking, bubbling, front float Vajrasana, Tadasana	<ul style="list-style-type: none"> • HW 5.1, HW 5.3, HW 5.11* • To provide students with the training of balancing, endurance and development of internal as well as external strength .
September	19	Swimming Movement Awareness Athletic- Flat race	Floating and hand movement High and low Jump	<ul style="list-style-type: none"> • HW 5.1, HW 5.3, HW 5.11* • To jump from height and distance with control and balance. • To allow students to experience competition and practice appreciation.

October	20	Fit India Protocol Exercises Athletics Swimming	Neck, arm, shoulder, and legs Types of running - backward and zigzag Legs and hand movements.	<ul style="list-style-type: none"> • HW 5.1, HW 5.3, HW 5.11* • Use play as a basic form of learning and provide fun and enjoyment. • Learners will be able to practice hand-leg coordination.
November	17	Fit India week: Healthy Habits Yoga	Exercise games yoga. Cleanliness [Self and Environment] Balancing Pose-Tree pose, Tadasan, Triangle pose, Warrior Pose	<ul style="list-style-type: none"> • HW 5.1, HW 5.3, HW 5.11,HW 5.13a* • To demonstrate ability and speed • Discussion and demonstration • Allowing students to practice body balancing and participate in activities promoting strengthening of muscles. • Demonstrate the ability to perform balance in various combinations and forms.
December	20	Mass P.T 1-10 exercises Minor Game Yoga	King of the Circle spoon race Sukhasana	<ul style="list-style-type: none"> • HW 5.1, HW 5.8, HW 5.3,HW 5.11* • To practice the mental hygiene • Students will be able to work in groups while they participate in Mass PT exercises.
January	12	Mass P T Standing 1-10 Indigenous game Yoga	Tyre running Balancing poses	<ul style="list-style-type: none"> • HW 5.1, HW 5.3, HW 5.11, HW 5.8* • To possess emotional stability and integrated moral values
February	21	Body Awareness Recreational game	Balancing, Stretching, Pushing, Pulling, Twisting bending Dog and the Bone	<ul style="list-style-type: none"> • HW 5.1, HW 5.8* • To control movements and body actions
March	18	Yoga Recreational games	Tadasana, Trikonasana, Meditation Water colour relay.	<ul style="list-style-type: none"> • HW 5.1, HW 5.8* • To enable the stability and increase the concentration power

Note-*Denotes codes of learning outcomes specified under NIPUN Bharat Key Competencies.

HW- Health and Well Being

EC- Effective Communication

IL- Involved Learners