



**Bal Bharati**  
PUBLIC SCHOOL

Sector-21, Noida, G.B. Nagar

**CLASS II**

# SUMMER HOLIDAY HOMEWORK

Topic- **Flora and Fauna**

*"Life on Earth is a privilege, with gifts of god-  
Green and the living."*



## What is *Flora* and *Fauna* ?



Flora is all the plant life present in a particular region or time.



Fauna is all the animal life present in a region or time.

The theme aims at creating awareness about the importance of all the green and the living present on the earth and appeal to conserve the same.



# Theme- Flora and Fauna

Dear Parent,  
Warm Greetings!

Its summertime, vacation time!

As our young learners relax at home, it is our utmost responsibility to engage and stimulate our young learners in positive and constructive activities which make learning fun. The summer fun activities designed intend to sensitize the children at the foundational stages towards the goal of a greener and healthier earth. It is an integrated project with scholastic and co-scholastic activities, targeting competency-based learning.

**Each student is expected to undertake all the activities assigned in the holiday homework.**

The assigned work is to be done as per the instructions given at the end of each HHW activity..

**PLEASE NOTE:** Periodic Assessment will include grading from the Holiday Homework for scholastic and co scholastic activities. Children are requested to complete the activities and submit to their class teacher by the given dates:

# Date of Submission

S. No.	Subject	Date
1.	English	04.07.2023
2.	Hindi	06.07.2023
3.	Environmental Studies	10.07.2023
4.	Mathematics	12.07.2023
5.	ICT	14.07.2023

All the activities and the use of internet for doing the activities to be done strictly under the supervision of parents.

**NOTE-** Subject wise worksheets will be uploaded on teams. Students will do worksheets in their notebooks.

# Subject- ENGLISH

## 1. What If ?

Imagine a world where we don't have flora (plants) or fauna (animals), express your views via Flipgrid on the following:

- 1) How the world will be without all the creatures or greenery?
- 2) Mention few steps to conserve the flora and Fauna?

(Link of the Flipgrid will be updated on Class teams by the class teacher )

## 2. Recycled Garden (Integrated with Art)

Using waste material like pencil/crayon shavings, groundnut shells etc. create a beautiful garden highlighting different types of flowers, insects, birds etc on an A4 sheet. Make a list of the flowers, animals etc, depicted in your creative garden in your English notebook. (Naming Words)



**3. STUDENTS WILL WRITE ONE PAGE OF ENGLISH HANDWRITING EVERYDAY IN A SEPARATE NOTEBOOK. NOTEBOOK WILL BE SUBMITTED WITH HHW.**



## विषय - हिंदी

प्यारे बच्चों,

आम तो सबको पसंद होगा न...

तो क्यों ना आम को खाने के बाद उसकी गुठली को जमीन में बो दिया जाये....?

- आम फलों का राजा है जानते हो न और यह फल गर्मियों के मौसम में आता है....आपको आम खाने के बाद बचे हुए बीज को यानी उसक गुठली को धोकर उसे एक गमले में बो देना है।
- रोज़ उसको पानी देना मत भूलना | अपने बीज को अंकुरित होते हुए देखो| अपने प्यार पौधे का कोई नाम भी रखो और उसके साथ बातें करो |
- और हाँ अपने गमले को सुंदर पीले और हरे रंगो से सजाना मत भूलना.....|





## विषय - हिंदी

### गतिविधि

आप सभी को आम का चरित्र अभिनय करते हुए अपनी एक वीडियो बनाकर टीम्स पर अपलोड करनी है | वीडियो एक से दो मिनट की होनी चाहिए और आप प्रॉप्स का इस्तेमाल कर सकते हैं |



*हम सबको पर्यावरण संरक्षण को ध्यान में रखते हुए अपने घर के आस पास बड़े फलदार वृक्ष लगाने चाहिए जो हमको फल, छाया और सांस लेने के लिए ऑक्सीजन भी देते हैं।*

छात्र एक अलग नोटबुक में हर दिन हिंदी हस्तलिपि (लिखावट) का एक पेज लिखेंगे।  
नोटबुक HHW के साथ सबमिट किया जाएगा।

# Subject- ENVIRONMENTAL STUDIES

## 1. Nature Journaling (Integrated with English)

Bring your nature adventures to life by keeping a nature journal. Document your observations in a scrapbook about 5 different kinds of plants/ flowers/trees with drawing or photos. Under observations write 2 to 3 lines about the same.



## 2. Recycled Wildlife art Project (Integrated with Art)

Use material such as bottle caps, paper rolls, coconut shell and cardboard to make sculptures of different wildlife creature. (Sample attached.)





# Subject- ENVIRONMENTAL STUDIES

## 3. Nature Bingo

Select **any one** of the following Bingo sample and make your nature hikes more exciting. Cancel out all the items in the bingo you find during your vacations.

<https://www.handmadecharlotte.com/wp-content/uploads/2015/07/NatureBingoCards.pdf>



# Subject- **MATHEMATICS**

## 1. Place me right!- CHICKENS AND THE CLEVER FOX

Read the given story and answer the questions in your Mathematics Notebook.

*Tikloo farmer has many chickens in her farm. One day a clever fox saw these naughty chickens playing around.*

*From that day she started eating chickens everyday. Tikloo came to know about it. She asked the fox:*

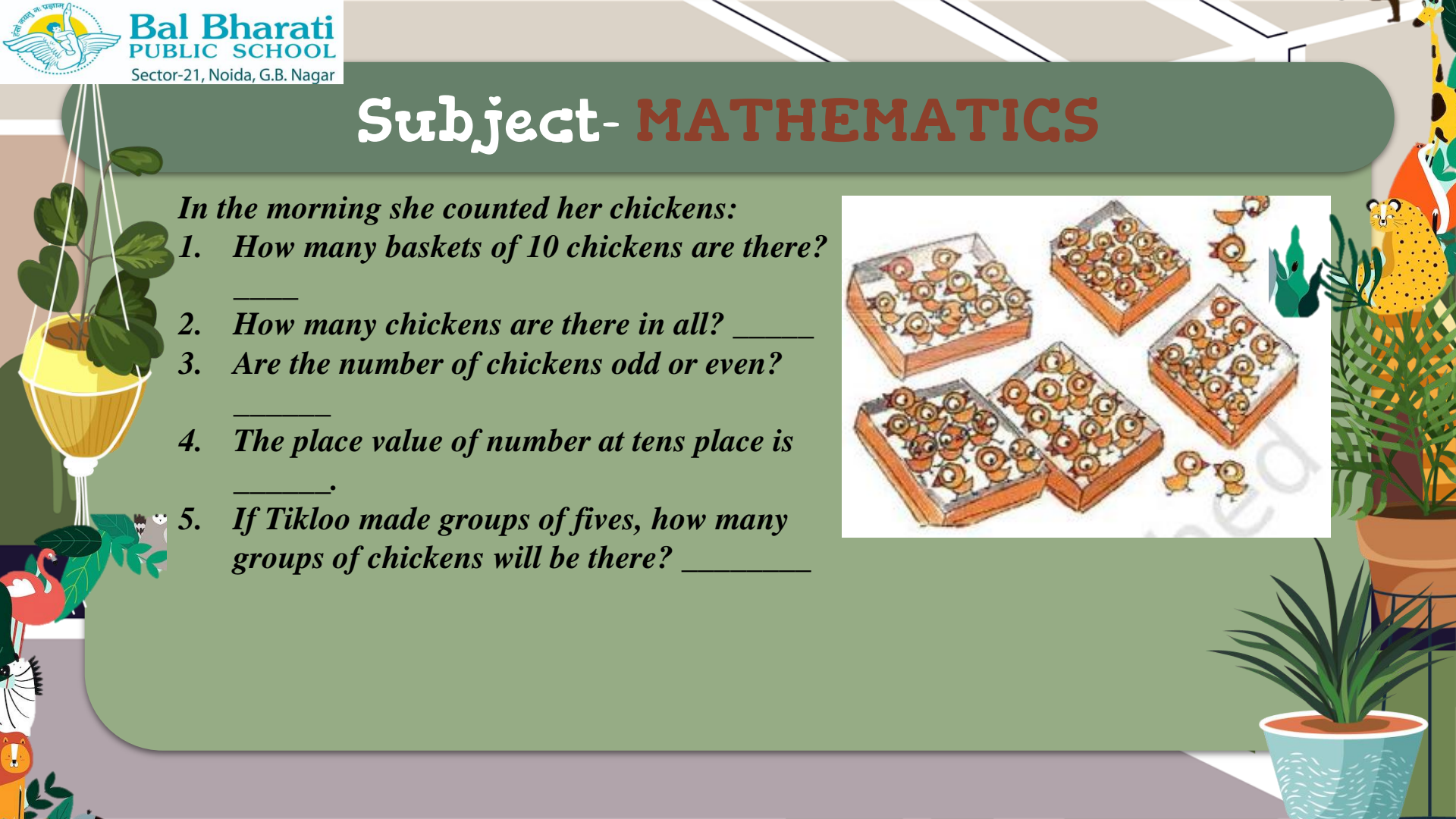
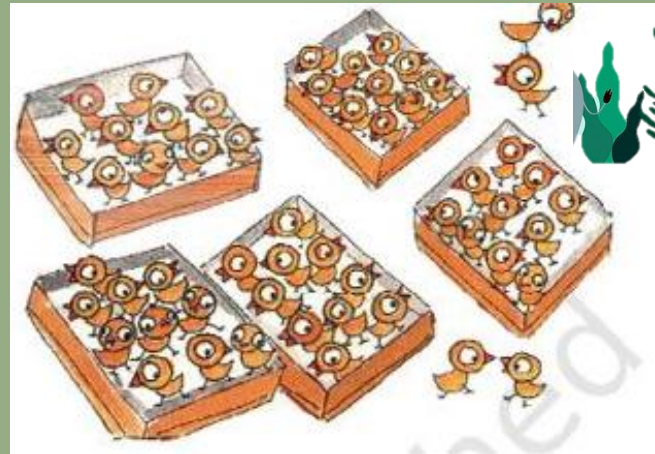


*Tikloo thought of counting her chickens every morning and evening. But the chickens kept moving around here and there . She said: I will put 10 chickens in one basket and count them. And if I find any of them missing, I will teach the fox a lesson.*

# Subject- MATHEMATICS

*In the morning she counted her chickens:*

- 1. How many baskets of 10 chickens are there?  
\_\_\_\_\_*
- 2. How many chickens are there in all? \_\_\_\_\_*
- 3. Are the number of chickens odd or even?  
\_\_\_\_\_*
- 4. The place value of number at tens place is  
\_\_\_\_\_.*
- 5. If Tikloo made groups of fives, how many  
groups of chickens will be there? \_\_\_\_\_*



# Subject- MATHEMATICS

*In the evening, she counted the chickens again:*

- 1. There are \_\_\_\_\_ baskets of 10 chickens.*
- 2. How many chickens are there in all? \_\_\_\_\_*
- 3. Are the number of chickens odd or even?  
\_\_\_\_\_*
- 4. The place value of number at ones place is  
\_\_\_\_\_.*
- 5.  $54 - \underline{\quad} = \underline{\quad}$  chickens have been eaten by the fox.*
- 6. Are there more number of chickens in the morning than evening? \_\_\_\_\_*


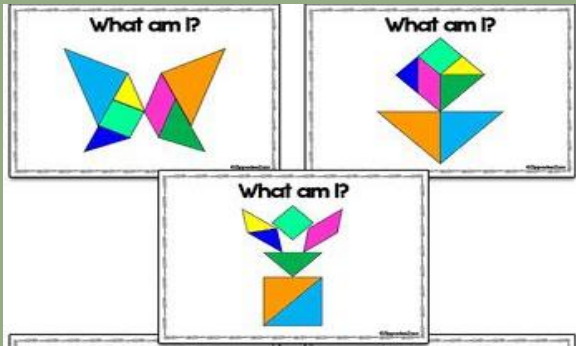
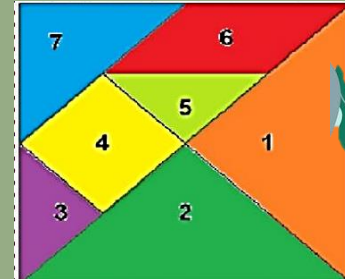


# Subject- MATHEMATICS

## 2. Tang.... Tang.....Tangrams

Tangram are Chinese puzzles comprised of a single square cut into seven pieces. You can use them to learn basic geometric shapes and to develop spatial thinking skills.

- Students will make two animals and two trees using tangrams and paste them in Mathematics notebook with labelling.



# Subject- ICT

## Paint me a Jungle !

Create a story of jungle in 3 slides in **TUX Paint**.

First slide- Animals are gathered.

Second slide- A tiger enters

Third slide- All animals run

Think and answer on an A4 sheet:

1. Which stamps are use used to create forest scenes?
2. How many magic tools are used? Name them.





**Bal Bharati**  
PUBLIC SCHOOL

Sector-21, Noida, G.B. Nagar

**Happy  
Holidays !!!**

