



**Bal Bharati**  
PUBLIC SCHOOL  
Sector-21, Noida, G.B. Nagar



**PRE PRIMARY DEPARTMENT**

**SUMMER FUN ACTIVITIES (WORKSHEETS)**

**SESSION: 2022-2023**

**THEME: LIFE ON LAND**

**15** LIFE  
ON LAND



**SDG -15**





## MORE GREEN SPACES (TYPES OF PLANTS)

NAME : \_\_\_\_\_

CLASS: \_\_\_\_\_

Match the following-

**Shrubs**



**Grapes**

**Climbers**



**Watermelon**

**Trees**



**Lemon**

**Creepers**



**Mango tree**





# MORE GREEN SPACES (PARTS OF THE PLANTS WE EAT)

NAME : \_\_\_\_\_

CLASS: \_\_\_\_\_

- We eat different parts of plants as food. Cut out the pictures given below and paste them under the correct category.

<u>ROOTS</u>	<u>STEMS</u>	<u>LEAVES</u>
<u>FLOWERS</u>	<u>FRUITS</u>	<u>SEEDS</u>





## NATURAL HABITAT AND TYPES OF NESTS

NAME : \_\_\_\_\_

CLASS: \_\_\_\_\_

- Join the dots and make a house of a weaver bird. Decorate the nest using colourful patterns and shapes. Also paste the picture of a weaver bird in its nest.






## NATURAL HABITAT AND TYPES OF NESTS

NAME : \_\_\_\_\_

CLASS: \_\_\_\_\_

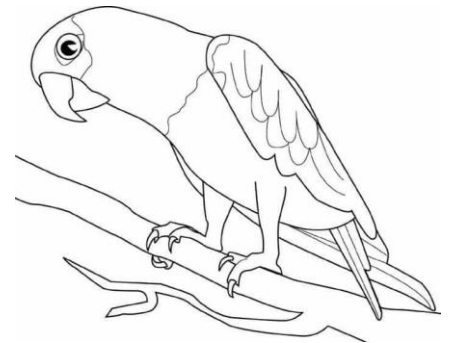
Most birds can fly, using powerful muscles to flap their wings. But a few bird species do not have strong wings to fly, so these birds are flightless and are not able to fly. Now with the help of an activity let's know about all these birds. Circle the flying birds with a blue colour and non-flying birds with brown colour.



Eagle




Penguin




Parrot



Ostrich



Pigeon



Crow



Emu




## NATURAL HABITAT AND TYPES OF NESTS

NAME : \_\_\_\_\_

CLASS: \_\_\_\_\_

### FUN WITH BUDS

- Take earbuds, dip it into different paints and put colourful dots to give life to the sparrow.







## ENDANGERED ANIMALS

NAME: \_\_\_\_\_

CLASS: \_\_\_\_\_

- Match the animal to its shadow.





## ENDANGERED ANIMALS

NAME: \_\_\_\_\_

CLASS: \_\_\_\_\_

- Identify the animal and colour its picture using the technique 'stippling'.



**NOTE:** Stippling means to fill an image using dots and long strokes/short strokes or lines.








**ENDANGERED ANIMALS**

NAME : \_\_\_\_\_

CLASS: \_\_\_\_\_

- Match the animals to the patterns found on their bodies.





## SAVE WATER (EVERY DROP COUNTS)

NAME: \_\_\_\_\_

CLASS: \_\_\_\_\_

- Dear children come, let's observe the following activities and understand the usage of water. Tick the activities that require water.



## SAVE WATER (EVERY DROP COUNTS)

NAME: \_\_\_\_\_

CLASS: \_\_\_\_\_

- Children whenever you find any leaking faucets/taps you should turn them off. Help Hydro to save water and turn off the leaking faucet by reaching it using a crayon.






## ANIMALS AND THEIR YOUNG ONES

NAME: \_\_\_\_\_


CLASS: \_\_\_\_\_

- Cut out the given jigsaw puzzle, paste the pictures of animals and their young ones on each cut out. Jumble up all the cut outs and keep them in a bowl. Ask the child to fix the cut out of the animal with their correct young one. A sample has been shown for your reference and perusal.



TIGER

CUB





## ANIMALS AND THEIR YOUNG ONES

NAME: \_\_\_\_\_

CLASS: \_\_\_\_\_

• Match the following-



Cat




Dog



Hen



Sheep



Horse




Puppy



Lamb



Kitten



Foal



Chick