



BAL BHARATI PUBLIC SCHOOL, NOIDA
CURRICULUM: PRE- PRIMARY
SESSION: 2022-23

About the Pre-Primary System

Child Education Society, the parent body of Bal Bharati Public School, Noida is committed to inspiring the learners to achieve the highest standards of intellectual, social and emotional development through its multi-faceted curriculum.

It has been researched that over 85% of a child's cumulative brain development occurs prior to the age of 6, indicating the critical importance of appropriate care and stimulation of the brain in the early years in order to ensure a healthy brain development and growth.

The Pre-Primary curriculum is age and developmentally appropriate. All the teaching learning pedagogies and the activities planned, stimulate creativity, critical thinking, communication and collaboration along with scientific temperament and logical reasoning skills. The curriculum designed is child centered providing individual learners with opportunities to explore their interests, skills and abilities at their own pace, wherein teacher plays the role of a facilitator. The curriculum is planned keeping in mind the principle of moving from known to unknown, simple to complex and concrete to abstract.

The essential elements of our curriculum are: Digital Literacy, Foundational Literacy and Numeracy, Integrated Thematic Projects, Collaborative Approach, Life Skills and Moral Values. The multifarious experiential learning activities are taken in an integrated manner lessening the burden on the learners.

The curriculum is categorized under the Learning Centers: Language and Literacy, Maths and Blocks, Creative Expressions, Science Center, Music and Movement and Life Skills through free play and hands on learning activities. They are instrumental in inculcating the 21st Century skills amongst Pre-Primary children. All activities are designed and implemented to enhance the learners' problem solving and decision-making abilities that aid in the learners' cognition in an age appropriate manner.

The daily schedule is specifically planned to foster holistic development of the learners striking a fine balance between individual and group activities. Pre- Schoolers are nurtured to become responsible and sensitive citizens of tomorrow.

Steven Anderson:

“Alone we are smart... Together we are brilliant”.

Ignacio Estrada: “If a child can't learn the way we teach, may be, we should teach the way they learn...”

Pre – Primary Curriculum

<u>Month</u>	<u>Themes</u> <u>PP</u>
April	All about me
May	Things Around Me
July	The Growing Me
August	Water
September	Animals & Insects
October	Birds
November	Means of Transport
December	Mother Earth
January	Our Helpers
February	Plants & Air
March	My School

Month – April
Theme- All About Me

Social Skill/Value/Basic Courtesies & Manners- Greeting, Use of three magic words, Taking Turns & Sharing.

<u>Language Development (English & Hindi)</u>	<u>Literacy (Hindi)</u>	<u>Literacy (English)</u>	<u>Blocks & Maths</u>	<u>Gross & Fine Motor Skills& Creative Expression</u>
<p>Circle Time- Teachers to structure the activity as per the theme and the value.</p> <p>News Of The Day –to be done on daily basis Rhymes From ‘Sing Along’ (Volume 2):</p> <ol style="list-style-type: none"> 1. Prayer (Heavenly Father) 2. Mama Darling 3. Mary Had A Little Lamb 4. Oranges & Lemons 5. Pat A cake <p>Story: The Greedy Dog बालगीत:‘कविताओं की फुहार’(भाग 2)</p> <ol style="list-style-type: none"> 1. प्रार्थना 2. तपती गर्मी 3. मेरी बिल्ली 4. आंधी आई 5. मेरी किशती <p>कहानी: दो मेंढक और दूध की मटकी</p> <p>• Name Game Each child will tell 3-4 words with the same letter as of his name.</p> <p>• Enhance Self related. Vocabulary by rhyming games and simple riddles. Let each child describe his/her immediate family.</p> <p>• Children will be made to experience different senses like feel, see, smell, hear, taste and they will be further encouraged to speak...I feel with my skin. I see with my eyes etc.</p> <p>• Watching video on good Touch and Bad Touch uploaded on the Smart Board and Have a discussion on the same, sensitising the children and making them aware.</p>	<p>• मौखिक ध्वनि विश्लेषण</p> <p>• न, ग</p> <p>• शब्दावली -नल, नारियल, नमक, नीला, नाक, नथ, गमला, गगन, गाजर, गोल, गर्मी, गुलाब इत्यादि ।</p> <p>• व, ब, क, त, प, म का पुनराभ्यास कलम से करवाया जाएगा ।</p> <p>लिखित अभ्यास - न, ग</p> <p>• स्लेट/अभ्यास पुस्तिका पर चाक /कलम से अक्षरों को लिखने एवं पढ़ने का अभ्यास</p> <p>MONTESSORI APPARATUS- रेगी अक्षर- रेगी अक्षर द्वारा अभ्यास कराया जाएगा ।</p>	<p>Reading Readiness Activities -</p> <ul style="list-style-type: none"> • Vocabulary – height, weight, number, Swan, India, Delhi, touch, taste, hear, smell, feel, big me, tall, positive words for boosting the self-concept of the child, big and small (family)etc. • Revision of all the previously done letters. • Letter and sound recognition Xx, Zz. • Alphabet Stories and rhymes to introduce the letters. • Related vocabulary with each consonant – x-mas tree, x-ray, zebra, zero etc. • Letter games • Related worksheets <p>Sight words- big, small, strong.</p> <p>Writing Readiness Activities –</p> <ul style="list-style-type: none"> • Colouring in enclosed figures • Tracing Xx, Zz (dot to dot) • Tracing in air, sand paper, sand, lentils etc. <p>Writing all the previously done letters in print using pencil.</p> <p>MONTESSORI APPARATUS- Sand paper letters</p>	<p>• Problem Solving – 4-5-piece puzzle. Revision of concept of odd one out. Child related information like age, house number, number of family members.</p> <p>• Pre number concept – Heavy / Light. Begin with Objects, Pictures, worksheets</p> <p>• Shapes – Semi Circle. Showing concrete objects in the environment. Cutting & pasting of semi-circle. Drawing of pictures with semicircle. Clay Modelling e.g. making of things with semicircle.</p> <p>• Recognition of numbers 11-15 with flash cards, modules & TLM.</p> <p>• Oral learning – 1 to 20.</p> <p>• Correlation of numbers 1 - 10. Writing of numbers 1-15 with pencil after doing 1-10 with pencil.</p> <p>MONTESSORI APPARATUS- Spindle box Cards & shells Seguin Board- I</p>	<p>Fine Motor- My Cutting skills- Cutting pictures of body parts and assemble them.</p> <p>Gross Motor- Aerobics. Experiments with Shadows.</p> <p>Sensory walking path- Teacher will add the elements of different sensory objects and make an artificial path.</p> <p>Creative Expression-Memory games- Guess my “voice”, Guess my “laughter”. (Activity based on Sense of touch and sense of vision).</p> <p>Pages from My Activity Book: 1, 2 & 3</p>

Learning Outcomes

<p>English</p> <ul style="list-style-type: none"> • The children will be able to understand simple and multi-level directions. • The children will be able to understand themselves better and verbalise their interests and likings. <p>Hindi</p> <ul style="list-style-type: none"> • बच्चे अपने शब्दों में कहानी बुनने और अपने आप को व्यक्त करने का प्रयास करेंगे। 	<ul style="list-style-type: none"> • बच्चे सरल शब्दों में अपना परिचय देने का प्रयास करेंगे। • बच्चे गर्मी के मौसम से सम्बंधित शब्दों को नियमित रूप से क्रियाओं द्वारा सक्रिय शब्दकोश में प्रयोग करेंगे। 	<ul style="list-style-type: none"> • The children will be able to identify and recognize the letter symbols and letter sounds. • The children will be able to express themselves using age appropriate vocabulary. 	<ul style="list-style-type: none"> • The children will be able to identify shapes in their surroundings. • The children will be able to sort and compare various objects. 	<ul style="list-style-type: none"> • The children will be able to enhance their fine and gross motor skills. • The children will be able to learn new words related to body parts.
----------------------------------------------------------------------------------------------------------------------------------------------------------------------------------------------------------------------------------------------------------------------------------------------------------------------------------------------------------------------------------------------------------------------------	---------------------------------------------------------------------------------------------------------------------------------------------------------------------------------------------------------------------------------	--------------------------------------------------------------------------------------------------------------------------------------------------------------------------------------------------------------------------------------------	---------------------------------------------------------------------------------------------------------------------------------------------------------------------------------------------------	------------------------------------------------------------------------------------------------------------------------------------------------------------------------------------------------------------

Month – May
Theme- Things Around Me

Social Skill/Value/Basic Courtesies & Manners- Greeting, Use of three magic words, Taking Turns & Sharing.

<u>Language Development (English & Hindi)</u>	<u>Literacy (Hindi)</u>	<u>Literacy (English)</u>	<u>Blocks & Maths</u>	<u>Gross & Fine Motor Skills& Creative Expression</u>
<p>Circle Time- Teachers to structure the activity as per the theme and the value.</p> <p>News Of The Day –to be done on daily basis Rhymes From ‘Sing Along’ (Volume 2):</p> <ol style="list-style-type: none"> 1. Prayer (Heavenly Father) 2. Mama Darling 3. Mary Had A Little Lamb 4. Oranges & Lemons 5. Pat A cake <p>Story: The Greedy Dog बालगीत:‘कविताओं की फुहार’(भाग 2)</p> <ol style="list-style-type: none"> 1. प्रार्थना 2. तपती गर्मी 3. मेरी बिल्ली 4. आंधी आई 5. मेरी किशती <p>कहानी: दो मेंढक और दूध की मटकी</p> <ul style="list-style-type: none"> • Chinese whisper Game centred around fruits, vegetables & appliances. • Flash Cards with the names of objects we use in summer season will be kept in a basket. Each child will select a flash card and speak a sentence about it. • Structured conversation on Role of Sun, benefits of sunlight and thus weather. • Creating theme related wall and encouraging conversation based on the same. • Costume Day Dress up like any character (fruits, vegetables, sun, appliances, etc) related to the theme and speak a few sentences on the same. • Visual and Auditory Discrimination Activities to be conducted in the class. • Picture Book reading with moving fingers from left to right and top to bottom. 	<ul style="list-style-type: none"> • मौखिक ध्वनि विश्लेषण - ल, र • शब्दावली - लाल, लट्टू, लंगूर, लोबिया, लालटेन, लिफाफा, लकड़ी, लोमड़ी, रस, रेलगाड़ी, रुमाल, रेत, रोटी, रस्सी, रात इत्यादि । <p>लिखित अभ्यास - ल, र</p> <p>MONTESSORI APPARATUS- रेगी अक्षर- रेगी अक्षर द्वारा अभ्यास कराया जाएगा ।</p>	<p>Reading Readiness Activities</p> <ul style="list-style-type: none"> • Vocabulary- furniture, television, almirah, bed, sofa, toys etc. • Reading aloud two letter words. e.g.- at, to, on, no, in etc. <p>Letter and sound</p> <ul style="list-style-type: none"> • recognition Nn, Mm • Alphabet Stories and rhymes to introduce the letters • Related vocabulary with each consonant – nest, nurse, mango, monkey • Letter games <p>Sight words – that, they, this</p> <p>Writing Activities</p> <ul style="list-style-type: none"> • Tracing Nn, Mm (dot to dot) • Related worksheets • Tracing activities like air, sand paper, sand, lentils etc. • Writing all the previously done letters in print using pencil. <p>Visual discrimination & perception related activities like odd one out, find the difference, complete the figure, and Bal Bharati uniform identification & discrimination.</p> <p>MONTESSORI APPARATUS- Sand paper letters</p>	<p>Problem Solving 4-5-piece puzzle (theme related objects). Revision of concept of odd one out. Child related information</p> <ul style="list-style-type: none"> • like age, house number, number of family members. Number & names of days of the week. <p>Pre number concept – In / Out with Objects, Pictures, worksheets.</p> <ul style="list-style-type: none"> • Shapes – Revision of Semi Circle. <p>Recognition of numbers 16-20</p> <ul style="list-style-type: none"> • with flash cards, modules & TLM. • Revision of concept of Correlation from numbers 1 - 10. • Writing of numbers 1-20 <p>MONTESSORI APPARATUS- Spindle box Cards & shells Seguin Board- I</p>	<p>Fine Motor- Colouring in pictures of petrol pumps, malls, road side hoarding (any environmental concept that the child recognises), gardens, temple, gurudwara, church, mosque, etc.</p> <p>Gross Motor- _Fun with Alphabets. (Letter hunt, alphabets fishing, letter tower, Race to a letter or with numbers).</p> <p>Creative expression- Creating a scene from the home environment, shopping mall, market place, road scene, railway station, etc.</p> <p>Pages from My Activity Book: 4 & 5</p>
Learning Outcomes				
<p>English</p> <ul style="list-style-type: none"> • The children will be able to identify characters and sequence of a story and ask questions about the same. <p>Hindi</p> <ul style="list-style-type: none"> • बच्चे स्वर प्रवाह तथा भावों के अनुरूप कविता पाठ करने की योग्यता विकसित करना सीखेंगे। 	<ul style="list-style-type: none"> • बच्चे भाषा कौशल के अनुप्रयोग और एकीकरण पर ध्यान केंद्रित करना सीखेंगे। • बच्चे वायु अनुरेखण और रेत अनुरेखण के द्वारा ल और र अक्षरों की बनावट को पहचानना सीखेंगे। 	<ul style="list-style-type: none"> • The children will be able to write letters with correct formation. • The children will be able to express themselves using age appropriate vocabulary. 	<ul style="list-style-type: none"> • The children will be able to sort and compare various objects. • The children will be able to build procedural skill with counting numbers in order from 1 to 20. 	<ul style="list-style-type: none"> • The children will be able to enhance their fine and gross motor skills. • The children will be able to articulate their feelings and thoughts.

Month – July
Theme- The Growing Me

Social Skill/Value/Basic Courtesies & Manners- Politeness, Punctuality & Truthfulness (Listen well, Eat well)

<u>Language Development (English & Hindi)</u>	<u>Literacy (Hindi)</u>	<u>Literacy (English)</u>	<u>Blocks & Maths</u>	<u>Gross & Fine Motor Skills & Creative Expression</u>
<p>Circle Time- Teachers to structure the activity as per the theme and the value. News Of The Day –to be done on daily basis</p> <p>Rhymes From ‘Sing Along’ (Volume 2): 1. Five Corn Buns 2. At the Crossroad 3. I hear Thunder</p> <p>Story: The Greedy Dog बालगीत:‘कविताओं की फुहार’(भाग 2) 1. पतंग 2. बन्दर और चिड़िया 3. मक्खी</p> <p>कहानी: दो मेंढक और दूध की मटकी</p> <p>• Role Play- Encourage children to understand his/her roles at home, in school, and perform.</p> <p>• With the help of a structured conversation, help children to develop positive self-concept and self-esteem by positive behaviour attributes like obedience, tolerance, politeness and punctuality.</p> <p>• Story Telling - Each child will share experience of how he/she once got hurt. The teacher will listen ,observe and collect information about each child and use this conversation to make them aware about the safety measures in school, class, home and road.</p> <p>• Rhyming Games related to the words of the theme. • Three four-line riddles created by the teachers based on theme-based words.</p>	<ul style="list-style-type: none"> • मौखिक ध्वनि विश्लेषण - स, ट, द • शब्दावली - संतरा, सीटी, सीढ़ी, सात, टब, टमाटर, टोपी, टिंडा, दवात, दीवार, दाँत, दो इत्यादि । <p>लिखित अभ्यास - स, ट, द दो अक्षर वाले शब्दों को पढ़ने और लिखने का अभ्यास कराया जायेगा ।</p> <ul style="list-style-type: none"> • चित्र पुस्तक से बच्चों को अक्षर ढूँढ़ने का प्रयास कराया जाएगा । <p>MONTESSORI APPARATUS- रेगी अक्षर- रेगी अक्षर द्वारा अभ्यास कराया जाएगा ।</p>	<p>Reading Readiness Activities</p> <ul style="list-style-type: none"> • Vocabulary – disease, injection, medicine, safety, washroom, corridor, staircase, push, run etc. • Reading aloud three letter words ‘a’ e.g. cat, bat, dad etc. • Letter and sound recognition Ss, Jj ✓ Alphabet Stories and rhymes to introduce the letters. ✓ Related vocabulary with each consonant – sun, soap, jeep, jelly etc. • Reading simple sentences with vowel a • Sight words – and, had • Other important words – in, on, under. <p>Each child to be encouraged for speaking short sentences in English.</p> <p>Writing Activities</p> <ul style="list-style-type: none"> • Tracing Ss, Jj (dot to dot) • Three letter words with vowel ‘a’ • Related worksheets • Tracing activities like air, sand paper, sand, lentils etc. • Writing all the previously done letters in print using pencil. • Exercises for Index Finger Spacing to be incorporated. <p>For left to right directionality- Picture book handling & reading.</p> <p>MONTESSORI APPARATUS- Movable Box Reading Boxes</p>	<ul style="list-style-type: none"> • Problem Solving 4-5-piece puzzle. Maze, Revision of concept of odd one out. Child related information like age, house number, number of family members. Join the dots. • Pre number concept – Fat/Thin with Objects, Pictures, worksheets. • Shapes – Heart. Showing concrete objects in the environment. Cutting & pasting of Heart. Drawing of pictures with Heart. Clay Modelling e.g. making of things with heart. • Recognition of numbers 21-30 with flash cards, modules & TLM. • Correlation of numbers 1 - 15. • Writing of numbers 1-30. • Concept of after up to 10 with concrete objects in the environment and related worksheets. <p>Theme related objects can be taken in all the activities and functions.</p> <p>MONTESSORI APPARATUS- Seguin Board- I Seguin Board- II</p>	<p>Fine Motor- Hand Washing Activity (discussion about precaution from disease).</p> <p>Gross Motor- Pattern walk- in line, on the tape, up and down the staircase, etc. Shape Movement Activities- Toss the shapes, Trace with foot, Trace with hand, Dance on a shape. A race to learn Phonics.</p> <p>Creative Expression- Dramatization of use of etiquettes in various social situations like at the park, in a party, how to talk over a call, etc.</p> <p>Pages from My Activity Book: 5, 6, 9, 10 & 11</p> <p>Let’s Innovate and Create- Integrating Toy Based Pedagogy 8-piece puzzle (Parts of the body) Children to make 8-piece puzzle with the help of cardboard, depicting the parts of the body and solve it.</p>
Learning Outcomes				
<p>English</p> <ul style="list-style-type: none"> • The children will be able to name their body parts and understand the proper way to maintain health and hygiene. <p>Hindi</p> <ul style="list-style-type: none"> • छात्र स्वर प्रवाह तथा भावों के अनुरूप कविता पाठ करने की योग्यता विकसित करना सीखेंगे । 	<ul style="list-style-type: none"> • बच्चे वायु अनुरेखण और रेत अनुरेखण के द्वारा स, ट और द अक्षरों की बनावट को पहचानना सीखेंगे। • बच्चे चित्र पुस्तक से वर्णमाला के अक्षरों की आकृति एवं ध्वनि को पहचानने का प्रयास करेंगे । 	<ul style="list-style-type: none"> • The children will be able to use new words learnt. • The children will be able to read 3 letter words (CVC). 	<ul style="list-style-type: none"> • The children will be able to sort and compare various objects. • The children will be able to develop their thinking skills and build problem solving ability. 	<ul style="list-style-type: none"> • The children will be able to develop their fine motor skills and gross motor skills. • The children will be able to identify the different parts of the body. • The children will be able to develop their critical thinking and have a meaningful & joyful learning.

Month- August

Theme- Water

Social Skill/Value/Basic Courtesies & Manners- Preservation of Physical Elements of Environment.

Language Development (English & Hindi)	Literacy (Hindi)	Literacy (English)	Blocks & Maths	Gross & Fine Motor Skills & creative Expression
<p>Circle Time- Teachers to structure the activity as per the theme and the value.</p> <p>News Of The Day –to be done on daily basis Rhymes From ‘Sing Along’ (Volume 2):</p> <ol style="list-style-type: none"> 1. Rainbow 2. One,Two, Three,..... 3. Look at the Flag <p>Story: The Greedy Dog बालगीत:‘कविताओं की फुहार’(भाग 2)</p> <ol style="list-style-type: none"> 1. फूटा पटाखा 2. अगड़म बगड़म 3. कौवे के मुँह में रोटी <p>कहानी: दो मेंढक और दूध की मटकी</p> <ul style="list-style-type: none"> • Conversation and Discussion on Need to save water and adapting correct habits for the same. • Show and Tell- Using flash cards of different sources of water. • Show the child relevant videos for scarcity of water followed by structured conversation. • Rhyming Words related to the theme. • Pronunciation Exercises Giving commands to the children and making them repeating the same • Depicting Water cycle on the theme wall and encouraging conversation • Picture Book Reading 	<ul style="list-style-type: none"> • मौखिक ध्वनि विश्लेषण - ड, ह, य • शब्दावली - डमरू, डाकिया, डोली, डफली, हाथ, हथौड़ा, हवेली, हाथी, होली, यज्ञ, यातायात, यमुना, इत्यादि । <p>लिखित अभ्यास - ड, ह, य</p> <p>दो अक्षर वाले शब्दों को पढ़ने और लिखने का अभ्यास कराया जायेगा ।</p> <p>MONTESSORI APPARATUS- रेगी अक्षर चल अक्षर माला</p>	<p>Reading Readiness Activities</p> <ul style="list-style-type: none"> • Vocabulary – river, pond, dam, well, rain, pollution, dirty, clean, waste, thirsty, colour, taste, smell, drink, splash, puddle, etc. • Reading aloud three letter words with vowel ‘o’ e.g. box, rod, hot, top etc. • Letter and sound recognition - Yy, Qq, Gg • Alphabet Stories and rhymes to introduce the letters • Related vocabulary with each consonant – yarn, yoga, queen, quilt, girl, grapes • Reading simple sentences with vowel ‘o’ • Sight words – who, did, not Use of this and that. <p>Writing Activities</p> <ul style="list-style-type: none"> • Three letter words with vowel ‘o’ • Related worksheets • Tracing Yy, Qq, Gg (dot to dot) • Tracing activities like air, sand paper, sand, lentils etc. • Writing all the previously done letters in print using pencil • Exercises for Index Finger Spacing to be incorporated. • For left to right directionality- Picture book handling & reading <p>MONTESSORI APPARATUS-Movable Box Reading Boxes</p>	<ul style="list-style-type: none"> • Problem Solving 4-5-piece puzzle. Maze. Revision of concept of odd one out. Child related information like age, house number, number of family members. Join the dots. • Pre number concept – Revision of Heavy / Light & Fat/ Thin with Objects, Pictures, worksheets. • Shapes – Revision of Semi circle & Heart. • Recognition of numbers 31-40. with flash cards, modules & TLM. • Correlation of numbers 1 – 20. • Writing of numbers 1-40. • Concept of what comes after till 20. <p>Theme related objects can be taken in all the activities and functions.</p> <p>MONTESSORI APPARATUS – Seguin board- I Seguin Board- II</p>	<p>Fine Motor- Sponge squeezing- Dip the sponge in water and fill the bottle.</p> <p>Gross Motor- Teacher will make artificial puddle area and encourage each child for capturing a model of frog in a ring.</p> <p>Creative Expression- Simple experiment of water. “Experiment Day”.</p> <p>Pages from My Activity Book: 7, 8, 12 & 13</p> <p>Let’s Innovate and Create- Integrating Toy Based Pedagogy Kite Making Children to make kites with origami sheets and fly it on Independence Day.</p>

Learning Outcomes

<p>English</p> <ul style="list-style-type: none"> • The children will be able to understand the importance and hence will learn ways to protect the most precious and exhaustive natural resource of Earth i.e. water. <p>Hindi</p> <ul style="list-style-type: none"> • बच्चे भाव भंगिमाओं के साथ कविता गायन के कौशल का विकास करेंगे । 	<ul style="list-style-type: none"> • बच्चे वायु अनुरेखण और रेत अनुरेखण के द्वारा ड, ह और य अक्षरों की बनावट को पहचानना सीखेंगे। • बच्चे जल से सम्बंधित शब्दों को नियमित रूप से क्रियाओं द्वारा सक्रिय शब्दकोश में प्रयोग करेंगे। 	<ul style="list-style-type: none"> • The children will be able to recognize and write letters a-z. • The children will be able to write three letter words. • The children will be able to follow left to right directionality. 	<ul style="list-style-type: none"> • The children will be able to understand and draw patterns. • The children will be able to correlate symbols 1-20 with appropriate quantity. 	<ul style="list-style-type: none"> • The children will be able to gain strength and confidence in their body movements. • The children will be able to boost their critical thinking and observation skills. • The children will be able to develop their fine motor skills and gross motor skills.
-------------------------------------------------------------------------------------------------------------------------------------------------------------------------------------------------------------------------------------------------------------------------------------------------------------------------------------------------------------------------------------	----------------------------------------------------------------------------------------------------------------------------------------------------------------------------------------------------------------------------------------------------------	------------------------------------------------------------------------------------------------------------------------------------------------------------------------------------------------------------------------------------------------------------------	----------------------------------------------------------------------------------------------------------------------------------------------------------------------------------------------------------	--------------------------------------------------------------------------------------------------------------------------------------------------------------------------------------------------------------------------------------------------------------------------------------------------------------------------------------

Month- September
Theme- Animals & Insects

Social Skill/Value/Basic Courtesies & Manners- Kindness & Honesty

**- Rhymes & Stories according to the theme (animals) to supersede all other activities.

Language Development (English & Hindi)	Literacy (Hindi)	Literacy (English)	Blocks & Maths	Gross & Fine Motor Skills & Creative Expression
<p>Circle Time- Teachers to structure the activity as per the theme and the value.</p> <p>News Of The Day –to be done on daily basis</p> <p>Rhymes From ‘Sing Along’ (Volume 2):</p> <ol style="list-style-type: none"> Tommy's Thumb Insy Winsy Spider Old Mcdonald <p>Story: Monkeys and the Cap seller</p> <p>बालगीत: ‘कविताओं की फुहार’ (भाग 2)</p> <ol style="list-style-type: none"> शैतान चूहा चम चम चम्बल भालू <p>कहानी: चरवाहा और भेड़िया</p> <ul style="list-style-type: none"> Sound Discrimination Activity for identifying sounds of animals & insects. Create an animal corner with their food, young ones and habitat as a class activity and then make the children indulge in a conversation. Rhyming Game using words based on the theme. Two- four line riddles to identify animals/insects their young ones and food. Role Play Doctor Speak about diseases caused by insects and precautions to be taken. Picture Book Reading 	<ul style="list-style-type: none"> मौखिक ध्वनि विश्लेषण- ढ, ठ, ण शब्दावली - ढक्कन, ढाल, ढोलक, ढीला, ठेला, ठेरा, ठप्पा इत्यादि । <p>लिखित अभ्यास - ढ, ठ, ण</p> <ul style="list-style-type: none"> दो एवं तीन अक्षर वाले शब्दों को पढ़ने और लिखने का अभ्यास कराया जायेगा । <p>अंताक्षरी - बच्चों को शब्दों की अंताक्षरी खेलने के लिए प्रोत्साहित किया जायेगा ।</p> <p>MONTESSORI APPARATUS- रेगी अक्षर चल अक्षर माला</p>	<p>Reading Readiness Activities</p> <ul style="list-style-type: none"> Vocabulary – names of young ones of animals, homes, sounds, insects etc. Reading aloud three letter words with vowel ‘i’ e.g.- lip, sit, dip, big etc. Reading simple sentences with vowel ‘i’ 2 pairs of Opposite words. e.g. – hot-cold, open-close etc. <p>Writing Activities</p> <ul style="list-style-type: none"> Three letter words with vowel ‘i’ Related worksheets Exercises for Index Finger Spacing to be incorporated. <p>For left to right directionality- Picture book handling & reading.</p> <p>MONTESSORI APPARATUS- Movable Boxes Reading Boxes</p>	<ul style="list-style-type: none"> Problem Solving 4-5-piece puzzle. Maze. Complete the patterns. Number Games. Pre number concept – Front / Back with Objects, Pictures, worksheets. Shapes – Diamonds. Showing concrete objects in the environment. Clay Modelling eg. making of things with diamond. Recognition of numbers 41-50 with flash cards, modules & TLM. Oral Counting – 1 to 50. Correlation of numbers 1 – 20. Writing of numbers 1-50. Back counting 10-1 Concept of what comes in between till 10. <p>Theme related objects can be taken in all the activities and functions.</p> <p>MONTESSORI APPARATUS- Seguin board- II</p>	<p>Fine Motor- Best out of waste (Making animal and insects from waste material).</p> <p>Gross Motor- Fancy dress on the theme.</p> <p>Creative expression- Nukkad Naatak- (Awareness about disease like dengue and Malaria.</p> <p>Pages from My Activity Book: 14, 15 & 16</p> <p>Let’s Innovate and Create- Integrating Toy Based Pedagogy Clay Modelling Children to make different animals with the help of clay and recite rhymes/stories of their choice by using clay animals as props.</p>

Learning Outcomes

<p>English</p> <ul style="list-style-type: none"> The children will be able to learn about animals and appreciate the fact that humans share the Earth with animals and other living beings. <p>Hindi</p> <ul style="list-style-type: none"> बच्चे स्वर प्रवाह तथा भावों के अनुरूप कविता पाठ करने की योग्यता विकसित करेंगे । 	<ul style="list-style-type: none"> बच्चे भाषा में निहित ध्वनियों और शब्दों के साथ अन्ताक्षरी खेलने का आनंद लेंगे । बच्चे पशु-पक्षियों की प्रजातियों, विशेषताओं, निवास की आवश्यकताओं और जीवन चक्रों की पहचान करने में सक्षम होंगे। 	<ul style="list-style-type: none"> The children will be able to read letter ‘i’ centre CVC words. The children will be able to read simple sentences using three letter words. 	<ul style="list-style-type: none"> The children will be able to solve problems using logical, analytical and reasoning skills. The children will be able to draw various objects based on different shapes. 	<ul style="list-style-type: none"> The children will be able to learn the creative use of waste items. The children will know more about useful insects and will be cautious about the diseases spread by harmful insects. The children will be able to enhance their observation and speaking skills.
--------------------------------------------------------------------------------------------------------------------------------------------------------------------------------------------------------------------------------------------------------------------------------------------------------------------------------------------------------------------------	-----------------------------------------------------------------------------------------------------------------------------------------------------------------------------------------------------------------------------------------------------------	--------------------------------------------------------------------------------------------------------------------------------------------------------------------------------------------------------	-------------------------------------------------------------------------------------------------------------------------------------------------------------------------------------------------------------------------------------	-----------------------------------------------------------------------------------------------------------------------------------------------------------------------------------------------------------------------------------------------------------------------------------------------------------------------------------------

Month- October

Theme- Birds (Crow, Pigeon, Peacock, Parrot, Eagle, Ostrich, Penguin & Woodpecker)

Social Skill/Value/Basic Courtesies & Manners- Happiness

Language Development (English & Hindi)	Literacy (Hindi)	Literacy (English)	Blocks & Maths	Gross & Fine Motor Skills & Creative Expression
<p>Circle Time- Teachers to structure the activity as per the theme and the value.</p> <p>News Of The Day –to be done on daily basis Rhymes From ‘Sing Along’ (Volume 2):</p> <ol style="list-style-type: none"> 1. Out in the Garden 2. Goosey, Goosey, Gander 3. Green Vegetables <p>Story: Monkeys and the Cap seller बालगीत: ‘कविताओं की फुहार’ (भाग 2)</p> <ol style="list-style-type: none"> 1. गांधीजी के बन्दर 2. चिड़िया, चिड़िया 3. एक चिड़ा था <p>कहानी: चरवाहा और भेड़िया</p> <ul style="list-style-type: none"> • Conversation & discussion on different birds and their features. • Role Play- Imagine oneself to be a bird and speak a few sentences about that bird. • Picture Books and Flash cards to be used in class to know more about birds, beaks, feathers etc. • Rhyming Games • Two-four-line riddles • Create a bird and animal wall. Encourage theme related conversation. 	<ul style="list-style-type: none"> • मौखिक ध्वनि विश्लेषण - ख, घ, ध, • शब्दावली - खत, खरबूजा, खिड़की, खाली, घर, घोंसला, घड़ा, घड़ी, धनुष, धन, धोबी, इत्यादि । <p>लिखित अभ्यास - ख, घ & ध</p> <p>दो एवं तीन अक्षर वाले शब्दों को पढ़ने और लिखने का अभ्यास ।</p> <p>MONTESSORI APPARATUS- रेगी अक्षर चल अक्षर माला</p>	<p>Reading Readiness Activities</p> <ul style="list-style-type: none"> • Vocabulary – names of birds, flightless, fly, high, beak, feathers, tail, home, wings, nest, move, care, egg, grains etc. • Reading aloud three letter words with vowel ‘u’ e.g.- sun, cup, nut, etc. <p>Reading simple sentences.</p> <p>Writing Activities</p> <ul style="list-style-type: none"> • Three letter words with vowel ‘u’ • Short sentences with vowel ‘u’ • Related worksheets • Exercises for Index Finger Spacing to be incorporated. <p>For left to right directionality- Picture book handling & reading.</p> <p>MONTESSORI APPARATUS- Movable Boxes Reading Boxes</p>	<ul style="list-style-type: none"> • Problem Solving 4-5-piece puzzle. Maze. Complete the patterns. Number Games. • Pre number concept – Heavy/Light with Objects, Pictures, worksheets. • Shapes – Star. Showing concrete objects in the environment. Cutting & pasting of Star. Drawing of pictures with Star. Clay modelling e.g. making of things with star. • Revision of Recognition of numbers 1-50 with flash cards, modules & TLM. • Oral Counting – 1 to 50. • Correlation of numbers 1 – 20. • Writing of numbers 1-50. • Back counting 20-1. • Concept of what comes in between till 20. <p>Theme related objects can be taken in all the activities and functions.</p> <p>MONTESSORI APPARATUS- Seguin board- II</p>	<p>Fine Motor- Feather painting.</p> <p>Gross Motor- The egg-a-thon- (Relay)-Use a table spoon and an artificial egg.</p> <p>Creative Expression- Imitating bird sounds and creating a nest.</p> <p>Pages from My Activity Book: 17 & 18</p> <p>Let’s Innovate and Create- Integrating Toy Based Pedagogy Mobile Making Children to make a mobile depicting the things we see up in the sky.</p>

Learning Outcomes

<p>English</p> <ul style="list-style-type: none"> • The children will be able to enhance their vocabulary. • The children will be able to know more about our feathered friends. <p>Hindi</p> <ul style="list-style-type: none"> • बच्चे सुनी सामग्री (कहानी, कविता आदि) के बारे में बातचीत, अपनी राय, प्रश्न निर्माण करना सीखेंगे। 	<ul style="list-style-type: none"> • बच्चे वायु अनुरेखण और रेत अनुरेखण के द्वारा ख, घ, और ध अक्षरों की बनावट को पहचानना सीखेंगे। 	<ul style="list-style-type: none"> • The children will be able to read letter ‘u’ centre CVC words. • The children will be able to read simple sentences using three letter words. 	<ul style="list-style-type: none"> • The children will be able to apply their knowledge and understanding to know the concept of zero. • The children will be able to correlate symbols with quantity from numbers 1 to 20. 	<ul style="list-style-type: none"> • The children will be able to produce creative work demonstrating innovation. • The children will be able to learn the sounds of different birds. • The children will be able to enhance their observation skills and awareness of their environment.
------------------------------------------------------------------------------------------------------------------------------------------------------------------------------------------------------------------------------------------------------------------------------------------------------------------------------------------------------------------------------------------	-------------------------------------------------------------------------------------------------------------------------------------------------	------------------------------------------------------------------------------------------------------------------------------------------------------------------------------------------------------------	-----------------------------------------------------------------------------------------------------------------------------------------------------------------------------------------------------------------------------------------------------	----------------------------------------------------------------------------------------------------------------------------------------------------------------------------------------------------------------------------------------------------------------------------------------------------------------------------

Month- November
Theme- Means of Transport

Social Skill/Value/Basic Courtesies & Manners- Cleanliness.

Language Development (English & Hindi)	Literacy (Hindi)	Literacy (English)	Blocks & Maths	Gross & Fine Motor Skills & creative Expression
<p>Circle Time- Teachers to structure the activity as per the theme and the value.</p> <p>News Of The Day –to be done on daily basis Rhymes From ‘Sing Along’ (Volume 2):</p> <ol style="list-style-type: none"> 1. Around Me 2. Mulberry Bush 3. To Market <p>Story: Monkeys and the Cap seller बालगीत: ‘कविताओं की फुहार’ (भाग 2)</p> <ol style="list-style-type: none"> 1. केले का मज़ा 2. जोकर 3. बच्चों की रेल <p>कहानी: चरवाहा और भेड़िया</p> <ul style="list-style-type: none"> • Conversation and discussion on Means Of Transport. Also, shortlist 3-4 important road signs & make the children recognize these through meaningful conversation. • Show and Tell- Bring the toy train or means of transport and speak a few sentences on the same. • To and Fro- A traffic Park interaction to be encouraged focusing on road safety • Reading of class library books 	<ul style="list-style-type: none"> • मौखिक ध्वनि विश्लेषण - फ, थ, छ • शब्दावली - फल, फूल, फव्वारा, फसल, फन, थाली, थैला, थरमस, थोड़ा, छाता, छत, छोटा, छाया, छननी इत्यादि । <p>लिखित अभ्यास - फ, थ, छ</p> <p>दो,तीन एवं चार अक्षर वाले शब्दों को पढ़ने और लिखने का अभ्यास</p> <p>MONTESSORI APPARATUS- रेगी अक्षर चल अक्षर माला</p>	<p>Reading Readiness Activities</p> <ul style="list-style-type: none"> • Vocabulary- signal, traffic, safety, honk, slow, fast, move, ticket, travel, passengers, exit, entry. • Reading aloud three letter words with vowel ‘e’ e.g.- pen, leg, jet etc. • Reading simple sentences. • Read aloud stories <p>Action words related to the theme (only five).</p> <p>Writing Activities</p> <ul style="list-style-type: none"> • Three letter words with vowel ‘e’ • Related worksheets. • Exercises for Index Finger Spacing to be incorporated. <p>For left to right directionality- Picture book handling & reading.</p> <p>MONTESSORI APPARATUS- Movable Box Reading Boxes</p>	<ul style="list-style-type: none"> • Problem Solving 4-5-piece puzzle. Maze. Complete the patterns. Number Games. • Pre number concept – Before & After (time & space). Revision of Heavy/Light., More / Less with Objects, Pictures, worksheets. • Shapes – Revision of Diamond & Star. • Oral Counting – 1 to 50 • Correlation of numbers 1 – 30. • Writing of numbers 1-50 (Practice). • Back counting 10-1 • Revision of what comes After and between. • Concept of what comes before upto 10. <p>Theme related objects can be taken in all the activities and functions.</p> <p>MONTESSORI APPARATUS- Seguin board- II</p>	<p>Fine Motor- Shape collage making on road transport.</p> <p>Gross Motor- Musical chair Transportation (Road, Air and Water).</p> <p>Creative Expression- Boat science (concept of sink & float).</p> <p>Pages from My Activity Book: 19</p> <p>Let’s Innovate and Create- Integrating Toy Based Pedagogy Peg Toys Children to make various means of transport using used match boxes, pegs and ice cream sticks and use them as toy vehicles.</p>

Learning Outcomes

<p>English</p> <ul style="list-style-type: none"> • The children will be able to express themselves using age appropriate vocabulary. • The children will be able to learn about different means of transport and identify several modern forms of transportation and decide the best option for specific situations. <p>Hindi</p> <ul style="list-style-type: none"> • बच्चे सुनी कहानियों और कविताओं को समझकर उन्हें अपने अनुभवों से जोड़ पाने तथा उन्हें अपने शब्दों में कह पाने का प्रयास करेंगे । 	<ul style="list-style-type: none"> • बच्चे यातायात और सावधानियों से सम्बंधित शब्दों को नियमित रूप से क्रियाओं द्वारा सक्रिय शब्दकोश में प्रयोग करना सीखेंगे। 	<ul style="list-style-type: none"> • The children will be able to read and write ‘e’ centre CVC words. • The children will be able to read simple sentences using three letter words. 	<ul style="list-style-type: none"> • The children will be able to understand and draw patterns. • The children will be able to solve problems using logical, analytical and reasoning skills. 	<ul style="list-style-type: none"> • The children will be able to differentiate between different modes of transport. • The children will have well-coordinated body movements. • The children will be able to enhance their critical thinking skills. • The children will be able to observe, think logically and infer. (scientific temperament)
-------------------------------------------------------------------------------------------------------------------------------------------------------------------------------------------------------------------------------------------------------------------------------------------------------------------------------------------------------------------------------------------------------------------------------------------------------------------------------------------------------------------------------------------------------------	-----------------------------------------------------------------------------------------------------------------------------------------------------------------------------	---------------------------------------------------------------------------------------------------------------------------------------------------------------------------------------------------------------	-----------------------------------------------------------------------------------------------------------------------------------------------------------------------------------------------------------------------	----------------------------------------------------------------------------------------------------------------------------------------------------------------------------------------------------------------------------------------------------------------------------------------------------------------------------------------------------------------------------------------------

Month- December
Theme- Mother Earth

Social Skill/Value/Basic Courtesies & Manners - Sharing

Language Development (English & Hindi)	Literacy (Hindi)	Literacy (English)	Blocks & Maths	Gross & Fine Motor Skills & Creative Expression
<p>Circle Time- Teachers to structure the activity as per the theme and the value.</p> <p>News Of The Day –to be done on daily basis</p> <p>Rhymes From ‘Sing Along’ (Volume 2):</p> <ol style="list-style-type: none"> 1. Jingle Bells 2. Sing a song 3. Miss Molly <p>Story: The Ant and the Dove</p> <p>बालगीत: ‘कविताओं की फुहार’ (भाग 2)</p> <ol style="list-style-type: none"> 1. आओ खेलें खेल 2. हमने तीन चीजें देखी 3. खिलौने वाला <p>कहानी: मोची और बौने</p> <ul style="list-style-type: none"> • Cleanliness& Neatness (following a Hygiene regime specifically during winter season) Conversation • Show and tell - Things we use in winter season. • Rhyming game related to theme related words. • Reading of class library books. 	<ul style="list-style-type: none"> • मौखिक ध्वनि विश्लेषण - भ, झ, च • शब्दावली -भालू, भिंडी, भुट्टा, भैंस, भूरा, झाड़ू, झंडा, झरना, झोपड़ी, झील, चाकू, चम्मच, चीकू, चमेली, चीनी इत्यादि । <p>लिखित अभ्यास - भ, झ, च</p> <p>दो,तीन एवं चार अक्षर वाले शब्दों को पढ़ने और लिखने का अभ्यास ।</p> <p>MONTESSORI APPARATUS- रेगी अक्षर चल अक्षर माला</p>	<p>Reading Readiness Activities</p> <ul style="list-style-type: none"> • Vocabulary- trees, plants, save, nature, clean, mountains, pollution, etc. • Revision of three letter words with vowel a, e, i, o, u and related activities. • Read aloud stories <p>Reading of four letter words with “a”. eg- hand, flag, etc.</p> <p>Writing Activities</p> <ul style="list-style-type: none"> • Writing of three letter words with vowel a, e, i, o, u • Recapitulation of three letter words <p>Related worksheets</p> <p>MONTESSORI APPARATUS- Movable Box Reading Boxes</p>	<ul style="list-style-type: none"> • Problem Solving 4-5-piece puzzle. Maze. Complete the patterns. Number Games. • Pre number concept – Hot/Cold(temperature)with Objects, Pictures, worksheets. • Shapes – Revision of Semicircle, Heart, Diamond & Star. • Oral Counting – 1 to 50. • Correlation of numbers 1 – 40. • Writing of numbers 1-50. • Back counting 20-1. • Concept of what comes before up to 20. • Recognition of Signs of + and = <p>Theme related objects can be taken in all the activities and functions.</p> <p>MONTESSORI APPARATUS- Seguin board- II</p>	<p>Fine Motor- Use of Paper bag (paper bag making).</p> <p>Gross Motor- Any relay race based on winter fruits & vegetables.</p> <p>Creative expression-Welcome to Santa (cleanliness drive in school campus).</p> <p>Pages from My Activity Book: 20 & 21</p> <p>Let’s Innovate and Create- Integrating Toy Based Pedagogy - 8 piece puzzle Children to make a 8-piece puzzle with card board ,depicting winter season .</p>

Learning Outcomes

<p>English</p> <ul style="list-style-type: none"> • The children will be aware of the fact that they need to protect their home i.e. our Earth. <p>Hindi</p> <ul style="list-style-type: none"> • बच्चे कविता एवं कहानी रुचि लेकर सुनेंगे और उसके बारे में अपने विचार अभिव्यक्त करने का प्रयास करेंगे । 	<ul style="list-style-type: none"> • बच्चे भाषा कौशल के अनुप्रयोग और एकीकरण पर ध्यान केंद्रित करना सीखेंगे। • बच्चे ध्वनि-अक्षर सम्बन्ध को पहचान कर दो, तीन एवं चार अक्षरों वाले शब्दों को पढ़ने व लिखने का अभ्यास करेंगे । 	<ul style="list-style-type: none"> • The children will be able to read and write all CVC words. • The children will be able to read four letter words with vowel ‘a’. 	<ul style="list-style-type: none"> • The children will be able to build procedural skill with counting numbers in order from 1 to 50. • The children will be able to correlate symbols with quantity from numbers 1 to 40. The children will be able to write numbers with proper formation. 	<ul style="list-style-type: none"> • The children will be able to work collaboratively towards achieving cleanliness. • The children will be able to show perseverance and commitment. • The children will be able to enhance their critical thinking skills and observation skills. • The children will be able to familiarise themselves with the environment.
-----------------------------------------------------------------------------------------------------------------------------------------------------------------------------------------------------------------------------------------------------------------------------------------------------------------------------------------------------	-----------------------------------------------------------------------------------------------------------------------------------------------------------------------------------------------------------------------------------------------------	-----------------------------------------------------------------------------------------------------------------------------------------------------------------------------------------------	--------------------------------------------------------------------------------------------------------------------------------------------------------------------------------------------------------------------------------------------------------------------------------------------------------------------------	------------------------------------------------------------------------------------------------------------------------------------------------------------------------------------------------------------------------------------------------------------------------------------------------------------------------------------------------------------------------------------------------------------

Month- January
Theme- Our Helpers.

Social Skill/Value/Basic Courtesies & Manners – Gratitude & Respect for Nation.

Language Development (English & Hindi)	Literacy (Hindi)	Literacy (English)	Blocks & Maths	Gross & Fine Motor Skills & Creative Expression
<p>Circle Time- Teachers to structure the activity as per the theme and the value.</p> <p>News Of The Day –to be done on daily basis</p> <p>Rhymes From ‘Sing Along’ (Volume 2):</p> <ol style="list-style-type: none"> Hello! Mr. Helper Found a Peanut Going to the City <p>Story: The Ant and the Dove</p> <p>बालगीत:‘कविताओं की फुहार’(भाग 2)</p> <ol style="list-style-type: none"> वीर सिपाही पीं, पीं, ड.र मेरी छोटी सी गुड़िया <p>कहानी: मोची और बौने</p> <ul style="list-style-type: none"> Conversation and discussion on Our Helpers specifically channelizing for the services /professions of our family members and role of neighbours and Domestic & School helpers. Show and tell Talk on objects we use as our helpers including Technology - computer, mobile phone. Rhyming Games on theme related words. Bridging the gap activities to be conducted for smooth transition from PP II to Class I. 	<ul style="list-style-type: none"> मौखिक ध्वनि विश्लेषण - ज, श, ष शब्दावली -जहाज, जग, जीभ, जूता, जलेबी, शलगम, शीशा, शाल, शरबत, षट्कोण इत्यादि । <p>लिखित अभ्यास - ज, श, ष</p> <p>दो,तीन एवं चार अक्षर वाले शब्दों को पढ़ने और लिखने का अभ्यास कराया जाएगा ।</p> <p>शब्दों को पूरा करने का अभ्यास कराया जाएगा ।</p> <p>MONTESSORI APPARATUS- रेगी अक्षर चल अक्षर माला</p>	<p>Reading Readiness Activities</p> <ul style="list-style-type: none"> Vocabulary- guard, helpers, help, whistle, broom, tools, helpers at home & school, computer, mouse, keyboard, monitor, video, audio, teacher, doctor Reading of simple sentences and sight words already covered. Read aloud stories <p>Reading of four letter words with “i”. e.g.- trim, flip, etc.</p> <p>Writing Activities</p> <ul style="list-style-type: none"> Writing of simple sentences using mixed vowels and sight words <p>Related worksheets</p> <p>MONTESSORI APPARATUS-Movable boxes</p>	<ul style="list-style-type: none"> Problem Solving 4-5-piece puzzle. Maze. Complete the patterns. Number Games. Pre number concept – Thick / Thin with Objects, Pictures, worksheets. Shapes – Cone. Showing concrete objects in the environment. Cutting & pasting of Cone. Drawing of pictures with Cone. Clay Modelling eg. making of things with cone. Correlation of numbers 1 –20. Writing of numbers 1-50. Back counting 20-1 Single line addition from 1 to 9 <p>Theme related objects can be taken in all the activities and functions.</p> <p>MONTESSORI APPARATUS- Seguin board- II</p>	<p>Fine Motor- Collage making for different parts of a computer system.</p> <p>Gross Motor- Mock drill- social game for prevention from fire or Earth quake.</p> <p>Creative Expression- Fashion show- on community helpers. Pretend play (teacher will make a setup of a restaurant and kids will do the role play of the staff. Same thing can be done with other community services and technology (as a helper) to be catered to).</p> <p>Pages from My Activity Book: 22</p> <p>Let’s Innovate and Create- Integrating Toy Based Pedagogy Paper Bag Puppet Children to make a paper bag puppet depicting people who help us and speak a few lines about the same.</p>

Learning Outcomes

<p>English</p> <ul style="list-style-type: none"> The children will be able to know about different community helpers, their invaluable role in our lives and imbibing the value of helping others. <p>Hindi</p> <ul style="list-style-type: none"> बच्चे अपनी कल्पना से कहानी बुनने का प्रयास करेंगे । 	<ul style="list-style-type: none"> बच्चे ध्वनि-अक्षर सम्बन्ध को पहचान कर दो, तीन एवं चार अक्षरों वाले शब्दों को पूरा करने का अभ्यास करेंगे । 	<ul style="list-style-type: none"> The children will be able to express themselves using age appropriate vocabulary. The children will be able to read and write simple sentences. 	<ul style="list-style-type: none"> The children will be able to draw/count/pick objects for the given number. The children will be able to write numbers with proper formation. The children will be able to solve problems using logical, analytical and reasoning skills. 	<ul style="list-style-type: none"> The children will be able to know about the precautions that need to be taken in case of disasters like an earthquake, flood and fire. The children will be able to value the role of people who help us like firefighters, doctors, nurses, police etc. The children will be able to enhance their speaking skills and understand the important people in our society.
-----------------------------------------------------------------------------------------------------------------------------------------------------------------------------------------------------------------------------------------------------------------------------------------------------------------------------------------------------	-------------------------------------------------------------------------------------------------------------------------------------------------------------	------------------------------------------------------------------------------------------------------------------------------------------------------------------------------------------------------------	---------------------------------------------------------------------------------------------------------------------------------------------------------------------------------------------------------------------------------------------------------------------------------------------------------	---------------------------------------------------------------------------------------------------------------------------------------------------------------------------------------------------------------------------------------------------------------------------------------------------------------------------------------------------------------------------------------------------------------------------------------------

- ❖ Reading phonograms & four letter words.
- ❖ Reading Hindi words – flip calendar

Month- February.
Theme- Plants & Air.

Social Skill/Value/Basic Courtesies & Manners - "Green" habits.

<u>Language Development (English & Hindi)</u>	<u>Literacy (Hindi)</u>	<u>Literacy (English)</u>	<u>Blocks & Maths</u>	<u>Gross & Fine Motor Skills & Creative Expression</u>
<p>Circle Time- Teachers to structure the activity as per the theme and the value.</p> <p>News Of The Day –to be done on daily basis</p> <p>Rhymes From ‘Sing Along’ (Volume 2):</p> <ol style="list-style-type: none"> 1. Boogie Woogie 2. Churmura <p>Story: The Ant and the Dove</p> <p>बालगीत:‘कविताओं की फुहार’(भाग 2)</p> <ol style="list-style-type: none"> 1. चना कैसे बोया 2. एक बुढ़िया ने <p>कहानी: मोची और बौने</p> <ul style="list-style-type: none"> • Magic Box- Pick a picture from the box and initiate conversation on the same focussing on healthy Air and & Air Pollution. • Bridging activities to be conducted for smooth transition from PPII to Class I. 	<p>Reading activities.</p> <ul style="list-style-type: none"> • सभी स्वरों की पहचान एवं लिखित अभ्यास करवाया जायेगा • दो, तीन एवं चार अक्षर वाले शब्दों से वाक्यों का निर्माण • वाक्यों को पढ़ने व लिखने का अभ्यास कराया जायेगा • चल अक्षर माला (पांच पेटियाँ) द्वारा शब्द बनाना । <p>दिए गए चित्रों में से हवा एवं पौधों को सुरक्षित रखने वाले तत्वों के चित्रों का चुनाव करें ।</p> <p>MONTESSORI APPARATUS- रेगी अक्षर चल अक्षर माला</p>	<p>Reading Readiness Activities</p> <ul style="list-style-type: none"> • Vocabulary – seeds, leaf, stem, branch, root, fruit, flower, fresh, clean, wind, cloud, blow, breathe. • Reading of four letter words with “e,o,u”. Eg- hand, belt, pink, frog etc. • Reading of simple sentences with three & four letter words • Read aloud stories <p>Writing Activities</p> <ul style="list-style-type: none"> • Four letter words • Writing of simple sentences with three and four letter words • Related worksheets <p>MONTESSORI APPARATUS- Reading Boxes.</p>	<p>Revision of all the concept covered in the session.</p> <p>CONCEPT- Single line addition.</p> <p>MONTESSORI APPARATUS- Addition Box*</p>	<p>Fine Motor- -Blow painting- With the help of straw. -Hand fan making</p> <p>Gross Motor- Pin wheel race.</p> <p>Creative expression- Experiments related to air.</p> <p>Story Dramatization on three little pigs to understand the concept of air.</p> <p>Plantation drive to reduce air pollution.</p> <p>Pages from My Activity Book: 23</p> <p>Let’s Innovate and Create- Integrating Toy Based Pedagogy Board Game Children to create a board game related to different Plants like creepers, climbers, trees, shrubs, herbs etc.</p>

Learning Outcomes

<p>English</p> <ul style="list-style-type: none"> • The children will be able to gain appreciation towards plants and understand them as an intrinsic part of our life. <p>Hindi</p> <ul style="list-style-type: none"> • बच्चे कविता और कहानी को रुचि लेकर सुनेंगे और अपने शब्दों में व्यक्त करने का प्रयास करेंगे । 	<ul style="list-style-type: none"> • बच्चे स्वरों की आकृति व ध्वनि को पहचानकर उन्हें लिखने व पढ़ने का अभ्यास करेंगे । • बच्चे हवा एवं पौधों को सुरक्षित रखने वाले तत्वों के चित्रों का सूक्ष्म और प्रत्यक्ष पहलुओं का बारीक अवलोकन करने का प्रयास करेंगे । 	<ul style="list-style-type: none"> • The children will be able to read and write four letter words with e, o, u. • The children will be able to read and write simple sentences with three and four letter words. 	<ul style="list-style-type: none"> • The children will be able to draw/count/pick objects for the given number. • The children will be able to develop problem-solving skills. • The children will be able to draw various objects based on different shapes. 	<ul style="list-style-type: none"> • The children will be able to understand the properties of air. • The children will be able to work collaboratively towards uplifting Green Habits. • The children will be able to enhance their logical thinking skills.
-------------------------------------------------------------------------------------------------------------------------------------------------------------------------------------------------------------------------------------------------------------------------------------------------------------------------------------------------------------------	------------------------------------------------------------------------------------------------------------------------------------------------------------------------------------------------------------------------------------------------------------------------------------	-------------------------------------------------------------------------------------------------------------------------------------------------------------------------------------------------------------------------------------------	------------------------------------------------------------------------------------------------------------------------------------------------------------------------------------------------------------------------------------------------------------------------------------------------	------------------------------------------------------------------------------------------------------------------------------------------------------------------------------------------------------------------------------------------------------------------------------------------------

Month- March.
Theme- My School.

Social Skill/Value/Basic Courtesies & Manners - Respect for School Property.

<u>Language Development (English & Hindi)</u>	<u>Literacy (Hindi)</u>	<u>Literacy (English)</u>	<u>Blocks & Maths</u>	<u>Gross & Fine Motor Skills & Creative Expression</u>
<p>Circle Time- ers to structure the activity as per the theme and the value.</p> <p>News Of The Day –to be done on daily basis</p> <p>Rhymes From ‘Sing Along’ (Volume 2): 1. When you are 2. Seasons</p> <p>Story: The Ant and the Dove</p> <p>बालगीत: ‘कविताओं की फुहार’ (भाग 2) 1. हमने नानी से 2. चंदा मामा</p> <p>कहानी: मोची और बौने</p> <ul style="list-style-type: none"> • Conversation and discussion on School, Teacher Friends. • Each child to be encouraged for speaking about Bal Bharati Parivaar and the features of the school she/he identifies with. • Role Play- My teacher, My Friend • Sound Discrimination Children will be made to identify and discriminate sound of three-four people from their school environment. • Bridging the gap activities to be conducted for smooth transition from PP II to Class I. 	<p>Reading activities</p> <ul style="list-style-type: none"> • क-ह (क्रम से लिखने का अभ्यास) • पुस्तक से वाक्य पढ़ने का अभ्यास कराया जायेगा । • पुनरावृत्ति <p>MONTESSORI APPARATUS- चल अक्षर माला</p>	<ul style="list-style-type: none"> • Vocabulary- building, school, medical room, classroom, swings, library, playground, garden, corridor, swimming pool <p>Revision - Reading and Writing sentences with three and four letter words along with sight words</p> <p>MONTESSORI APPARATUS- Reading Boxes</p>	<p>Revision</p> <p>MONTESSORI APPARATUS- Addition Box*</p>	<p>Fine Motor- I can Write-(calligraphy activities)</p> <p>Gross Motor- Words sound race (practice word sounds and get the kid moving Hindi/English, Jumping to 50.</p> <p>Creative expression- Make a drawing of school.</p> <p>Pages from My Activity Book: 24</p> <p>Let’s Innovate and Create- Integrating Toy Based Pedagogy Sock Teddy Bear Children to make a Teddy Bear using coloured socks and use it as a character in story narration.</p>

Learning Outcomes

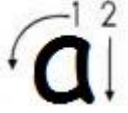



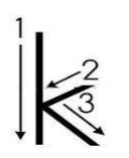
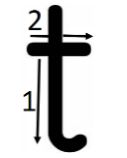
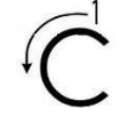
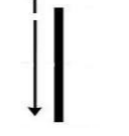
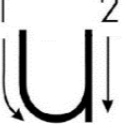
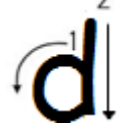
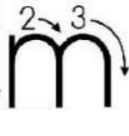

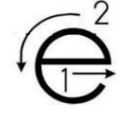
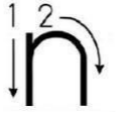

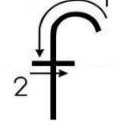
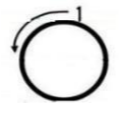



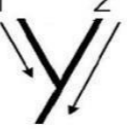
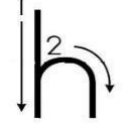


<p>English</p> <ul style="list-style-type: none"> • The children will be able to know about their school and develop a positive approach towards learning. <p>Hindi</p> <ul style="list-style-type: none"> • बच्चे सुनी कहानियों और कविताओं को समझकर उन्हें अपने अनुभवों से जोड़ कर तथा उन्हें अपने शब्दों में कहने का प्रयास करेंगे । 	<ul style="list-style-type: none"> • बच्चे हिंदी वर्णमाला के अक्षरों की आकृति व ध्वनि को पहचानकर उन्हें लिखने व पढ़ने का अभ्यास करेंगे । • बच्चे अक्षर-ध्वनि सम्बन्ध का प्रयोग करते हुए शब्दों को पहचानकर पढ़ने का प्रयास करेंगे । 	<ul style="list-style-type: none"> • The children will be able to read and write simple sentences using three and four letter words. 	<ul style="list-style-type: none"> • The children will be able to write numbers with proper formation. • The children will be able to draw/count/pick objects for the given number. 	<ul style="list-style-type: none"> • The children will be able to increase his/her awareness about the school. • The children will be able to enhance their fine and gross motor skills.
------------------------------------------------------------------------------------------------------------------------------------------------------------------------------------------------------------------------------------------------------------------------------------------------------------------------------------------------------------------------------------	------------------------------------------------------------------------------------------------------------------------------------------------------------------------------------------------------------------------------------------------------------	-----------------------------------------------------------------------------------------------------------------------------------------------------	-------------------------------------------------------------------------------------------------------------------------------------------------------------------------------------------------------------	------------------------------------------------------------------------------------------------------------------------------------------------------------------------------------------------------------------


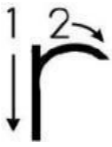
Follow the letter formation in the direction of arrows.

Set 1: Letters a to i

Set 2: Letters j to r

Set 3: Letters s to z

	Half way round, up and down		Standing line, curl under and a dot on the top		Make a 'c' then a curve, down the other way
	Tall standing line, back to the middle and halfway round		Tall standing line, kick in to the middle from the side, kick out downwards		Tall standing line, curl and cross it
	Start at the top, halfway round		Tall standing line		Down, curve, up and down
	Halfway round, up, up and down		Short standing line, back up, curve down, again back up and curve down		Slanting line down, then slanting line up
	Short sleeping line, half way round		Short standing line, back up and curve down		Slanting line down, then up. Again, slanting line down, then up
	Over and down, then cross it		Start at the top, all the way round		Slanting line, and cross it
	Half way round, up, down with a curly tail		Standing line, back up to the top and half way round		<u>Short slanting line,</u> long slanting line the other way
	Tall standing line, back to the middle and curve down		Halfway round, up, down and kick		Short sleeping line, slanting line down, again short sleeping line

	Short standing line, and a dot on the top		Short standing line, back up and make a short curve
-----------------------------------------------------------------------------------	-------------------------------------------	------------------------------------------------------------------------------------	-----------------------------------------------------

Formation of Numbers & Letters (Hindi & English)

	1				
	2				
	3				
	4				
	5				
	6				
	7				
	8				
	9				
1	0				

अ आ इ ई उ ऊ

ए ऐ औ औं अं अः

क ख ग घ ङ

च छ ज झ ञ

ट ठ ड ढ ण

त थ द ध न

प फ ब भ म

य र ल व श

ष स ह

Aa Bb Cc Dd

Ee Ff Gg Hh

Ii Jj Kk Ll

Mm Nn Oo Pp

Qq Rr Ss Tt

Uu Vv Ww Xx

Yy Zz