



HOLIDAY HOMEWORK SESSION 2022-23

CLASS VII

ENGLISH




AN ODE TO WINNERS

Many sportspeople have brought fame to our country. With reference to the chapter '*Learning the Game*', research and prepare a presentation (PPT or a video on Adobe Spark or any other software) on any one such sports person and the sport they play. Choose any sport other than cricket.

SHARPEN YOUR MIND, THINK & WRITE

With reference to the poem '*Be the Best of Whatever You Are*' by Douglas Malloch, reflect on the meaning of the quote by Helen Keller- '*Alone we can do so little, together we can do so much*'. Write an essay of 200-300 words on the importance of individual effort in teamwork.



LOVE THYSELF

Loving ourselves is as important as loving our family and friends. Yet, sometimes we fail to identify our own special qualities. Create a self-portrait in words.



READING IS A MUST!

Reading nurtures your soul.
Keep aside at least an hour to
read novels and short stories.



SKILLS DEVELOPED: creativity, self-awareness, imagination, analytical skills and critical thinking

LEARNING OBJECTIVE:

- To keep students connected with the syllabus.
- To enhance their creativity and to engage them constructively.
- To bring out innate potential and creativity in students.

HINDI

1- दादी माँ पाठ में बहुत-से हिंदी महीनों के नाम दिए गए हैं। निम्नलिखित निर्देशों के अनुसार तालिका बनाकर उनके अंग्रेजी महीनों के नाम लिखिए तथा जिस माह में आपका जन्म हुआ है, उससे संबंधित कोई पाँच विशेषताएँ भी लिखिए। ये विशेषताएँ इस प्रकार हो सकती हैं:-

जन्म-माह का नाम, उस माह का मौसम और ऋतु, उस माह का खान-पान, उस माह के वस्त्र तथा आपको इन सबमें से क्या-क्या अच्छा लगता है और क्यों ?



संवत् के बारह महीनों के नाम हिन्दी में दिए गए हैं, उनके सामने अंग्रेजी महीनों के नाम लिखें-

| | | | |
|---------|--|------------|--|
| चैत्र | | आश्विन | |
| वैशाख | | कार्तिक | |
| ज्येष्ठ | | मार्गशीर्ष | |
| आषाढ़ | | पौष | |
| श्रावण | | माघ | |
| भाद्रपद | | फाल्गुन | |

इस कार्य को अपनी-अपनी उत्तर-पुस्तिकाओं में लिखिए तथा चित्रों का प्रयोग करते हुए कलात्मक प्रस्तुति दीजिए।

2 - 'सरस्वती पब्लिकेशन' की 'रवींद्रनाथ टैगोर की कहानियाँ' से 'फल का मूल्य' तथा 'धन की भेंट' कहानियों का पठन-पाठन।

शिक्षण-अधिगम-उद्देश्य :-

- सजनात्मकता का पल्लवन।
- सांस्कृतिक जागरूकता।
- पर्यावरण के साथ भावात्मक जुड़ाव।
- मौलिकता में अभिवृद्धि।



MATHEMATICS

Summer vacation is a time when students can relax and enjoy their free time. It is a time to catch up on rest, spend time with family and friends, explore new hobbies and visit new places. When we go to some place, we find many attractive things and buy them to keep as a souvenir.

Make a colourful drawing of a souvenir or any article which has drawn your attention in the visit in a square grid page. Find the area of the picture using counting the squares technique.

Paste your drawing in half of A-3 sheet and use the other half to show your calculation grid in order to find the area.

For more clarity on finding area through counting squares, refer class VI NCERT Maths book, page no. 215-216.




Learning outcomes: Creativity, Imagination Expression, Aesthetic skills and Logic

SCIENCE

Topic -Animal Fibre (Chapter 3 of the textbook)

Since time immemorial, natural fibres have been used for apparel and home fashion. Today, many man-made fibres have been developed into beautiful fabrics that are being used by major designers. This summer break, have a great time sorting out your clothes and engaging with the given activity. Hope you enjoy doing this!



A. Reading and Understanding – Begin with reading the chapter in the textbook.

B. Research - Collect as many different pieces and scraps of fibres and fabrics. Gather information on ANYONE CHOSEN FABRIC under the following heads:

- (i) Name of the Fabric and its source (Plant/ animal/ man-made)
- (ii) Fabric and relevance of the region where it

is used within India (cold and hot climate)

- (iii) Fabric and relevance to the use (its purpose – like for making bags, clothes, mats, etc)
- (iv) Properties of the fabric like strength, durability, absorption of water, etc.

C. Fabric assemblage /Collage -Now think of how you would like to present your collected fabrics as a collage.

- Take an A4 sheet of paper. Ensure that the Project is done only on an A4 sheet/Scrapbook.
- Prepare a collage on one side of the paper using the fabrics collected.
- Use the other side to present the information about one chosen animal fibre fabric, that you collected under the Research head.

Learning Outcomes - It will develop research and inquiry-based skill, the skill of collaboration and creative skills.

SOCIAL SCIENCE

KNOW INDIA PROJECT

TELANGANA: Monograph Based Activities: <https://youtu.be/sqY8zJKPnME>

Activity 1: FOLK DANCE OF TELANGANA (Roll Nos.1-15)

A folk dance is developed by people of a region reflecting the life of the people of that region. There are many types of folk dances in Telangana, like Perini Sivatandavam, Dappu dance, Lambadi, etc.

Activity: Students (Roll No. 1-15) to choose any one of the folk dances of this region. Collect information about this dance form regarding when they are performed, why they are performed, which tribes are associated with the dance form, costumes and dance style.

A poster has to be prepared with pictures and information (the best ones to be displayed on display board). A brief presentation has to be given – you can present a dance and display as well.



Activity 2: CREATIVITY AT ITS BEST (Roll Nos. 16-30)

Torans originated in India from the ancient times to decorate the main entrance of the home. Torans decorate our houses and welcome guests.

Activity: Students (Roll No. 16-30) to choose any one pattern/design of toran and prepare the same with waste materials found easily at home. The best ones to be displayed in the class. A brief presentation to be given on the process of the preparation of the toran.



Activity 3: YOUNG HERBALISTS/ NATUROPATHS (Roll Nos. 31-till the last Roll. No.)

Jammi Chettu, the state tree of Telangana is used for medicinal purpose. Apart from Jammi chettu Telangana is a home for plenty of medicinal plants.

Activity: Students are required to collect basic information about any five medicinal plants found in Telangana referring to the following points and present the same in class in an innovative way.



- a) Name of the plant (along with picture)
- b) Scientific name
- c) Medicinal uses of the plant

<https://tsmpb.in/index/>

II MAP WORK :

(All students to complete the map work.)

- a) History:
On a political map of India mark the following:
Locate and label the following kingdoms of early medieval period:
Cholas, Palas, Rashtrakutas and Gurjara Pratiharas.
- b) Geography:
On a political map of India shade and show the following:
1. One state where wind action is very active.

2. One state where landslides are common.
3. National Park: Corbett and Gir
4. Biosphere Reserve: Nilgiri
5. Sanctuary: Bharatpur and Sultanpur

(Use two different political maps of India – one for History and another for Geography.)

Learning outcomes :

1. Students to be aware of the new state of India, Telangana and be curious to know more about the same.
2. To develop creativity with waste materials and to reuse materials in innovative methods in an artistic manner.
3. To understand the value of environment for our survival, to have interests in natural vegetation of a region and to appreciate its significance in our lives.

SANSKRIT

1-गोवा के किसी एक दर्शनीय स्थल / समुद्रतट का चित्र बनाएँ व उससे सम्बन्धित संस्कृत में पाँच वाक्य लिखें।

2-प्रथम चक्रीय परीक्षा हेतु पठित पाठों का पुनराभ्यास करें ।



3- रूप याद करें-

शब्दरूप- साधु, मति, नदी, (किम् , तत् - तीनों लिंगों में)

धातुरूप- गम्, भू, पा, दृश्, अस् (लट्, लृट्, लङ् लकार में)


4- प्रातः कालीन सभा में दिखाए गए किन्ही पन्द्रह (15) संस्कृत श्लोकों का अर्थसहित गायन करते हुए एक विडियो बनाएँ तथा गूगल क्लासरूम पर अपलोड करें ।

अधिगम परिणाम :-

- वाक्य निर्माण प्रक्रिया का ज्ञान व शब्द भंडार में वृद्धि
- संस्कृत लेखन कौशल का विकास।
- भाषा संबंधी व्याकरणिक ज्ञान।
- चिंतन कौशल का विकास।
- श्लोकों के माध्यम से भारतीय संस्कृति से परिचित होना।

FRENCH

Décrivez quelques monuments français et collez leur image dans votre cahier.



Describe 3-4 famous French monuments in French language (around 35 words each) and also paste their image.

Learning Outcomes: Students will learn more about French culture & civilization. They will also develop writing skills in French language.

INFORMATION TECHNOLOGY/ARTIFICIAL INTELLIGENCE/CODING

DIGITAL FOOTPRINTS:

A digital footprint is **data that is left behind when users have been online**. A digital footprint grows in many ways – for example, **posting on social media, subscribing to a newsletter, leaving an online review, or shopping online**. Sometimes, it's not always obvious that you are contributing to your digital footprint.

We leave a lot of data behind us on the internet. Where does all this data go?

This data becomes fuel for Artificial Intelligence models which focus exclusively on tracking our “footprints”.

Should someone hire you? Invest in your start-up? Collaborate with you? Or would it be better if I got as far away from you as possible?



All public information can be used to evaluate us, determine our preferences and shape us, either thanks to our demographic position or our consumer behaviour. The main goal is to allow us to determine our probability of success in different proposed scenarios.

Reading links:

- <https://www.kaspersky.com/resource-center/definitions/what-is-a-digital-footprint>
- https://en.wikipedia.org/wiki/Digital_footprint

INFORMATION TECHNOLOGY

Prepare a comic strip of 3-5 pages on the topic "Digital footprints". Webapps like Canva, Storyboardthat.com can be used. Share the link of your comic strip on google classroom.

ARTIFICIAL INTELLIGENCE

With the help of your parents/elders, search about how sites use AI to gather digital footprints. Prepare a colourful and informative poster on half chart paper on “Digital Footprints and AI”.

CODING

Prepare an informative quiz using arcade.makecode.com or scratch on “Digital Footprints”. Share the link of your quiz on google classroom.

Learning Outcomes : To make the students learn how important it is to have good Digital Footprints and what impact will it have on our future

PLEASE NOTE THAT THE WEIGHTAGE OF HOLIDAY HOMEWORK IS 20 MARKS IN TERM I ASSESSMENT.

DATE OF SUBMISSION:

| S No. | SUBJECT | DATE |
|-------|----------------------------|-------------|
| 1 | MATHEMATICS AND SCIENCE | 5 JULY 2022 |
| 2 | HINDI AND FRENCH | 6 JULY 2022 |
| 3 | SOCIAL SCIENCE AND IT & AI | 7 JULY 2022 |
| 4 | ENGLISH AND SANSKRIT | 8 JULY 2022 |