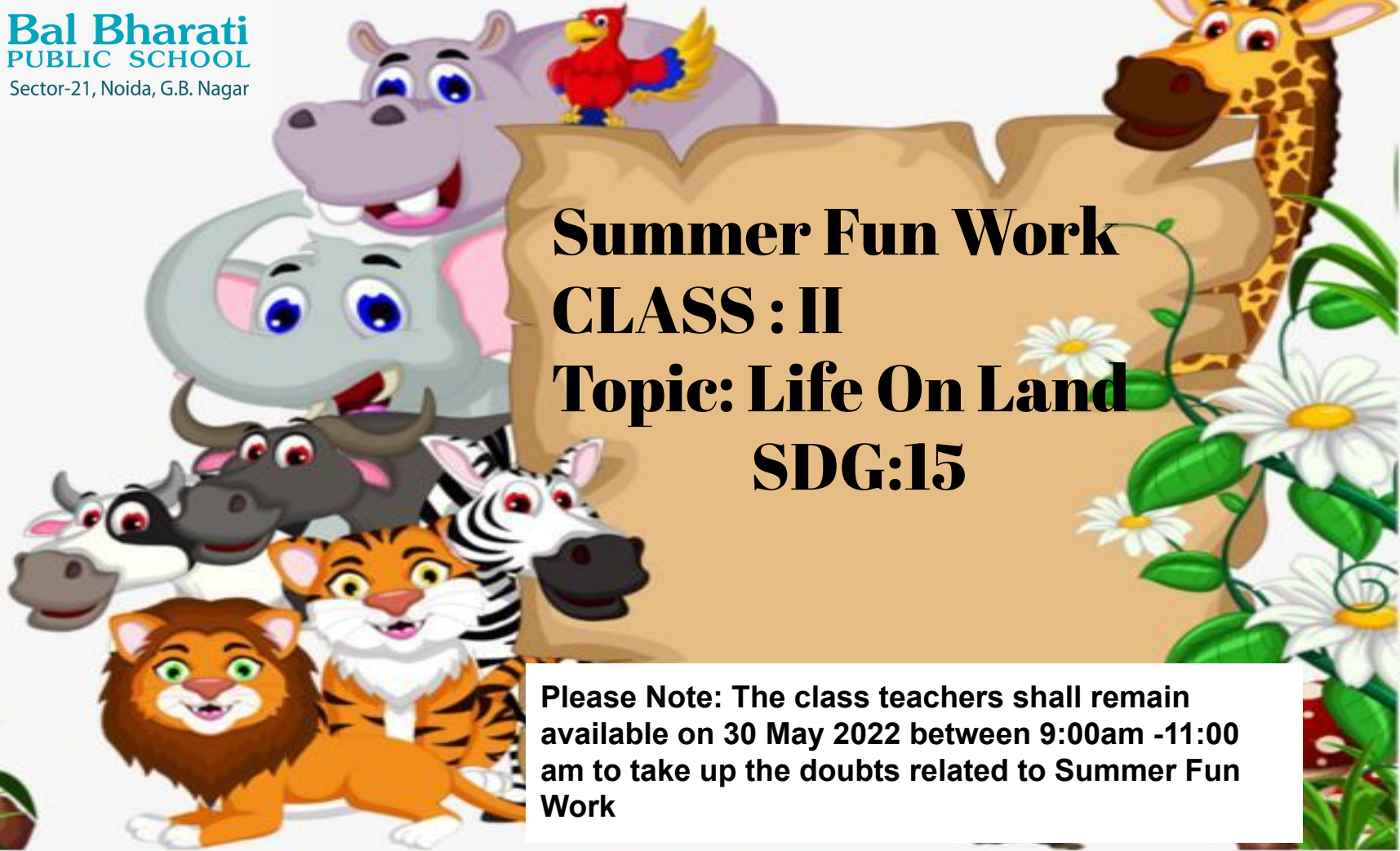




Bal Bharati
PUBLIC SCHOOL
Sector-21, Noida, G.B. Nagar



Summer Fun Work
CLASS : II
Topic: Life On Land
SDG:15

Please Note: The class teachers shall remain available on 30 May 2022 between 9:00am -11:00 am to take up the doubts related to Summer Fun Work

Theme: Life On Land(Animals)



Dear Parent,
Warm Greetings!

Its summer time,vacation time!

As our young learners relax at home, it is our utmost responsibility to engage and stimulate our young learners in positive and constructive activities which make learning fun. The summer fun activities designed intend to sensitize the children at the foundational stages towards the goals of sustainable development.It is an integrated project with scholastic and co-scholastic activities, targeting competency-based learning.

Each student is expected to undertake all the activities assigned in the holiday homework.

The assigned work is to be done as per the instructions given at the end of each HHW activity..

PLEASE NOTE: The Round 1 assessment will include grading from the Holiday Homework for scholastic and co scholastic activities. Children are requested to complete the activities and submit to their class teacher by the given dates:

S.No	Subject	Date
1.	English	05.07.2022
2.	Hindi	07.07.2022
3.	Environmental Studies	11.7.2022
4.	Mathematics	13.07.2022
5.	ICT	15.07.2022

All the activities and the use of internet for doing the activities to be done strictly under the supervision of parents.

***Practise sheets of Maths,English and Science will be uploaded on teams channel. Work to be done in notebook and brought as per the above schedule.**


ENGLISH

ACTIVITY: ANIMALS THROUGH MY EYES




SDG 15 aims at restoring our ecosystem and reversing every negative impact human activities have had in recent years. It is therefore important for students to understand the role of animals and nature restoration in our ecosystem.

1. **Endangered Animals** - An endangered species is a species that is very likely to become extinct in the near future. <https://www.youtube.com/watch?v=RBdLF0JlvW8>



- Watch the above video to learn more about endangered animals. Make an eye mask for any one of them paste it on an A4 sheet.
- Write the steps need to be taken by human beings to protect them.



2. - **Through my lens**- It's time to be a Vlogger -A vlog is a video log, where, the students will shoot the video themselves and while shooting they will talk about what they see through their lens.

Activity: Students need to make a self shot video of the animals and their habitat around them for example: Birds and their nests, pet animals etc. They will talk about what they see through their lens (eyes).

Tutorial: <https://animoto.com/blog/video-tips/how-to-make-a-vlog>

Learning Objective - Students will be sensitized towards the needs of Animals. Their observation skills and creativity will be enhanced.

हिंदी : थलीय जीवों की सुरक्षा (बदलाव की ओर)



बच्चों,
वन (जंगल) प्राकृतिक संपत्ति है। पेड़ों के साथ हमारे जीवन का गहरा रिश्ता है। सदियों से पेड़ हमें फल, फूल, लकड़ी, दवाइयाँ और भी बहुत कुछ देते आए हैं और बदले में कुछ भी नहीं माँग रहे।

समस्या:

वनों की कटाई के कारण प्रदूषण काफी बढ़ गया है।

समाधान: (मूल्यपरक क्रियाकलाप)

हमें अधिक से अधिक पेड़ लगाने चाहिए और अपनी भावी पीढ़ी को बेहतर वातावरण देने का प्रयास करना चाहिए।

गतिविधि:

आपने बाघ, शेर, गैंडे, हाथी के बारे में सुना होगा, लेकिन केवल यही भारत के वे जानवर नहीं हैं , जिनके अस्तित्व पर खतरा मंडरा रहा है। आपको पता लगाना है कि और कौन- से जीव हैं, जो विलुप्त होने की कगार पर हैं। उनके नामों की एक सूची बनाइए और किसी भी एक ऐसे जीव से संबंधित जानकारी एकत्रित करके अपनी अभ्यास पुस्तिका में लिखिए।





जैसे :

- वह कहाँ पाया जाता है?
- वह कैसे पर्यावरण में रहता है ?
- वह क्या खाता है ?
- वह कैसा दिखता है ?
- वह कितना लंबा है ?
- उसके विलुप्त होने के क्या-क्या” कारण हैं ?



(कला के साथ एकीकरण) – किसी भी मनपसंद जानवर का चित्र अपनी Art File में बनाओ और उसे रंगों से सजाओ ।

उद्देश्य - बच्चे पर्यावरण के प्रति जागरूक होंगे एक जिम्मेदार नागरिक बनेंगे ।

ENVIRONMENTAL STUDIES

ACTIVITY: ANIMALS-COSY HOMES

- Collect leaves from your surroundings and prepare a diary showing animals and their homes .
- Use leaves to make animals(any 3) and waste material to create their habitat.
- <https://www.youtube.com/watch?v=Xj1ASC-TIsI>
- Watch the video to learn about Animal habitat




Learning objectives: Students will be able to explore their environment and will learn to express their thoughts in creative manner.

MATHEMATICS

ACTIVITY : MY DREAM FOREST

Let's put on our creative thinking hat and make a forest of our dreams.

- On an A4 size sheet, use the various geometrical shapes learned (at least 3) to make your own beautiful forest scene.
- Using origami, make at least 5 wild animals and paste in your forest.





Learning Objective: The students will be able to:

- learn with increased curiosity and motivation.
- develop deeper understanding of the concept of SHAPES in a creative way.

INFORMATION AND COMMUNICATION TECHNOLOGY(ICT)

1. Draw the given animal pictures on Ms Paint ,fill the colour and take a print out on A4 Size sheet.



2. Please refer the following link to draw animal picture:-

1. <https://youtu.be/EnkbIIUrPZo>
2. <http://www.sotomorrowblog.com/2012/11/how-to-draw-giraffe-in-microsoft-paint.html>