



Bal Bharati
PUBLIC SCHOOL
Sector -21, Noida

ACADEMIC REPORT ON GOOGLE CLASSROOM

CLASS :VII

(DECEMBER 2021)

Online classes were conducted through Google Meet as per the time table. The students were provided with the resource material in the form of links, videos, PPTs as per the schedule.

SUBJECT	TOPIC COVERED	LINKS OF ASSIGNMENTS/ WORKSHEETS UPLOADED AS PER THE SCHEDULE IN GOOGLE CLASSROOM	LINKS OF ACADEMIC RESOURCES (VIDEOS / PPTS) USED FOR ONLINE TEACHING
MATHS	Algebraic Expressions Visualising Solid Shapes	https://drive.google.com/file/d/1kd17Hl9lfN7zXBR3H-4irjCIKJL_28Qv/view https://drive.google.com/file/d/1zEW4E53UZqKvJSyCvBriDdjG-T65z33m/view	https://www.youtube.com/watch?v=pZe6o https://www.youtube.com/watch?B0XzhqRQ https://www.youtube.com/watch?v=TFshYzrriZI https://www.youtube.com/watch?v=l7FWQKA1Qyc https://www.youtube.com/watch?v=DkvdMkR8V8q https://www.youtube.com/watch?v=xPj2qBl_nbi4 https://www.youtube.com/watch?v=lfcpWbHyYc
ENGLISH	L-13 All the World's a Stage L-14 The Hunt Story Writing Reported Speech	https://classroom.google.com/c/NTcyNDkxODU2MjNa/a/NDQyMTcyOTkxMTg1/details https://classroom.google.com/c/NTcyNDkxODU2MjNa/a/NDQ2MDc3MzU5MTc5/details https://classroom.google.com/c/NTcyNDkxODU2MjNa/a/NDQ3MTkyMjAxNzM0/details https://classroom.google.com/c/NTcyNDkxODU2MjNzNWwMjg1/details	https://youtu.be/NbIOZy54EM https://youtu.be/LxL790nRjSE https://youtu.be/R1ahl0K22Hs https://youtu.be/zdHDomr4LJl https://youtu.be/rcxytsa8Cbl
FRENCH	YER Verbs, Prepositions, Question Formation & Revision for PT II	https://classroom.google.com/c/MzEyMzq3NDUwND5ODQ0MjAx/details https://classroom.google.com/c/k5NDM2NzY5/details https://classroom.google.com/c/MzEyMzq3NDUwNMDM5MzIz/details	https://www.youtube.com/c/learnfrenchwithalexa https://www.youtube.com/channel/UC7jqCYsHvAklp6kb7SS3Nbw
SCIENCE	REPRODUCTION IN PLANTS	https://classroom.google.com/w/MzEvMzq0NTM2MjA1/t/all	https://www.youtube.com/watch?v=6jll710UeJQ https://www.meritnation.com/cbse-class-7/science/living-science/reproduction-in-plants/textbook-solutions/9_2_1170_5576_146_40004
HINDI	खान-पान की बदलती तसवीर भोर और बरखा अशुद्धिशोधन अभ्यास-पत्र कहानी-लेखन	https://drive.google.com/file/d/1H62jhZvPisGEPc2sdIKll_zJFhooGkzM/view?usp=drive_web&authuser=0	https://www.youtube.com/watch?v=howWcWSnh8 https://diksha.gov.in/play/collection/do_3do_313252229877358592119878 https://www.youtube.com/watch?v=XIpdDebR_T4l https://www.youtube.com/watch?v=0eugLnJm3hM https://www.youtube.com/watch?v=13s5Vqicf6Y https://diksha.gov.in/play/collection/do_3131034751074385921918?contentId=do_313253497592537088126469

SUBJECT	TOPIC COVERED	LINKS OF ASSIGNMENTS/ WORKSHEETS UPLOADED AS PER THE SCHEDULE IN GOOGLE CLASSROOM	LINKS OF ACADEMIC RESOURCES (VIDEOS / PPTS) USED FOR ONLINE TEACHING
SOCIAL SCIENCE	<p>Art Integrated Activity Our Monuments and Landmarks: Shared Culture; Shared Heritage and Shared Responsibility</p> <p>Geography Human Interactions -Tropical and Subtropical Regions</p> <p>Syllabus and blueprint of PT II - Social Science</p> <p>Geography Life in the Deserts</p> <p>History Eighteenth Century Political Formations</p>	<p>https://classroom.google.com/u/0/w/MzEYmZcwMzY0ODMw/tc/MzEyMzY1MDYy</p> <p>https://classroom.google.com/u/0/w/MzEYmZcwMzY0ODMw/tc/MzEyMzY1MDYy</p> <p>https://classroom.google.com/u/0/w/MzEYmZcwMzY0ODMw/tc/MzEyMzY1MDYy</p> <p>https://classroom.google.com/u/0/w/MzEYmZcwMzY0ODMw/tc/MzEyMzY1MDYy</p>	<p>https://www.youtube.com/watch?v=YIAy-nHzsdU https://www.youtube.com/watch?v=RsW1iUzxr00</p> <p>https://www.youtube.com/watch?v=VOQGQv88XY</p> <p>https://drive.google.com/file/d/1Xsz6_qJFXsK-Ks0alzw5xzodPUc=drive_web&authuser=0</p> <p>https://www.youtube.com/watch?v=sVZZXLKOL9Y https://drive.google.com/file/d/1-EEJfsxZMfrDBb196Dw9TvuHl7b6dfH3/view?usp=drive_web&authuser=0</p> <p>https://www.youtube.com/watch?v=lcR51ukY2IE https://drive.google.com/file/d/1nWOkZpXymITi-LMDD5ByfL_H0i2DVWFp/view?usp=drive_web&authuser=0 https://diksha.gov.in/play/collection/do_31310347512692736011412?contentId=do_313223121225834496187 https://diksha.gov.in/play/collection/do_31310347512692736011412?contentId=do_3132241348740710416289</p>
FA	<p>A/B Gond Painting</p> <p>7 C&D- Santhal Art folk art of West Bengal & Chattisgarh.</p>	<p>Live Demonstration</p> <p>Live Demonstration</p>	<p>https://youtu.be/L1H_Fj5CGIq</p> <p>Live Demonstration</p>
PA	<p>Foot work & hand movement of different folk dances(7 A&B)</p> <p>Folk steps & Chhau movements</p>	<p>Foot movement</p> <p>Garba & dandiya</p> <p>3-different movements of Chhau</p>	<p>Foot movement</p>
IT	<p>HTML- Lists, Links, Images and Tables</p>	<p>https://classroom.google.com/c/MzEyMzY0ODMw/a/NDQzNDg1NzI2NjM0/details</p>	<p>Lists https://classroom.google.com/c/MzEyMzY0ODMw/a/NDQyMTU1MDYxOTE5/details Links and tables https://classroom.google.com/c/MzEyMzY0ODMw/a/NDM2NTM3NTE0MTQx/details</p>
AI	<p>SUSTAINABLE DEVELOPMENT GOALS & AI</p>	<p>https://classroom.google.com/u/0/c/MzEYmZcwMzY0ODMw/a/NDMxNjY1MDY5/details</p>	<p>Preparing Flyers on different SDGs using Powerpoint and Canva in the ComputerLab</p>

SUBJECT	TOPIC COVERED	LINKS OF ASSIGNMENTS/ WORKSHEETS UPLOADED AS PER THE SCHEDULE IN GOOGLE CLASSROOM	LINKS OF ACADEMIC RESOURCES (VIDEOS / PPTS) USED FOR ONLINE TEACHING
SANSKRIT	समय लेखनम्	https://drive.google.com/file/d/16wgoTxYRMyB8iG_1DM8XrV7kRTv5UAdU/vi ew?usp=drive_web&authuser=0	https://www.youtube.com/watch?v=GzIbgV17VAM
	कार्यपत्रिका -दिसम्बर माह	https://drive.google.com/file/d/13Z3NhOzAwupUMSSpWan3zZf-GzvHjeGH/vi ew?usp=drive_web&authuser=0	
	कार्यपत्रिका-समय लेखन	https://drive.google.com/file/d/191UD7hqI9wMA4j_8Y6GawYIIs2ct4PY/view ?usp=drive_web&authuser=0	
	पाठ-13 पर आधारित कार्यपत्रिका	https://drive.google.com/file/d/17-Qdwr cPECC06P8xxBp7WBmZ85iIBOm1/vie w?usp=drive_web&authuser=0	
	संस्कृत श्लोक वीडियो	https://drive.google.com/file/d/1jSp7IVJ -MR7yoa61mvXRouUuoVXZsm3m/vie w?usp=drive_web&authuser=0	
	पाठ-13 कार्यपत्रिका के प्रश्नोत्तर	https://drive.google.com/file/d/1A4nkw0 Af4IqmyNp799m28vC9NzdsRvJL/view ?usp=drive_web&authuser=0	
	पाठ-13 ग्रामस्य यात्रा	https://drive.google.com/file/d/1W4fHm qV5yulnB-5mr4LtsvqbYD-e1DEI/view? usp=drive_web&authuser=0	
	पाठ-12 कार्यपत्रिका के प्रश्नोत्तर	https://drive.google.com/file/d/1OeRsv4 qOjp9SSNfHfFPplqXakH-wpxq3/view? usp=drive_web&authuser=0	
	पाठ-14 किं किं कुर्यात्	https://drive.google.com/file/d/13ddd4k 35H3bHxBtFv_lajzmP1pHQSFNg/view ?usp=drive_web&authuser=0	
	पाठ-13 अनुवाद व प्रश्नोत्तर	https://drive.google.com/file/d/1WUStu p917Ek7mWAwyPmDRqBrSU-q_dXX/ view?usp=drive_web&authuser=0	
पाठ-14 अनुवाद व प्रश्नोत्तर	https://drive.google.com/file/d/1bl6do7L wqurl_SEuCH1jaieNnA-1zBX4/view?u sp=drive_web&authuser=0		

SUBJECT COORDINATORS:

MATHS	ENGLISH	HINDI	SCIENCE	S SC	SKT	FRN	IT	AI	PA	PE	LIB
Namrta K	Kamna J	Komal M	Neerja.B	S Maitra	Nishi S	Mohit B	M Gulati	A Menon	Kavita P. P.Pallavi, Swapan M.	Vardhan S	Abha B

WarmUp Sessions/ Morning Assembly

Commencing the day with good health!

The day starts with a soulful prayer seeking blessings of Almighty by the students. It is followed by the thought and the facts for the day presented by a particular section every day. The chanting of Sanskrit shloka invokes an aura of positivity and motivation for the entire day.

The warm up session of physical exercises and yoga energises the students and prepares them to embrace the new day with optimism. A special assembly was conducted to celebrate AIDS DAY, Road Safety Week and Christmas Day Celebration. Students also attended Webinar on Indian Sign Language.



Christmas Day Celebration



Webinar On Indian Sign Language



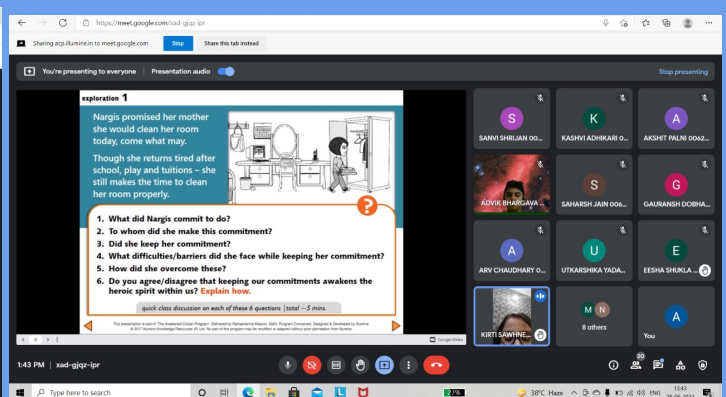
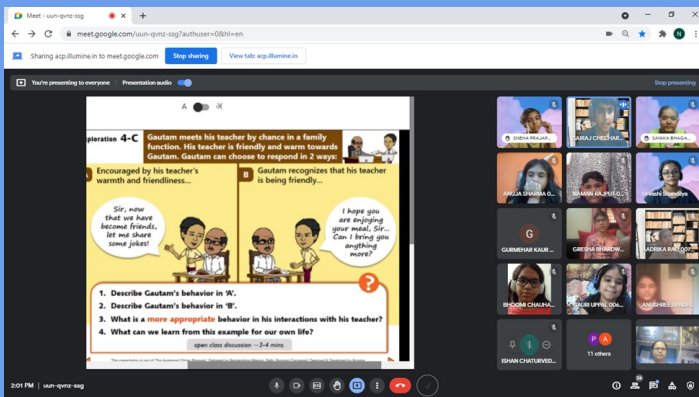
Road Safety Week

Awakened Citizen Programme

(3,10,17 and 24 December, 2021)

To awaken our inner strength and possibilities

The Awakened Citizen Programme is conducted to ignite the infinite strength and potential inherent in every child. Modules 12, 13 and 14 were presented and discussed by the class teacher with active student participation. The students discuss and discover the consequences of various choices and get armed with a decision making framework for life.



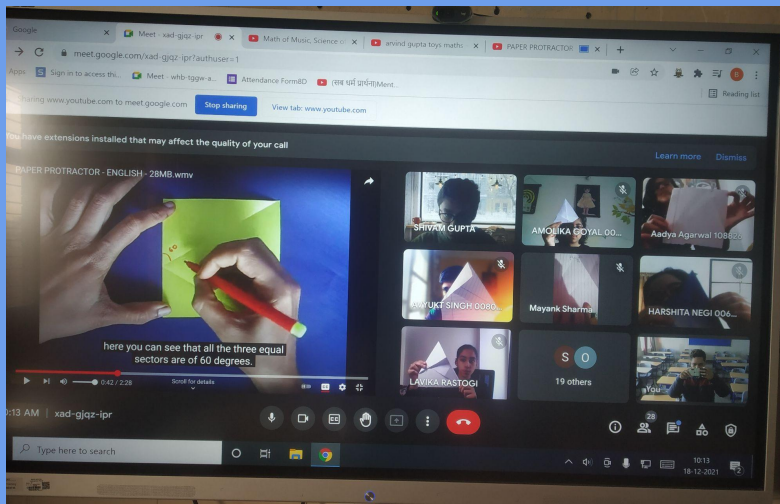
Online Clubs

Aryabhata Club-

Aryabhata club is formed to develop students' level of Mathematical skills and knowledge. Students get an opportunity to explore interesting Mathematical puzzles and the basic sutras involved in Vedic Maths. The following activities have been conducted during Club period.

i) Magic Square: The method of creating a magic square of order 4×4

ii) Compilation of activities conducted from April - December for the Maths magazine- Mathscope.



Tinkering Club -

Tinkering Club includes innovations, hands-on activities and enthusiastic participation of coding, AI and many project based on science and technology, it also provides Tinker Preneur platform in which most of the students participated and were selected to perform their ideas into a market ready product. Club also encourages students to learn coding, 3D designing, app development etc. This club encourages students to participate in various international competitions along with national competitions.

Quiz Club

Quizzes were held on the topic "General Quiz". Students made their own small quizzes using various online tools like PPT, Quizzie etc. Young quiz masters and participants both showed great enthusiasm. It was a learning experience for one and all.

Spellathon Club

Activity- Listening and Reading (Receptive Skills)

Activities conducted during the month enhanced the receptive skills of the learners. Listening skills Activities of British Council were taken up and Quiz based on Spell Check from a given passage were also done.

Reading Club

Students read a short story of their choice from the Story Weaver App. As a follow up activity, they turned the story into a beautiful comic strip.

SNAPSHOTS- Photography Club

"How Aperture works in Photography and Stop Motion animation"

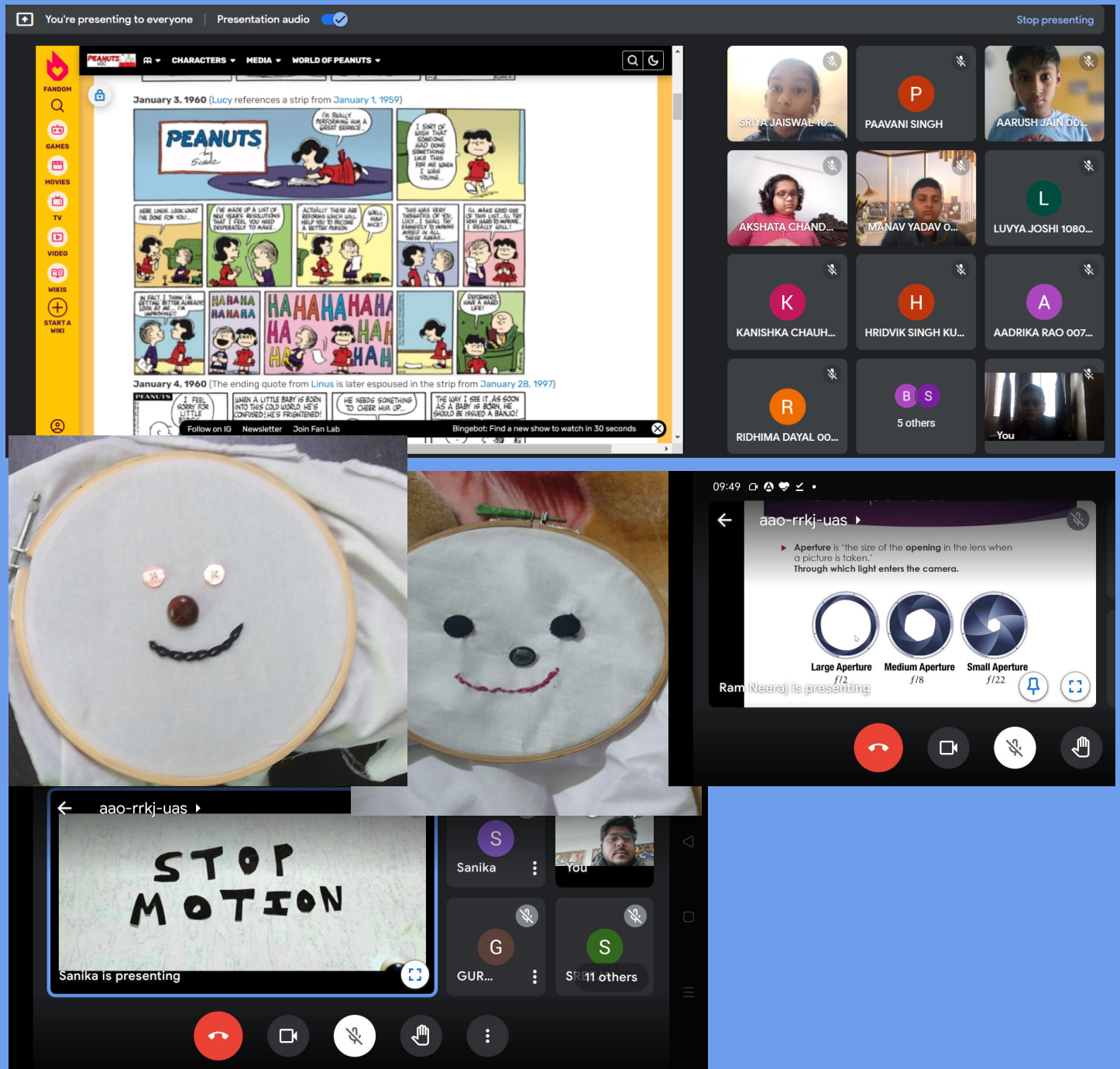
Students were shown various slides in order to encourage to click photographs using Aperture as their technical aspects. Students learnt a lot through a demonstration - cum - lecture.

Sewing, Embroidery and Hospitality Club

Students were shown a video about various types of buttons - two hole, four hole, shank buttons etc. We discuss the use of these buttons on garments. Students did a hands-on activity and stitch these three types of buttons on a piece of cloth.

Students will create art works that result from their understanding of radial symmetry found in mandala art. These art works will express the symmetry found in every mandala. They will include symbolism of self and environment.

Glimpses of the Club Activities



COMPILED BY: (CLASS REP) Ms NIVEDITA BHATTACHARYA
FORMATTED BY: ASHA MENON