



**Bal Bharati**  
PUBLIC SCHOOL  
Sector-21, Noida, G.B. Nagar

CLASS III

# WINTER HOLIDAY HOMEWORK

## TOPIC: CLOTHES

Winter months are oh so cold ;  
Soups and cupcakes are the  
way to go!



**Bal Bharati**  
**PUBLIC SCHOOL**

Sector-21, Noida, G.B. Nagar

**"Climb every mountain, Ford every stream,  
Follow every rainbow, Till you find your dream."**

Dear Children,  
Vacation has just one letter difference from vocation.  
Winter vacation is the time when you can be more candid and creative. These holiday assignments are focused to let your creative and latent talents, skills, and desires come to the surface.

Keeping in mind the vision of interdisciplinary approach, we have come up with a series of activities and assignments based on the theme, Clothes.

Please note: All assignments to be done in your respective subject notebooks and use A4 sheet wherever required. The worksheets will be assessed for Round IV. You are requested to submit your projects through MS Teams. *Get... Set... Go... Enjoy !!!*


Assignments to be submitted as per following schedule:

17.01.22 - ENGLISH


19.01.22- HINDI

21.01.22- MATHEMATICS

24.01.22- EVS, ICT



**SUBJECT: ENGLISH**  
**THEME: CLOTHES**



Dear children,

Enjoy doing the worksheet in your **English Grammar notebooks** and ensure timely completion of the given assignments.

***“CLOTHES ARE LIKE A GOOD MEAL, A GOOD MOVIE, AND GREAT PIECES OF MUSIC.” — Michael Kors***

**Q1.**

***DO YOU KNOW?***

***Sarees are worn in almost all the states of India. It is made from cotton, silk, nylon or polyester fabric. Whether you go to the extreme south of the country and be in Kerala or visit the Eastern state, West Bengal – you can find women wearing beautiful and gorgeous sarees in both these localities. Similarly, you can see women in Bihar, Punjab, Uttar Pradesh or Assam in sarees as well. These sarees may look different or have varieties of designs and patterns, but they are similar in terms of elegance.***

**Based on the above passage, answer the following questions.**

a) Give a suitable title to the passage.

---

b) Which state do you live in? Is it mentioned in the passage given above?

---

c) Write an adjective used for sarees given in the passage.

---

d) Are cotton sarees available in the market? Does your mother/ grandmother have one?

---



## PICTURE COMPOSITION

We all love shopping, don't we?



Of course!  
There is a sale going on. Let's shop!



**Q3.** Keeping the love for clothes and shopping in mind, write few lines based on the picture given below.



### HELP BOX

Shopping, mall, clothes, excitement, sale, shopping bag, hat, dress, 50% off

Competency built: Information literacy, creativity, imagination, observation, reading with comprehension



## शीत कालीन गृहकार्य- हिन्दी



### सूत से सूट

### (निर्देशित रचना - Guided Composition)

प्रश्न 1) परिधान का सफ़र सूत से आरम्भ होता है, सूत से सूट बनने के सफ़र को यहाँ दिए गए 20 शब्दों की सहायता से अपनी हिन्दी की कॉपी में 10 - 15 पंक्तियों का एक अनुच्छेद लिखें | ध्यान रहे कि दिए गए सभी शब्दों का प्रयोग करना अनिवार्य है | अपने मन पसंद परिधान का चित्र भी बनाएं-

परिधान, बुनाई, रेशम, सूती, रुई, सुई, धागा, प्राकृतिक, मौसम, रेशा, बुनकर, सिलाई, दर्जी, कृत्रिम, ऊन, रंगाई, वस्त्र, किसान, मुलायम, कढ़ाई

प्रश्न 2) चित्र देख कर संज्ञा शब्द भर कर कहानी पूरी करें -



भारत की राजधानी \_\_\_\_\_ में एक \_\_\_\_\_ रहता था, उसका नाम पवन था ।  
उसके पास एक प्यारा सा \_\_\_\_\_ था । जिसका नाम टोमी था । एक दिन टोमी बहुत  
गन्दा हो गया तो \_\_\_\_\_ ने उसे नहलाने की बात सोची । उसने एक  
\_\_\_\_\_ में \_\_\_\_\_ भरा और उसमें \_\_\_\_\_ को नहला दिया । साफ़ होने पर टोमी  
बहुत खुश हुआ और दोनों घूमने चले गए ।

शिक्षण की सम्प्राप्तियाँ – छात्रों की हिन्दी भाषा के प्रति लगाव, कल्पना शक्ति एवं रचनात्मक अभिव्यक्ति का विकास के साथ - साथ शब्दकोष में वृद्धि होगी ।

# MATHEMATICS

## TOPIC: PATTERNS

A pattern is a repeated arrangement of numbers, shapes, colours, objects and so on.  
The Pattern can be related to any type of event or object.

Shape patterns occur when a group of shapes are repeated over and over again. These patterns follow a certain sequence, or order, of shapes that is then repeated at least two times. The shapes can be simple shapes like circles or squares, or lines like curved lines or slant lines, or other objects such as arrows, flowers, moons, and stars.

Have you ever noticed some pattern on clothes like your dress, bedsheets, curtains etc? It's your chance to create some exciting new patterns of your choice which you've ever imagined and draw in your Mathematics Laboratory Notebook and don't forget to write the shapes and objects used. You can use bindis, decorative stones and pearls, paper strips, paper folding techniques, leaf painting, vegetable art, cutting-pasting or even paper quilling.

The work must be done using your creative mind in neat and clean arrangement and to be uploaded on Teams Platform in Mathematics Assignment by 24.01.21.



LEARNING OUTCOME: Students will be able to learn about Patterns and connect them with our surroundings. They will be able to create their own patterns using lines & other geometrical shapes.

COMPETENCY BUILT: Pattern Analysis, Art and Craft Integration, Observing the Environment.

# CALENDAR MAKING ACTIVITY

It's 2022 and let's hope it will bring immense joy and happiness in our life! Let us start the year while making the calendar for the first month of the year and marking the important dates while noticing the numbers and answering a few questions based on your observation. Follow the format given below:

## MONTH – JANUARY - YEAR – 2022

MON	TUE	WED	THURS	FRI	SAT	SUN

After making the calendar:

1. Colour the box with odd dates **RED**, and even dates **BLUE**.
2. Mark and write the state festival of this month with **GREEN**.
3. Mark and write the national festival of this month with **PURPLE**.
4. Write the number of Sundays and Mondays the month have.
5. Observe the dates on all Wednesdays of the month and write down the pattern it follows.



**The work must be done using your creative mind in neat and clean arrangement and to be uploaded on Teams Platform in Mathematics Assignment by 24.01.21.**

**LEARNING OUTCOME:** Students will be able to learn about Calendar and will be able to read and observe the pattern it follows. They will get familiar with festivals of the month too.

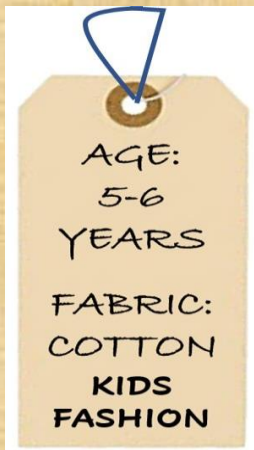

**COMPETENCY BUILT:** Presentation Skills, Calendar making, Pattern Analysis, Art and Craft Integration.

## ENVIRONMENTAL STUDIES

Hari along with his sister and mother reach the shopping mall. They enter a store for readymade garments. Hari and his sister are excited to see all colourful and bright clothes. His mother tells him that they need to select the garment according to the size.

Following specifications were mentioned on the tags of the garments:

Answer the questions after reading the tags.



1. What sized garment will Hari choose for himself?

---

2. What size will Hari choose for his younger sister?

---

3. What fabric garments should he choose to carry with him to his grandmother's place?

---

4. What fabric garments should he choose for wearing in Mumbai?

---

—

5. Which fabric is used to make clothes for kids aged between 7-8 years?

---



**ICT**  
**Holiday Home Work**

**Q1) Differentiate between moving and turning Turtle Command?**

<b>Moving a Turtle</b>	<b>Turning a Turtle</b>

**Q2) Write the shortcut key used for the following:**

- a. To open a document \_\_\_\_\_
- b. To save a document \_\_\_\_\_
- c. To make the text bold \_\_\_\_\_
- d. To make the text italic \_\_\_\_\_
- e. To make the text underlined \_\_\_\_\_
- f. To select the entire document \_\_\_\_\_

**Q3) Write the full form of:**

- a. ARPA \_\_\_\_\_
- b. WWW \_\_\_\_\_
- c. BK \_\_\_\_\_
- d. PU \_\_\_\_\_
- e. ST \_\_\_\_\_

---

**Warmest wishes of the *Winter Season*. Happy New Year!!!**

