



## SEWING/EMBROIDERY/HOSPITALITY SKILLS CLUB

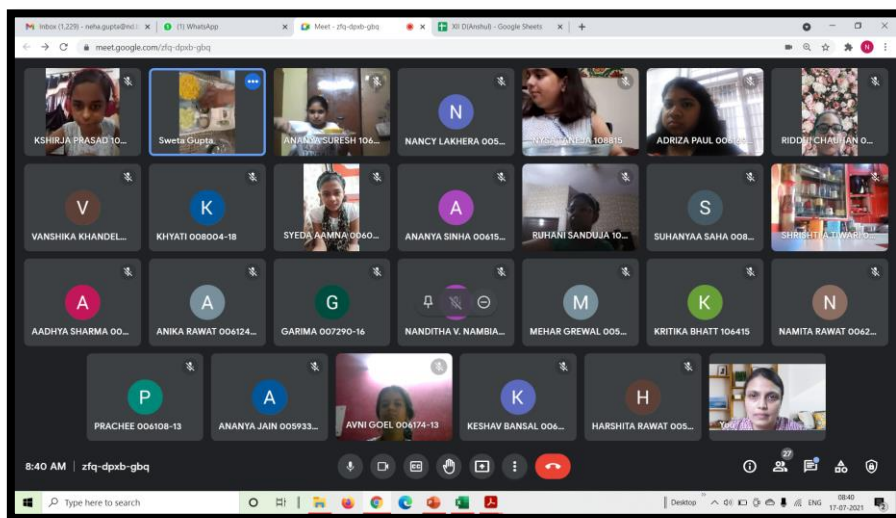

### CLASSES : VI - VIII

### REPORT FOR THE PERIOD – July & August 2021

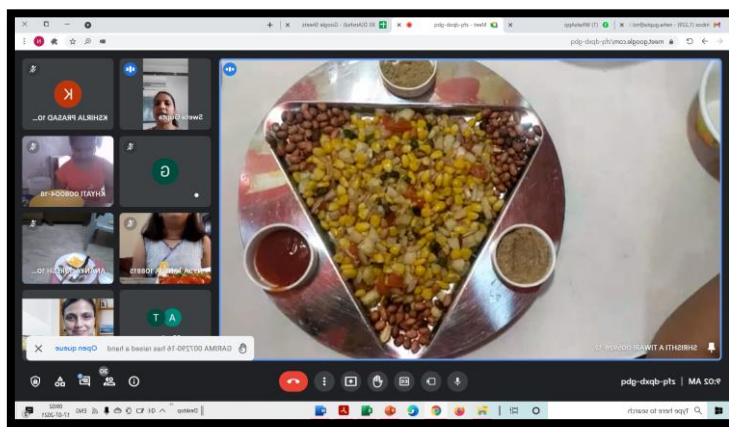
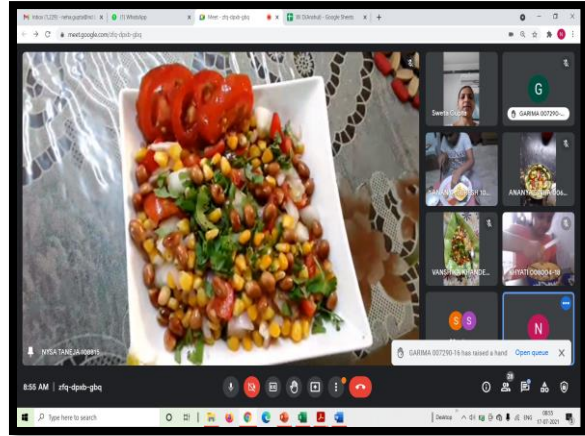
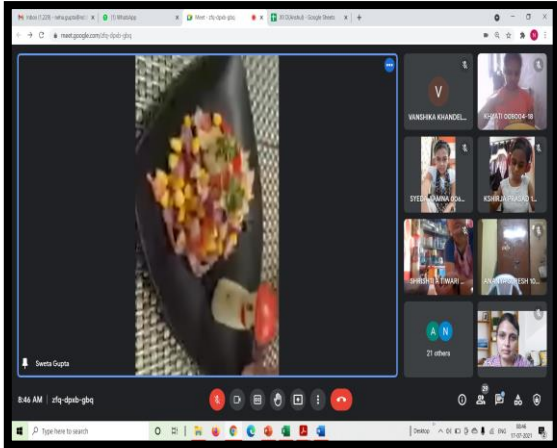
| S. NO. | DATE/ MONTH  | OBJECTIVE  | ACTIVITY  | LEARNING OUTCOME   |
|--------|--------------|--|---|--|
| 01.    | 03 July 2021 | To make the students aware about the rich history and meaning of 'Kantha embroidery' and apply the skill on a piece of cloth.            | Introduction to Kantha stitch and application to create Kantha embroidery motifs.   | Students will be able to understand the importance of learning basic Kantha stitching technique, its origin and prevalence. Learning Kantha stitch and apply the knowledge to prepare motif. |
| 02.    | 17 July 2021 | To develop interest in students towards cooking and motivate them to adopt a healthier diet.   | Preparation of healthy and nutritious 'Sweet Corn Salad';                           | Students will be able to prepare a healthy snack recipe on their own and understand its nutritious value.  |
| 03.    | 31 July 2021 | To make the students learn how to properly set a table, as well as why this is important.  | Table Setting, Etiquettes and Manners   | Students were able to demonstrate proper table setting etiquettes on various occasions.  |
| 04.    | 07 Aug 2021  | To develop interest in students towards embroidery the Lazy Daisy stitch were taught for creating beautiful flowers on a piece of cloth. | Introduction to Lazy Daisy stitch and its application to create leaves and flowers. | Students will be able to understand the importance of learning Lazy Daisy stitching technique and will be able to apply the same for creating beautiful leaves & flowers.                    |

|     |             |   |                      |   |
|-----|-------------|---|----------------------|---|
| 05. | 21 Aug 2021 | To make the students learn innovative methods to fold the paper napkin to enhance their table presentation. | Tissue Paper Folding | Students will be able to fold the paper napkin in creative manner so that they can show their artistic skill at the time of formal table setting. |
|-----|-------------|---|----------------------|---|

**GLIMPSES OF THE ACTIVITIES UNDERTAKEN BY THE STUDENTS DURING THE PERIOD July & Aug 21 :**



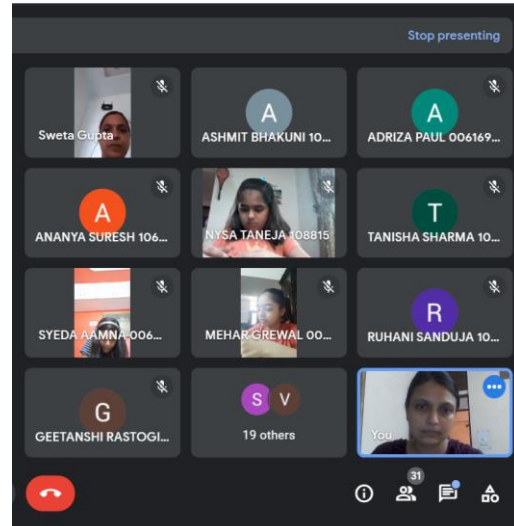
***Samples of Kantha Stitch prepared by the students***



## Preparation of healthy and nutritious 'Sweet Corn Salad'



## Table Setting and Etiquettes



**Students showing creativity by using 'Lazy Daisy Stitch'**



**Tissue Paper Folding Technique portrayed by students**

**Teacher In-charges: Ms. Sweta Gupta and Ms. Neha Gupta**