




RUBIK'S CUBE CLUB

CLASSES : I-V

REPORT FOR THE PERIOD – APRIL'20-MARCH'21

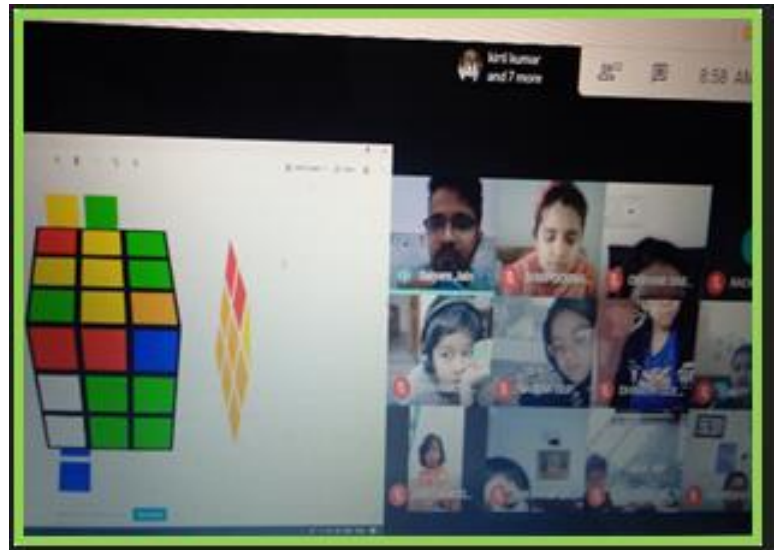
S. NO.	DATE/ MONTH	OBJECTIVE	ACTIVITY	LEARNING OUTCOME
01.	12 Sep 2020	To ensure that the students get familiarized with the components of Rubik's Cube and are able to form DAISY.	INTRODUCTION "STEP-1: DAISY FORMATION"	Students along with their parents participated in the activity with utmost zeal and vigour. Videos while showcasing DAISY were also shared.
02.	19 Sep 2020	To ensure that students are able to form white cross and improve their eye - hand coordination.	STEP-2: WHITE CROSS WITH MATCHING EDGES	Students participated and learnt making 'white cross' with matching the centre pieces. 
03.	3 Oct 2020	To make sure that students are able to form white layer leading to enhancement in their attention span.	STEP-3: WHITE LAYER	Students eagerly waited for the participation and learnt forming the 'White Layer'.
04.	17 Oct 2020	To enable the students to master notations and right and left triggers.	NOTATIONS AND ALGORITHMS STEP-4: RIGHT AND LEFT TRIGGER	Students unequivocally enjoyed the process of getting familiar with notations, algorithms and triggers.
05.	07 Nov 2020	To ensure that students are able to form second layer of Rubik's Cube using their cognitive skills.	STEP-5: SECOND LAYER	Students enthusiastically attended the session and learnt forming the Second Layer.

06.	21 Nov 2020	To ensure that students are able to form yellow cross and simultaneously enhance their memory span by using algorithms.	STEP-6: YELLOW CROSS	Students earnestly participated and learnt making Yellow Cross.
07.	05 Dec 2020	To be certain that students are able to form yellow cross with matching edges, thereby developing problem solving skills.	STEP-7: ALIGNMENT OF YELLOW CROSS EDGE PIECES	Students participated and learnt making Yellow Cross with matching edge pieces.
08.	19 Dec 2020	To ensure that students are able to match the corner pieces along with the centre ones showcasing their determination, patience & persistence.	STEP-8: MATCHING OF TOP LAYER CORNERS WITH CENTRE PIECES	Students participated enthusiastically in the session and learnt matching the top yellow layer with centre pieces using algorithm.
09.	16 Jan 2021	To make sure that students are able to align the corner pieces which will boost their confidence on achieving the objective.	STEP-9: ALIGNMENT OF CORNERS	Students absolutely enjoyed the process of aligning the corners using algorithm.
10.	30 Jan 2021	To ensure that students are able to make complete cube and acquire a sense of achievement.	STEP-10: FORMATION OF COMPLETE CUBE	Students enjoyed the process of making the whole Rubik's Cube profusely and were elated on becoming an accomplished cuber!
11.	06 Feb 2021	To be certain that students are able to learn scrambling and clear their doubts.	REVISION AND DOUBT CLEARING SESSION	Students enthusiastically attended the session and learnt how to form the second layer which made them feel overjoyed.
12.	20 Feb 2021	To develop the competitive spirit amongst the students.	RUBIK'S CUBE CHAMPIONSHIP	All the students imbibed the qualities of true sportsmanship and learnt how to compete fairly and efficiently!

GLIMPSES OF THE ACTIVITIES UNDERTAKEN BY THE STUDENTS DURING THE PERIOD MAR'20-APR'21:



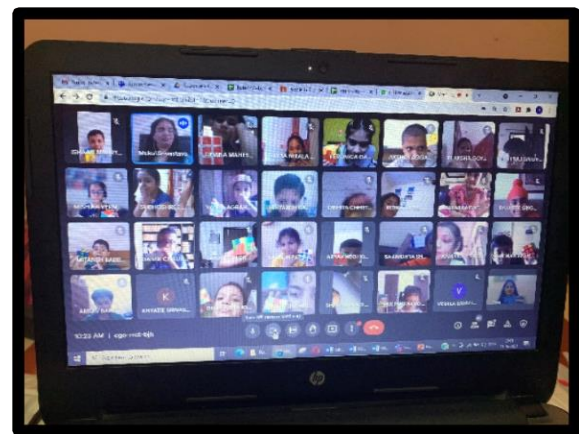
Cube- An imitation of life itself!



Students on their journey to become cubers.



Gleaning from the classroom activities is always fun.



An array of activities nurturing the young cubers to become problem solvers and divergent thinkers.



Making a habit of trying new things



Rubik's cube club is not only a portal of knowledge but also magic in disguise.

Resource Person: Mr. Saiyam Jain

Teacher In-charges: Ms. Mukul Srivastava & Ms. Ruchika Khanna