


# SUMMER HOLIDAYS HOMEWORK 2021-22

THEME: KNOW INDIA- ASSAM

Class 5



**Please Note:** The class teachers shall remain in touch with the parents and students once a week, every Friday between 09.00 and 11.00 am, in order to take up any queries or doubts related to the Summer Holiday Homework.



# KNOW INDIA- ASSAM



**Dear Parents,  
Warm Greetings !**

The Summer Vacations are round the corner. Keeping our learning curve on, is a challenge that we have learnt to overcome in the previous year. With high spirits and enthusiasm, we aim to keep ourselves positive and happy. Amidst the ongoing challenges, this year we have planned some unique activities for our children to learn while playing. We have planned to send our little explorers on a quest to explore the hidden land of **Assam** where they will learn about monuments, dances, festivals and so much more, beyond their textbooks. Each section of class V has been assigned a different city to explore and discover. The cities assigned to different sections of Class V are as follows:

<b>VA- Gola Ghat and Nagaon,</b>	<b>V B- Boro</b>	<b>VC- Barpeta/ Satra Nagar</b>	<b>VD- Tezpur.</b>
----------------------------------	------------------	---------------------------------	--------------------

**Each student is expected to undertake all the four activities assigned in the holiday homework with respect to the city assigned to them. For example: A student of 5A will take up all the activities for the city Golaghat and Nagaon and similarly VB student will do the same for the city Boro and so on. After completing all the four activities, the student has to compile his/her work and prepare a flipbook as directed in the last slide of ICT homework.**

**Along with, we have a collaborative assignment for our students to help them present their creative ideas efficiently and to provide them with a sense of belongingness. Students are supposed to work in groups for this assignment. Groups' list with instructions will be put on the google classroom under the assignment " Collaborative HHW".**

This project is an amalgamation of simple yet thoughtfully planned activities which promote critical and creative thinking skills amongst young learners. It is an integrated project with scholastic and co-scholastic activities, targeting competency-based learning.

**PLEASE NOTE: The Round 1 assessment will include grading from the Holiday Homework for scholastic and co scholastic activities. Children are requested to complete the activities and submit by uploading in their classroom under the post - "SUMMER HOLIDAYS HOMEWORK" by 5 July, 2021.**



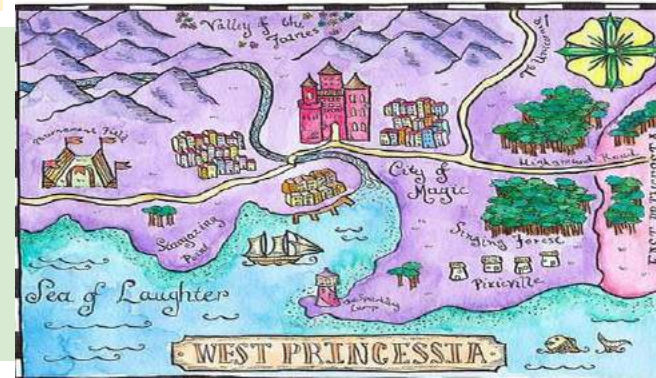
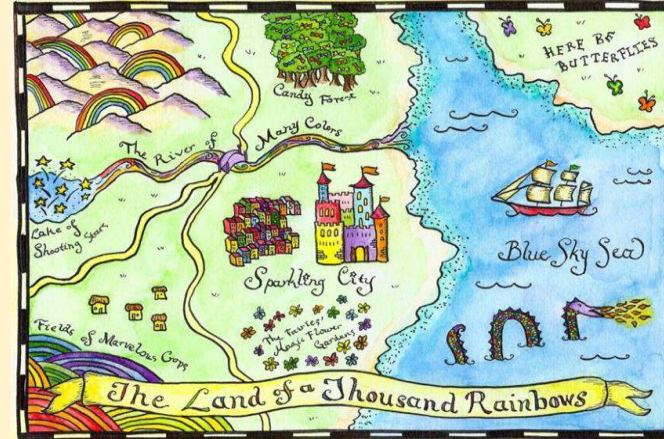
## ACTIVITY & INSTRUCTIONS :

The heritage of Assam is all about historic ruins, ancient temples, magnificent forts and vibrant wildlife. So here's a chance for you to be an explorer and unveil the hidden monuments of the city/district of Assam assigned to your class and section.

Choose a lesser-known monument of the city assigned to you and research about it. Present your findings and help your friends locate it by making a maison/pictorial map of the monument (Just like pirates have to locate treasure) on a A3 size white sheet. Do mention all the landmarks near it and the reason why one should visit it.

Don't forget to give a unique name to your one-of-a-kind maison map.

## TOPIC : Maison/ Pictorial Map Making



## LEARNING OUTCOME:

Students will be able to identify signs, location and landmarks of a place visited through the maps. They will also trace the changes in the practices, customs, techniques of the past and the present through monuments and their architecture.

## COMPETENCY BUILT:

This activity will enhance their mapping, presentation and researching skills.

## TOPIC : Pattern

### ACTIVITY AND INSTRUCTIONS:

Traditionally designs from Assam have been based on inspirations from the epics and Mother Nature with prominent geometrical /floral designs produced in brilliant shades for the ethnic costumes.

Brindavani clothes were the most famous traditional Assamese fabrics produced with the designs for the different incarnations of God Vishnu. Major textile designs presently used for ethnic fabrics include Kimkhwab , Boro diamond ,Miri and Hatipati designs ,consisting of geometrical , floral , inspired by nature and traditional festivities. There are well - known types of silk like **Mulberry silk**, **Tasar**, **Eri silk** and **Muga silk**.

**Make a poster / paste pictures on A3 sheet representing the pattern in the tribal textile art of Assam by comparing **Eri silk** and **Muga silk** and also explain about the pattern and symmetry in 2-3 lines.**



### LEARNING OUTCOMES:

1. The student will be able to understand the concept of designing patterns, attain knowledge about the different shades of colours used.
2. Students will also be able to explore the symmetry and tessellation patterns in the textile art.

### COMPETENCY BUILT :

Acquire a skill to create industry products (wallpaper/gift paper) using mathematical patterns.

# COLLABORATIVE ACTIVITY- FESTIVALS, MUSIC & DANCE

SUBJECTS INTEGRATED: SCIENCE, ENGLISH, SST, MUSIC, DANCE, SPORTS

## ACTIVITY AND INSTRUCTIONS:

Assam is a land of fairs and festivals. Assam has very fertile soil and farming is a large source of livelihood for the Assamese folk. Bihu is the most celebrated festival of the Assamese and can be said to be a celebration of nature. It is a combination of three festivals and is associated with agriculture, and rice in particular.

*In a group of 10, students are suppose to do research and present all about Bihu festival. Students need to explore:*

1. *The 3 Bihu festivals (Rongali Bihu, Kongali Bihu and Bhogali Bihu)*
2. *Relation of Bihu with agriculture*
3. *Traditional Bihu songs & dance*
4. *Sports played during this festival*

*Students can create a video/gif/ picture collage of themselves dancing, singing, enacting sports, narrating about the facts related to the festival. They can also create a poster, mindmap, can enact a personality, etc. They have to compile all of their work as a group in a flipbook.*

**Please Note:** Students will be divided in groups of 8 or 10 by the class teachers. The list will carry the names and instructions. It will be put on the google classroom under the assignment title - “**Collaborative HHW**”

*Don't forget to be creative and have fun while you explore and learn. Happy Exploring !*

## LEARNING OUTCOMES:

The learners will be able to acknowledge and appreciate the link humans share with nature and plants. They will also be able to learn more about the practices, sports, culture and heritage of Assam.



## COMPETENCY BUILT:

The activity will enable the learners to:

- Utilize and improve their data organization, classification, communication and presentation skills.
- Work as a team

## SAMPLE MIND MAP



How to make a mind map



## **INSTRUCTIONS:**

पद्म पुरस्कार भारत सरकार द्वारा दिया जाता है। भारत रत्न के बाद देश के सबसे सम्मानित माने जाने वाले पद्म पुरस्कारों को तीन स्तर पर दिया जाता है जिसे पद्म विभूषण, पद्म भूषण और पद्मश्री के नाम से जाना जाता है। कला, शिक्षा, साहित्य, उद्योग, विज्ञान, खेल, चिकित्सा और समाज सेवा के क्षेत्र में बेहतर प्रदर्शन करने वाले लोगों को इन पुरस्कारों से सम्मानित किया जाता है। असम में भी ऐसे अनेक प्रसिद्ध व्यक्तित्व हुए हैं जिन्हें क्षेत्र विशेष में अपने उत्कृष्ट कार्यों के लिए इन पुरस्कारों से सम्मानित किया गया है।

दिए गए लिंक के माध्यम से असम के किन्हीं दो सम्मानित व्यक्तित्व के विषय में जानकारी एकत्रित करें व स्वयं उनकी वेशभूषा में तैयार होकर अपने चित्र (Photo)के साथ संबंधित व्यक्तित्व का चित्र पेडलेट(Pedlet)पर लगाएँ व जानकारी दें। किए गए कार्य को गूगल क्लासरूम पर बनाए गए 'ग्रीष्मावकाश गृहकार्य' नामक असाइनमेंट में अपलोड कीजिए।



**Link:** <http://www.dashboard-padmaawards.gov.in/?Place=Assam>

## **LEARNING OUTCOME:**

- स्कूल के बाहर और स्कूल के भीतर (पुस्तक कोना/पुस्तकालय से) अपनी पसंद की किताबों को स्वयं चुनेंगे और पढ़ने की कोशिश करेंगे।
- अपने आस-पास घटनेवाली विभिन्न घटनाओं की बारीकियों पर ध्यान देते हुए उन पर मौखिक रूप से अपनी प्रतिक्रिया व्यक्त कर पाएँगे।

**COMPETENCY BUILT:** इस गतिविधि के माध्यम से छात्रों में देश के प्रति अपने कर्तव्यों को समझने की चेतना जागृत होगी।

## **Topic: प्रसिद्ध व्यक्तित्व**



## **Instructions : Create a flip book in MS.Word on the activities given above**

- The flip book will contain 4 pages .
- Each activity will be placed on one page containing relevant pictures,video links,tables ,text,captions etc
- The size of the page should be A4 and orientation should be Landscape.
- Students may choose the background of the page according to the activity.
- Use all advance features of Ms.Word like page colour,, tables ,pictures,Word Art ,video link,borders,shapes etc ..
- The title of the activity will be placed in the center of the page.
- The last page should contain the Name of the Student,Class and Section.
- Convert the file into PDF and then flip book using the link given below.  
<https://fliphtml5.com/>
- Upload the flip book on Google Classroom under ‘Summer HHW’
- Refer the link given below for steps to create flip book .  
<https://www.youtube.com/watch?v=nB-852Cladg>

**LEARNING OUTCOME**: The students will get an opportunity to implement all tools of MS.Word .

**COMPETENCY**: This will help the students in honing their creativity, ICT and aesthetic skills.



**Bal Bharati**  
PUBLIC SCHOOL  
Sector -21, Noida

HAPPY SUMMER HOLIDAYS



**WISHING EVERYONE A SAFE AND HEALTHY VACATION TIME!  
STAY HEALTHY, EXERCISE AND TAKE CARE!**