




Bal Bharati
PUBLIC SCHOOL
Sector -21, Noida

WINTER HOLIDAY HOMEWORK

CLASS - 5

TOPIC- *Understanding the Art and Culture of Arunachal Pradesh and Meghalaya*



EK BHARAT SHRESHTHA BHARAT

(A CBSE initiative –pairing states Arunachal Pradesh and Meghalaya)

Dear Parents
Warm greetings!

The winter holidays are round the corner and in this era of restricted travelling the predicament of keeping children engaged and still managing work from home is a glaring reality. So, keeping that in mind we bring for our students a fun-filled journey of India's beautiful North-eastern states from the safety and comfort of our homes.

Following the 'Ek Bharat Shreshtha Bharat' initiative of CBSE we have designed a series of activities for students that will help them learn and explore about these North-eastern states. The project is a kaleidoscope of simple but thoughtfully-planned activities which will target the critical and creative thinking of the students. It is an integrated project with well-knit curricular and co-curricular activities targeting competency based learning.

PLEASE NOTE: These activities will be assessed for Round IV. Students are requested to submit their projects in the following manner through Google Classroom:

DATE OF SUBMISSION –	ENGLISH ,HINDI	: 15.01.2021
	MATHS , SCIENCE	: 18.01.2021
	SST , ICT, SPORTS	: 20.01.2021

Wish you an elated holiday time and a fantastic year ahead!



ENGLISH & LIBRARY - CREATE A MAGAZINE ADVERTISEMENT

Arunachal Pradesh, the land of rising Sun, is a natural wonderland with wild rivers, impenetrable forests, endemic birds and animal species. It is a land hidden in rain and mist, where life and legend intertwine.

Did you know: Till 1972, it was known as the North-East Frontier Agency (NEFA). It gained the Union Territory status on 20 January 1972 and was renamed as Arunachal Pradesh.


ACTIVITY AND INSTRUCTIONS: Read the book - "Arunachal Pradesh: The Hidden Land" to explore the indescribable loveliness of the landscape. [Click here to read the book.](#)

Prepare a magazine advertisement for a trip to Arunachal Pradesh and discuss its various features. Steps to design your advertisement:

1. On an A4 size sheet, write the name of the state and give a beautiful tagline describing the state beautifully. (As given in the sample).
2. You can mention the names of the places (tourists can visit), fun sports, famous food items, dresses of people living there, culture, etc. Use adjectives to describe these. For example: *Scrumptious Bamboo Shoot (food item), Humble People, Vibrant Dresses, etc.*
3. Paste relevant pictures. You can add one liners/facts at the bottom. (As given in the sample).
4. Make your advertisement unique, colourful and interesting.
5. Upload work in Google Classroom by 15.01.21.

LEARNING OUTCOME: Students will be able to explore their imaginative side by framing an advertisement. They will learn about and promote the tourism of Arunachal Pradesh.

COMPETENCY BUILT: This activity will inculcate life skills such as creative thinking and observation. Students will improve their reading and comprehension skills as well.



हिंदी - अनुच्छेद लेखन

दिए गए लिंक के माध्यम से मेघालय प्रदेश की आभासी यात्रा (Virtual Tour) कीजिए। यात्रा के दौरान किए गए अनुभव और वहाँ की संस्कृति का वर्णन करते हुए A4 शीट पर 100 से 120 शब्दों का अनुच्छेद लिखिए तथा सुंदर चित्रों से उसे सजाएं। किए गए कार्य को गूगल क्लासरूम पर बनाए गए 'शीतावकाश गृहकार्य' नामक assignment folder में अपलोड कीजिए।

कृपया दिए गए कार्य को 15.1.21 को गूगल क्लासरूम पर अपलोड कीजिए।

Virtual Tour Link: <https://youtu.be/R-YuZ7uFgKE>

LEARNING OUTCOME:

- * छात्र मेघालय प्रदेश की संस्कृति से परिचित हो सकेंगे।
- * छात्रों की कल्पनाशक्ति व रचनात्मक क्षमता में वृद्धि होगी।
- * छात्रों के हिंदी भाषा संबंधी लेखन कौशल का विकास होगा।

COMPETENCY BUILT:

इस गतिविधि के माध्यम से छात्रों में सांस्कृतिक चेतना जागृत होगी।



ACTIVITY :CREATING PATTERNS

The art and crafts of Arunachal Pradesh reflect varied cultures and traditions co-existing in the state. Textile patterns found among the tribes of Arunachal Pradesh such as Adi, Mishmi and Apatani are invariably **of geometric pattern**.

INSTRUCTIONS:


1. Make a poster on A3 sheet representing the **pattern** in the tribal textile art of **Arunachal Pradesh** and also explain about the pattern and symmetry in 2-3 lines. **Upload your work in google classroom by 18.01.21**
2. Make a New Year card using wool or thread to create typicle Arunachal textile patterns having symmetry and upload the same in google classroom with an appropriate message.

LEARNING OUTCOME:

The student will be able to understand the concept of designing patterns, attain knowledge about different colours. Students will also be able to explore the symmetry and tessellation pattern in the tribal textile art.

COMPETENCY BUILT :

Acquire a skill to create industry products (wallpaper/gift paper)using mathematical patterns.



SCIENCE - DESIGNING HOUSE PATTERNS USED IN MEGHALAYA (PREPAREDNESS BEFORE DISASTER)

ACTIVITY AND INSTRUCTIONS:

- ❖ Mawsynram in Meghalaya is known to be the wettest place in the world based on the average annual rainfall it receives, according to the Guinness World Records. The place receives an annual average rainfall of 11,873 millimetres. Houses are built on stilts in the areas of heavy rainfall. Garo tribe of Meghalaya also make such houses using locally available resources such as bamboo, timber and cane. The roofs of these houses are steep so that the rain water does not get collected on the roof.
- ❖ Make a small model of **houses of Garo tribe of Meghalaya** using match stick/Ice Cream stick/paper straws. You may refer the images attached here.
- ❖ Also write on an A-4 how such houses protect them during floods and heavy rains.
- ❖ **Upload your work in Google classroom by 18.01.21.**

LEARNING OUTCOME:

- ❖ Learners will be able to recall, recognize and reproduce the concept of stilt houses.
- ❖ Learners will be able to construct and demonstrate the stilt houses.
- ❖ Learners will be able to integrate science with tribes of Meghalaya.

COMPETENCY BUILT-

Learner will be able to do hands on and design a house.

The activity will help child's imagination run & shape the architecture with in the child as he/she creates the model.



SOCIAL STUDIES/ICT - GOVERNING OURSELVES

Casting a vote is 'a right'(choice) or is it 'the right' (a duty).

Dear Students,

In our country few states are undergoing the Lok Sabha Elections. We have learnt under the lesson of 'Governing ourselves' that government and governing rules are important for a state/ city/ country to run peacefully. So, let's highlight its importance and encourage every citizen to cast a vote by doing this activity.

Instructions: (Do the following in MS PowerPoint)

1. Imagine that you are creating a new party for elections (2021) in the state : Meghalaya.
2. Choose a city in Meghalaya from the map given and design a LOGO for your party.
3. Write down an 'agenda' for your party followed by the five main points that will be the highlights for the campaign in a PowerPoint presentation.
4. Upload work in Google Classroom by 20 . 01.21.


Decorate any old box and make your own beautiful Ballot Box.

LEARNING OUTCOMES :

Children will understand the importance of voting and the process behind the formation of a party. They will understand the working of the State Government as a part of their SST Chapter -18(Governing Ourselves).

COMPETENCY BUILT :

The activity will enhance their social skills and creative thinking. They will also learn the value of recycling.



ICT- ARUNACHAL AT A GLANCE

ACTIVITY : MAKE A PRESENTATION ON ARUNACHALPRADESH USING MS POWER POINT

Tourism is one of the main source of livelihood for people of **Arunachal Pradesh**.

About 80% of land is forest cover and more than 25 tribes are settled here.

Some popular places worth visiting are Twang Monastery, Dhola Sadiya, Orchid Nation etc.

INSTRUCTIONS :

Create a presentation in Ms. PowerPoint describing the culture, tourism, education system and festivals of Arunachal Pradesh/Meghalaya.

- ☐ Minimum 6 slides.
- ☐ Use all advance features of powerpoint like smart art, tables ,charts , video and audio.
- ☐ **Upload the presentation on google classroom by 20.01.21 under the header Homework ---> ICT ---> Winter Holiday Homework**
- ☐ **Refer the link given below for general information**

<http://www.scrolldroll.com/facts-about-arunachal-pradesh/>

<https://www.youtube.com/watch?v=JYTxElXwmY0>

LEARNING OUTCOME:

The students will be able to learn more about the different places of visit, history and culture of this state and how to use different tools of the software to enhance their skill.

COMPETENCY BUILT:

This will help the students in honing their ICT skills ,aesthetic skills and creative skills.



INCREDIBLE ARUNACHALPRADESH

PHYSICAL EDUCATION



Fit India Hit India



*** NOTE: FIT INDIA PROTOCOL EXERCISES TO BE PRACTICED DURING HOLIDAYS AND VIDEOS TO BE SHARED IN GOOGLE CLASS ROOM BY 20.01.21**