




Bal Bharati
PUBLIC SCHOOL
Sector -21, Noida

WINTER HOLIDAY HOMEWORK

CLASS - 3

*Topic- Understanding the Art and Culture of
Arunachal Pradesh and Meghalaya*

Theme- Clothes of Arunachal Pradesh



EK BHARAT SHRESHTHA BHARAT

(A CBSE initiative – pairing states Arunachal Pradesh and Meghalaya)

Dear Parents
Warm greetings!

The winter holidays are round the corner and in this era of restricted travelling the predicament of keeping children engaged and still managing work from home is a glaring reality. So, keeping that in mind we bring for our students a fun-filled journey of India's beautiful North-eastern states from the safety and comfort of our homes.

Following the 'Ek Bharat Shrestha Bharat' initiative of CBSE we have designed a series of activities for students that will help them learn and explore about these North-eastern states. The project is a kaleidoscope of simple but thoughtfully-planned activities which will target the critical and creative thinking of the students. It is an integrated project with well-knit curricular and co-curricular activities targeting competency based learning.

PLEASE NOTE: These activities will be assessed for Round IV. Students are requested to submit their projects as per the following schedule through Google Classroom:

S.NO	SUBJECTS	DATE OF SUBMISSION
1.	ENG,ICT	15.01.21
2.	HINDI, MATHS	18.01.21
3.	EVS	20.01.21
4.	SPORTS, MUSIC	22.01.21

Wishing you an elated holiday time and a fantastic year ahead!

INTRODUCTION


The state of Arunachal Pradesh is an exotic collection of social and cultural life that blends many types of cultures, and traditions.

The clothing styles and designs have largely been uninfluenced in Arunachal Pradesh and tribal communities still wear their ethnic costumes for ceremonial functions.

Women wear a sleeveless chemise with an embroidered, full-sleeves jacket, along with a petticoat/skirt. The attire is never usually complete without 'Mushaiks' or waistcoat and a skull-cap filled with Yak hair called 'Gurdam'. Men wear a wrap around spun in white, red as well as yellow coloured yarn along with a sleeveless shirt and a skull cap.

The tribes of Arunachal Pradesh are known for their weaving, with the Aptani tribe being the most advanced in its techniques. They create ceremonial coats, shawls, skirts, sashes, lungis (loin cloths) with various forms of embroidery.

Geometric patterns dominate the clothing worn by the Adi, Aptani and Mishmi tribes, with the most popular motif being that of angular designs and zig-zag lines.



SUBJECT-ENGLISH INTEGRATED WITH ICT & ART

Activity: Designing traditional dresses of Arunachal Pradesh

Instructions:

1. With the help of an adult, find two old worn out clothes which are not in use.
2. Look at the picture and draw an outline of the dress on the cloth.
3. Cut the outline from both the clothes and recreate the traditional dress of *Tagin* tribe from *Arunachal Pradesh*.
4. Paste the final dress in your English notebook. This work will be uploaded on Google classroom under the folder 'English Holiday Homework' by 15.01.21.
5. Now write **5 lines** describing the vibrant clothes and jewellery of the *Tagin* tribe from Arunachal Pradesh in **Ms Word using different formatting options**. This work will be uploaded on Google classroom under the folder 'ICT Holiday Homework' by 15.01.21.

Note: You can also use beads, mirror or sparkle pens to draw ornaments.

Learning Outcome: Students will learn more about the vibrant clothes and patterns peculiar to the north-eastern state of Arunachal Pradesh, while building on their writing skills and creativity using 'best out of waste.'

Competency built: Improvement of the three domains of learning – cognitive, psycho-motor and affective; while simultaneously using the skills of observing, thinking, imagining, exploring, experimenting, deducing, creating, recreating and expressing.




SUBJECT-ENGLISH INTEGRATED WITH ICT & ART

Step 1: Get two pieces of unused cloth



The steps to be followed to create the dress

Step 2: Draw the face & trace the design



Step 3: Cut and check if it fits properly



Step 4: Paste it and use beads, mirrors or sparkle pens for making the ornaments



कला एवं हिन्दी की एकीकृत गतिविधि

विषयवस्तु: परिधान की आत्मकथा (निर्देशित रचना - Guided Composition)

गतिविधि – ओरगामी कला जापान की एक प्रसिद्ध पारंपरिक कला है जिसमें पेपर (मोटे कागज़) को तह करके खूबसूरत कलाकृतियों का निर्माण किया जाता है। इसमें काटने व गोंद का प्रयोग अवांछनीय है। ओरगामी कला के माध्यम से कोई भी दो परिधान का चयन करके बनाएँ व उसे यहाँ पर दिए गए बेल – बूटों व चित्रकारी से सजाएं। (जैसे कोट – पैंट , कमीज़ , फ्राक , मैक्सी ब्लाउज , शाल, लूंगी) **सुझाव दिया लिंक :** <https://youtu.be/zSV9FZld69w> (Paste it in your Hindi notebook)



अरुणाचल प्रदेश में औरतों के **चैमिस, मुशैक** परंपरागत परिधान है। परिधान का सफ़र सूत से प्रारम्भ होता है। सूत से परिधान बनने के सफ़र को यहाँ दिए गए इन 20 शब्दों की सहायता से अपनी हिन्दी की अभ्यास पुस्तिका में 10 – 15 पंक्तियों का एक अनुच्छेद लिखें। ध्यान रहे कि दिए गए सभी शब्दों का प्रयोग करना अनिवार्य है।
(Kindly upload the work on google classroom in the folder- Hindi Holiday Hw by 18.01.21)

परिधान	बुनाई	रेशम	कपास	रुई	ओटाई	वस्त्र	कताई	धागा	सुई
रेशा	बुनकर	सिलाई	रंगाई	कृत्रिम	दर्जी	प्राकृतिक	ऊन	नाइलन	मौसम










शिक्षण की सम्प्राप्तियाँ: बच्चे प्रकृति से प्रेम - जीवन में पेड़ - पौधों तथा पशुओं की उपयोगिता को सराहेंगे। कल्पना एवं रचनात्मक अभिव्यक्ति का विकास के साथ – साथ शब्द कोष में वृद्धि करेंगे और मेघालय प्रान्त की पारंपरिक वेश – भूषा से भी परिचित होंगे।

कार्य निर्वाह क्षमता : बच्चे अरुणाचल प्रदेश की पारंपरिक वेश – भूषा व ओरगामी कला से परिचित होंगे।



TOPIC- DATA HANDLING AND ANALYSIS

Mukut Mithi owns “*Arunachal Pradesh Emporium*” which has all the unique clothing styles and designs from Arunachal Pradesh. Given below are the details of items available at the Emporium and the number of people who bought them.

S. No.	ITEMS	NO. OF SHOPPERS (1  = 200 Shoppers)
1	Mushaiks (Waistcoat)	    
2	Gurdam (Cap)	
3	BiangSipi (Beads Chain)	 
4	Skirts	  
5	Belts	   

Q1. LOOK AT THE TABLE AND ANSWER THE QUESTIONS THAT FOLLOW IN YOUR MATHS NOTEBOOK: (SHOW THE CALCULATIONS CLEARLY)

- How many people bought Mushaiks, Gurdam, BiangSipi, Skirts and Belts?
- How many people bought BiangSipi ? How much more was it than Gurdam?
- If the cost on one belt is ₹ 50. How much did Mukut earn from selling belts ?
- Which item was sold the most and how many shoppers bought it?
- In all how many shoppers bought items from the emporium if each person bought only one item ?

Q2. NOW, BEAUTIFULLY PRESENT DATA IN VERTICAL PICTOGRAPH OF YOUR CHOICE. YOU CAN PASTE/DRAW SYMBOLS AND TAKE SCALE OF YOUR OWN CHOICE TO PRESENT THE DATA.

Complete the above exercise in your maths notebook and upload it on Google classroom under the heading-Maths Holiday HW by 18.01.21.

LEARNING OUTCOME: The students will be able to interpret data about a given situation, represent the data in terms of pictographs choosing appropriate symbols and scale.

COMPETENCY BUILT: Data Analytical Skills, Problem Solving Skills, Data Visualisation skills.



SUBJECT-EVS INTEGRATED WITH ART

Weaving is a major industry in Arunachal Pradesh and exhibits a striking sense of colour as well as colour combination. According to one of the legends, the art of weaving was learnt in a dream from the goddess Podi Barbi. A Galo song narrates a full story of how the cotton is grown, plucked, spun and how it is woven with cotton yarn in a loom. The colour and design have their symbolic meaning on the fabric of Arunachal Pradesh.

ACTIVITY- From Fibre to Yarn to Fabric

INSTRUCTIONS: Kindly do the following activities:

A. Draw a flow chart to show the steps of processing of cotton from field to yarn





- Draw/paste pictures of each step and label the steps (Fibre to Yarn) in EVS notebook.
- Upload its picture on google classroom under the folder-EVS Holiday Hw (Flow Chart) by 20.01.21.

Suggested Link: <https://youtu.be/ystM8evK6HE>

B. Let's do an activity to learn the Art of Weaving (Yarn to fabric)

You can follow the link: https://youtu.be/eX_E4qiecVE

Kindly upload the picture of the given activity on google classroom under the folder - EVS Holiday HW (Weaving) by 20.01.21.



LEARNING OUTCOMES: Students will be able to explain the process of cotton from field to yarn. (Fibre to Yarn)

Students will be able to appreciate the method of weaving (Yarn into Fabric).

COMPETENCY BUILT: Information Literacy, Observation, Creativity, Innovation

SUBJECT - MUSIC

Music & dance are an integral part of every festival and occasion in Arunachal Pradesh. Every festival is celebrated with much fun & fair, which includes music and dance. The music and dance of Arunachal Pradesh are generally performed in groups in which both men & women participate. The themes of folksongs sung in Arunachal Pradesh are fables of creatures or the animal and words signify moral deduction. The various folksongs sung in Arunachal Pradesh are- Pailibos, Ja-Jin-Ja, Baryi, Nyioga.



Activity: Learning the Lokgeet of Arunachal Pradesh

Instructions:

Listen to the Lokgeet of Adi Tribe from Arunachal Pradesh from the link shared below.

Learn and sing 4 lines of this Lokgeet and make a video. You can create some musical instruments using empty coconut shells, Pebbles and cloth to support your singing.

Upload the video on google classroom in the folder - Performing Arts- Lokgeet (Arunachal Pradesh) by 22.01.21.

LINK: <https://youtu.be/Yn5HQORcnHI>

LEARNING OUTCOMES: Students will appreciate the music of pairing state- Arunachal Pradesh..

COMPETENCY BUILT: Cognitive ability, Discipline, Critical thinking,



PHYSICAL EDUCATION

It is rightly said that A healthy mind resides in a healthy body. Physical activity or exercise can improve our health and stamina. Arunachal Pradesh is rich in natural beauty but at the same time the terrain is physically challenging. Physical endurance and training is a necessity while visiting these mountain states. Let's do **Skipping exercise** to enhance our stamina and keep ourselves fit to visit the beautiful state one day.

Activity : Skipping Exercise

Instructions:

- Take a skipping rope any one available at home.
- Do the skipping continuously for 50-100 times.
- Keep doing Skipping exercise daily and share the video on google classroom under the heading- Sports – Skipping Exercise by 22.01.21.



Learning Outcome: Children will learn and master the skill of skipping.

Competency built:

Physical fitness and stamina will enhance.

CREATIVE CORNER

- If you do not have a skipping rope, you can make one at your home.
- Follow the given instructions to make your own skipping rope:
 - Take a 3 m old saree/ dupatta .
 - Cut it into 3 parts.
 - Weave 3 parts like a plait.-
 - Your skipping rope is ready.

You Can follow the Link also:

https://drive.google.com/file/d/1Ps7Pv83btVqneed89DQL0lowAKG_3zDJ/view?usp=sharing

https://drive.google.com/file/d/1Ps7Pv83btVqneed89DQL0lowAKG_3zDJ/view?usp=sharing

(Making a skipping rope is optional.)