





Bal Bharati  
PUBLIC SCHOOL  
Sector -21, Noida

# WINTER HOLIDAY HOMEWORK CLASS - 1

*Topic- Understanding the Art and Culture of  
Arunachal Pradesh and Meghalaya*



# EK BHARAT SHRESHTHA BHARAT

(A CBSE initiative –pairing states Arunachal Pradesh and Meghalaya)

Dear Parents  
Warm greetings!

The winter holidays are round the corner and in this era of restricted travelling the predicament of keeping children engaged and still managing work from home is a glaring reality. So, keeping that in mind we bring for our students a fun-filled journey of India's beautiful North-eastern states from the safety and comfort of our homes.

Following the 'Ek Bharat Shreshtha Bharat' initiative of CBSE we have designed a series of activities for students that will help them learn and explore about these North-eastern states. The project is a kaleidoscope of simple but thoughtfully -planned activities which will target the critical and creative thinking of the students. It is an integrated project with well-knit curricular and co-curricular activities targeting competency based learning.

**PLEASE NOTE:** These activities will be assessed for Round IV. Students are requested to submit their projects in the following manner through Google Classroom:

S.NO	SUBJECTS	DATE OF SUBMISSION
1.	ENG	15.01.2021
2.	MATHS	18.01.2021
3.	HINDI	19.01.2021
4.	SPORTS, EVS	22.01.2021

**Wish you an elated holiday time and a fantastic year ahead!**

# English Integrated with Visual Art

## THEME- FOLKTALE OF MEGHALAYA

Date of submission : 15-01-2021

Meghalaya, the land known to be the abode of the clouds is also the land of folktales. It is well known for its wide range of topics of folktales specially animals and their Gods & Goddesses. Some of the famous folktales are - The dirty pig, The tiger and the monkeys, How the tiger got his strength, The stag and the snail, The Goddesses Ka Ngot and Ka Lam etc.

### Activity : Narrating a folktale

#### Instructions:

1. Watch the folktale “The dirty pig” using Link- <https://youtu.be/qvfVBsNe2e8>
2. Prepare puppets of the characters used in the folktale.
3. Now make a video narrating the folktale using the puppets created by you along with the moral with the help of your parent.
4. Label the video mentioning your name, class and section.

**Learning Outcomes:** 1. Students will develop their own creativity, enhance their speaking skills & broaden their vocabulary.  
2. Students will recognize folktales from a variety of cultures.

**Competency built-** 1. Developing a deeper appreciation of cultural diversity By introducing them to folktales from a variety of cultures.  
2. Developing a critical thinking skill.



## विषय-अरुणाचल प्रदेश- लोसार त्यौहार

प्रस्तुत करने की तिथि : 19-01-2021

भारत के उत्तर पूर्व में स्थित राज्य अरुणाचल प्रदेश है। अरुणाचल प्रदेश में नव वर्ष दिवस को लगातार पांच दिनों तक लोसार महोत्सव के रूप में मनाया जाता है।

### निर्देश:

1. लोसार उत्सव से संबंधित दिए गए लिंक को सुनो तथा हिंदी की नोटबुक में दस ( 10 ) नए सीखे हुए शब्द लिखिए तथा उनसे सम्बंधित चित्र लगाएं। <https://youtu.be/YIyC3zVlib4>
2. लोसार त्यौहार के दौरान लोग विभिन्न प्रकार के मुखौटो का उपयोग करते है । अपनी पसंद का मुखौटा अपने चेहरे के अनुसार बनाए तथा साज सामग्री से सुसज्जित करें जैसे रंगीन कागज़ , मोती , शीशे , आइस क्रीम स्टिक आदि ।
3. इस राज्य का सबसे खास पहलू इसके वाद्य यंत्र है । इन से निकलने वाली धुन संगीत प्रेमियों को मोहित कर देती है । दिए गए लिंक को सुनिए तथा स्वयं अपने लिए एक वाद्य यंत्र का निर्माण करें जैसे नारियल का खोल , गत्ते का डिब्बा इत्यादि से और उन से उत्पन्न होने वाले संगीत की वीडियो रिकॉर्डिंग करें जो 30 -40 सेकण्ड्स की हो ।  
[https://youtu.be/ok\\_4VH6nT1Q](https://youtu.be/ok_4VH6nT1Q)
4. प्रत्येक लोक नृत्य का विशेष परिधान और लय होता है । लोसार उत्सव के नृत्य बहुत ही शांत और सरल है । दिए गए वीडियो लिंक के माध्यम से नृत्य कला का अभ्यास करें एवम् बनाए गए मुखौटे और वाद्ययंत्र का प्रयोग करते हुए नृत्य करने का वीडियो बनाकर गूगल क्लास रूम में अपलोड करें ।  
<https://drive.google.com/file/d/1MTK1q9frw6mAPQek2UBaUowyHxoOkqoa/view?usp=drivesdk>



शिक्षण की सम्प्राप्तियाँ: छात्र अरुणाचल प्रदेश की संस्कृति से परिचित हो सकेंगे। छात्रों की कल्पना शक्ति व रचनात्मक क्षमता में वृद्धि होगी

कार्य निर्वाह क्षमता: बच्चें जिज्ञासु , आत्मविश्वासी , पर्यावरण के प्रति जागरूक बनेंगे ।

# Maths Integrated with Visual Arts

## TOPIC – PATTERNS IN THE JEWELLERY DESIGNS OF ARUNACHAL PRADESH

Date of submission : 18-01-2021

Arunachal Pradesh is famous for its vivid antique jewellery designs. The jewellery and ornaments are based on fascinating design patterns which are made using beads, wild seeds, reeds, bamboo and colourful bird feathers. Necklaces made with thick string of coral beads and thin fluted stems of glass strung with fine thread are very popular in the state.

### Activity and instructions :

Students will design their own ornaments based on the different design patterns.

They can use different colour beads, thermocol balls, paper cutouts in different shapes, feathers, coins or shells to make beautiful necklaces or bracelets.

They will then count the number of objects used in making the ornament and write their number in their maths notebook in sorted way.


Students can wear the self-designed ornaments, click pictures and upload them on Google Classroom.

### Learning Objectives :

This activity aims at acquainting our students with the rich art and culture of Arunachal Pradesh. Students will develop a feeling of love, devotion and a sense of attachment to their motherland. Students will learn to arrange the given things aesthetically to create new designs.

### Competency built:

This activity will enhance creative and imaginative skills among learners.



### Activity: Spin a Wheel

Students will virtually explore the breathtaking landforms of Meghalaya, the abode of clouds using the link <https://youtu.be/R-YuZ7uFgKE> . They will then prepare a spinwheel.

#### Instructions:

1. Take 3 circular disposable plates(take help from your parents) of approximate radius 14cm, 10cm and 7cm and attach them with a board pin on a cardboard after drawing different land forms like hills, mountains, forest, waterfall etc of **Meghalaya** on one plate, writing their names on the second one and mentioning the landform type on the third plate. Pastel sheets cut into circular shape can also be used.
2. Children should be able to match the land form with their names and drawing by spinning the disks.
3. Following information can be used on the plates

<u>Topic of Drawing</u>	<u>-&gt; land Form types</u>	<u>-&gt; Name</u>
Drawing of Lake	-> Lake	-> Umiam Lake
Drawing of waterfall	-> Waterfall	-> Elephant Falls/ Nohkalikai Falls
Drawing of Hills	-> Hills	-> Jaintia Hills.
Drawing of Rainy Place	-> Rainy Place	-> Cherapunji
Drawing of Peak	-> Peak	-> Shillong Peak

4. Upload the pictures of the completed spin wheel on Google classroom.

**Learning Outcome:** Children will learn types of landforms and their names in relation to Meghalaya.

**Competency built:** Visual skills and logical reasoning will be enhanced.



## Topic : Different Poses for physical training

Date of submission : 22-01-2021

### Activity and instructions:

Arunachal Pradesh and Meghalaya are rich in scenic beauty but at the same time the terrain is physically challenging. Physical endurance and training is a necessity while visiting these mountain states. Students will practice the following poses so that they become strong and agile.

1. Tadasana
2. Vrikhasana
3. Areoplane balance
4. Triangle pose
5. Natraj pose

The video related to the same can be accessed from the following link:

[https://drive.google.com/file/d/1H6CRQ1KSe4ET5T-cR3MU25Yxby\\_8m\\_tO/view?usp=sharing](https://drive.google.com/file/d/1H6CRQ1KSe4ET5T-cR3MU25Yxby_8m_tO/view?usp=sharing)

Practice the poses and share the video on the google classroom after winter break as per the date allotted

### Learning Outcome:

Children will learn types of poses and their names .

### Competency built:

Physical agility and stamina will be enhanced. Overall posture of the students will improve.

