



Bal Bharati
PUBLIC SCHOOL

Sector-21, Noida

Phone: 0120-2534064, 2538533 e-mail: bbpsnd@yahoo.co.in

Website: <http://bbpsnoida.balbharati.org/>

BAL BHARATI PUBLIC SCHOOL, NOIDA

PRE PRIMARY DEPARTMENT

SESSION 2019-20

SUMMER FUN ACTIVITIES FOR PPI & PP II

LET'S HAVE FUN WITH

COLOURS

THIS SUMMER





Dear Parents,

Summer Vacations have just begun. It is time to have fun with your tiny tots and to catch up with all that we have been longing to do. One of it can be going for a long walk with your ward and let them admire the beautiful nature, morning sunrise and evening sunset, hear the chirping birds and see the fluttering butterflies. It is time to catch up with Grandma's never ending stories and play wonderful games with Grandpa.

LET THE CHILDREN BE FREE.

ENCOURAGE THEM:

*LET THEM **RUN** OUTSIDE WHEN IT'S RAINING;*

*LET THEM **REMOVE** THEIR SHOES*

*WHEN THEY FIND A **PUDDLE** OF WATER;*

AND WHEN THE GRASS OF THE MEADOWS

*IS WET WITH DEW, LET THEM **RUN** ON IT*

*AND TRAMPLE IT WITH THEIR **BARE** FEET;*

*LET THEM **REST** PEACEFULLY*

*WHEN A TREE **INVITES** THEM*

*TO SLEEP **BENEATH** ITS SHADE;*

LET THEM SHOUT AND LAUGH WHEN

THE SUN WAKES THEM IN THE MORNING.

-MARIA MONTESSORI

We all strive to raise a healthy, compassionate child who has high self-esteem and respect for others. We all go to great lengths to make sure their physical and emotional needs are met and that they are learning and developing the way they should be. As parents and educators, it's important for us to know how to positively foster a child's yearly learning. There are 7 domains of Early Childhood Development viz., gross motor, fine motor, language, cognitive, social/emotional, self-help/adaptive and spiritual/moral and they all form key parts of a child's development. We have tried to innovate certain fun filled activities covering all the domains which should be nurtured and promoted equally in order to help the child reach their full potential.

the seven domains of
early-childhood development



We have categorized the Holidays fun activities into 7 domains and listed out some exciting activities to engage your child happily during the vacations and have a fun filled learning.

WEEK 1

Gross Motor

This is the movement of big muscles and consequently involves large (or gross) physical actions. This is control of things like running, walking, crawling, jumping, climbing, etc.

JOY RIDE

(Refer to Page No. 2)

GAMES-Outdoor Play, Physical Activities Like Jumping, Jogging, Skipping, Running Etc.

WEEK 2

Fine Motor

Fine motor refers to small movements that involve precision and control of smaller muscles, often in the hands. These are things that involve hand-eye coordination such as writing, colouring, cutting, etc.

LET'S ENJOY TRACING

(Refer to Page Nos. 4 , 5, 6, 7, 8, 9)

MOSAIC FUN

(Refer to Page No. 10)

WEEK 3

Language

This involves the development of language. This includes the alphabet, phonic awareness (sounds of letters), oral and written language.

Rhyme Time:

'All The Colours'

(Refer to Page No. 15)

Story Time:

The Little Red Hen

The Greedy Dog

(Refer to Page Nos. 16 & 17)

WEEK 4

Cognitive

Cognitive development includes cause-and -effect reasoning, problem solving skills and pre-math skills.

MISSING GAME

(Refer to Page No. 3 & 6)

OVERLAPPING COLOUR PALETTE

(Refer to Page Nos. 11& 12)

WEEK 5

Social/Emotional:

Exposure to social situations in the early years helps them to develop essential skills of communication, collaboration and how to regulate their emotions.

FREE HAND DRAWING & COLOURING

VISIT A PARK IN THE EVENING AND PLAY GAMES WITH YOUR FRIENDS

VISIT YOUR GRAND PARENTS

WEEK 6

Self-Help/Adaptive

This skill gives the children responsibility and teaches them independence. They will learn how to do simple tasks for themselves, such as dressing themselves, using the washroom brushing teeth, etc.

LET'S GO CAMPING UNDER THE STARS

(Refer to Page No. 13)

NAME SPELL

(Refer to Page No. 14)

WEEK 7

Spiritual/Moral

This domain refers to teaching children right from wrong and helping them develop a set of personal values of what is good in the world and the type of person they want to be.

NAMASKAR


USE OF GOLDEN WORDS- PLEASE, SORRY, THANKYOU


• गायत्री मंत्र

• शांति मंत्र

(Refer to Page Nos. 18 & 19)


NAME OF THE ACTIVITY	ACTIVITY DETAILS	PICTURE SAMPLE	LEARNING OUTCOMES
Joy Ride	<p>Plan out a Joy Ride in a Metro with your ward on any pleasant day during the vacations.</p> <p><u>HANDS ON ACTIVITY:</u></p> <ul style="list-style-type: none"> • Help them in observing the various stations covered during their ride and listen to the announcements carefully. Read out the name of each station to them. Once the journey is over, let them recollect as many names as they can. • Let them draw the experience of their ride on an A 4 sized sheet using their imagination and creativity. 		<ul style="list-style-type: none"> • To make the students aware of things in the surroundings. • To enhance and develop vocabulary like: • Metro, station, lift, escalators, security, platform ,tokens, scanning machine, stations, stop, announcements, etc. • To help the students to develop the observation skills and social skills.

NAME OF THE ACTIVITY	ACTIVITY DETAILS	PICTURE SAMPLE	LEARNING OUTCOMES
Missing Game	<p><u>HANDS ON ACTIVITIES</u></p> <ul style="list-style-type: none"> • Lay a table full of colourful items.(This can include any thing like toys, stationery items, fruits, vegetables etc) • Spread things which belongs to colours which is in the active vocabulary of the child. • Group the items according to their respective colours. • Help the child to name each item and repeat their colour. • Now blindfold the child and remove any item. • Ask the child which Item is missing and of which colour. • Repeat the game by taking away objects of different colours. 		<ul style="list-style-type: none"> • To enhance the observation power and vocabulary of the child. • To help the child associate more objects from the immediate environment with a particular colour.

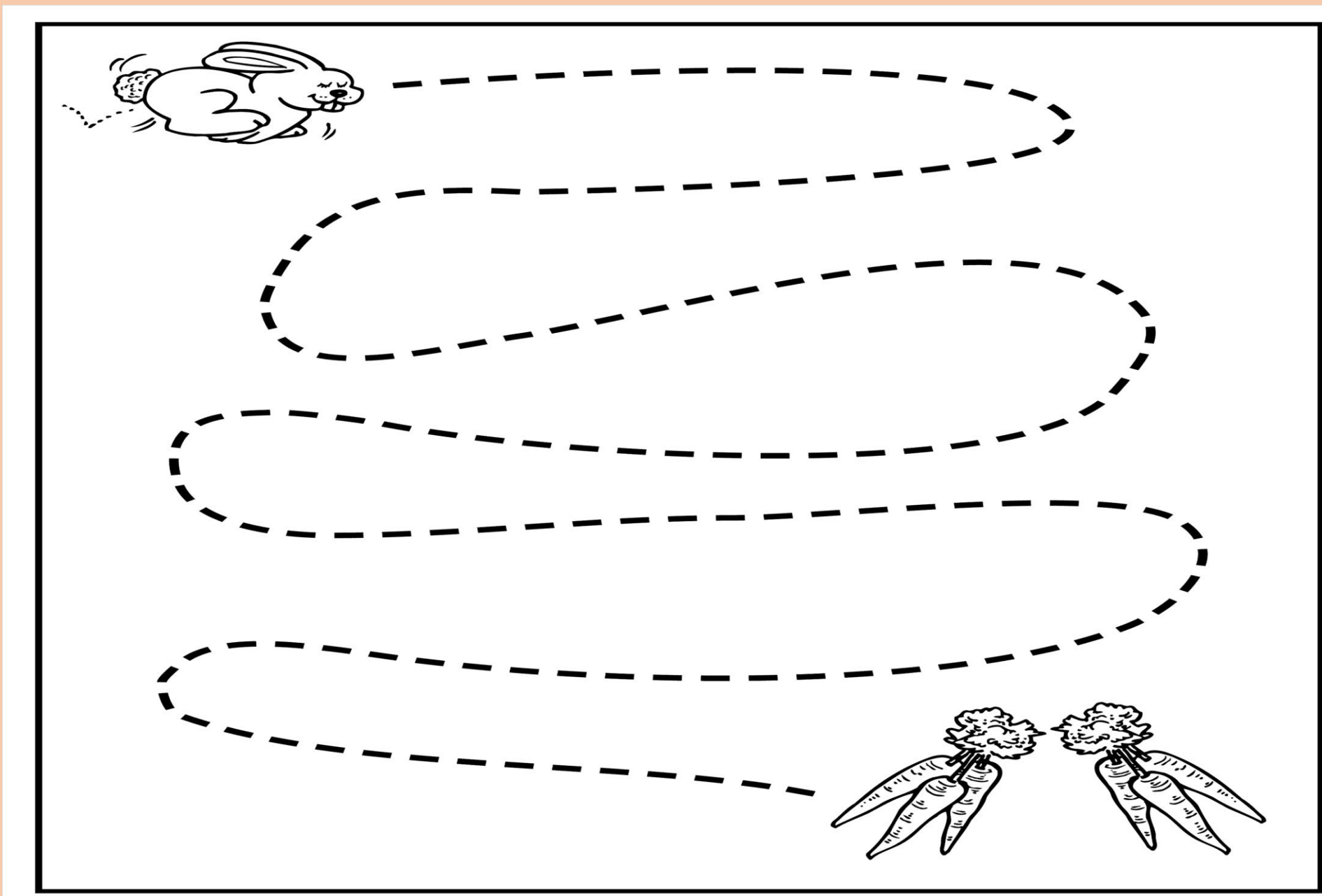
NAME OF THE ACTIVITY	ACTIVITY DETAILS	PICTURE SAMPLE	LEARNING OUTCOMES
Let's Enjoy Tracing	<ul style="list-style-type: none"> This is an interesting and engaging activity for the students, wherein they will be working and creating patterns, swirls, squiggles and zig-zag etc. <p><u>HANDS ON ACTIVITY:</u></p> <ul style="list-style-type: none"> Children will trace on the patterns using crayons and then decorate the patterns using any material of their choice. (Activity sheets attached) 		<ul style="list-style-type: none"> To develop writing readiness amongst kids in a fun filled manner. To enhance and develop eye- hand coordination and control. To be able to associate colours with things in the surroundings. To provide learning opportunities to enhance their creativity and imagination manifold.

- Students are required to submit the tracing sheets (Page Nos. 5 -9) on 8th July 2019.


NAME: _____




NAME: _____



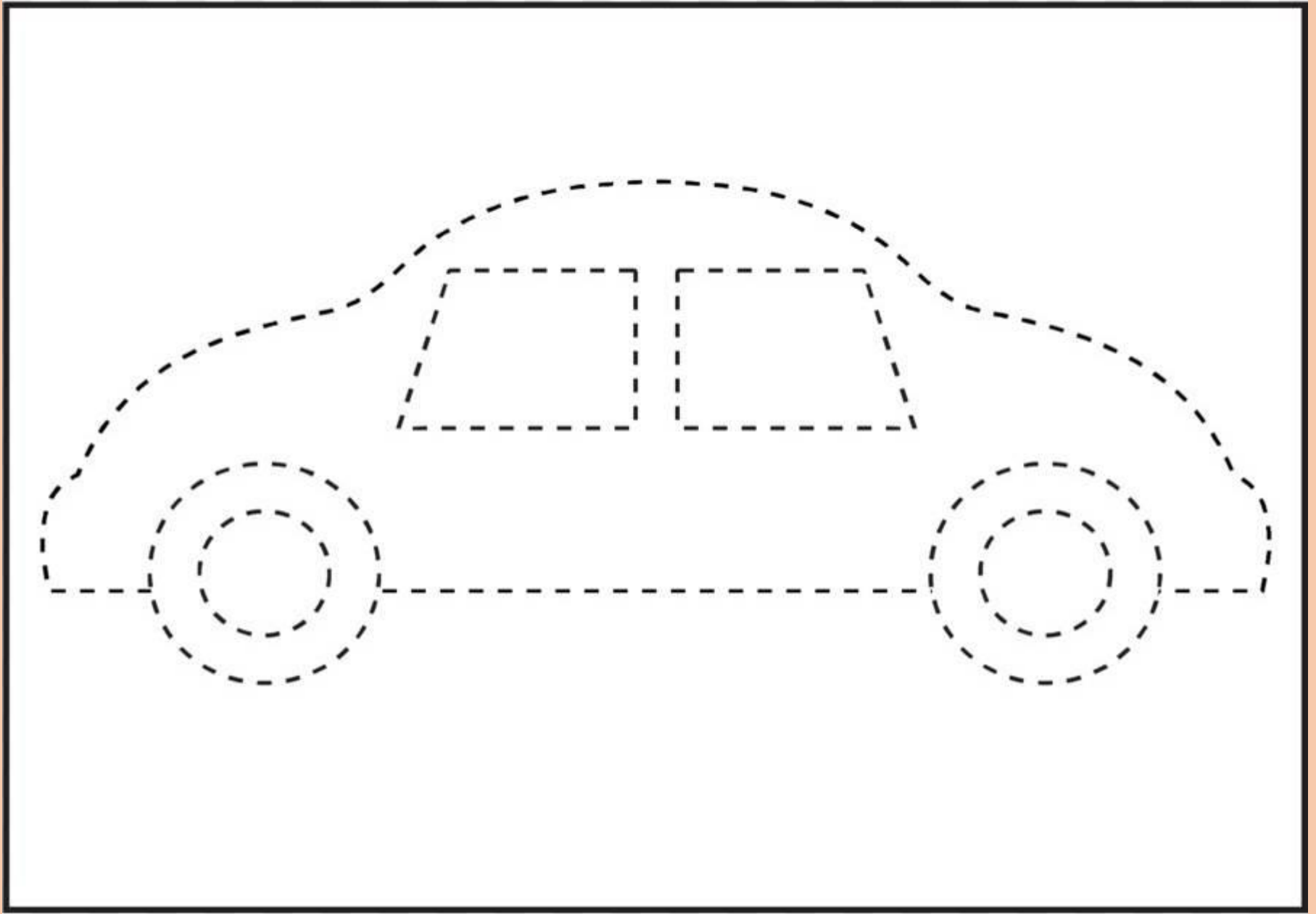
NAME: _____




NAME: _____




NAME: _____

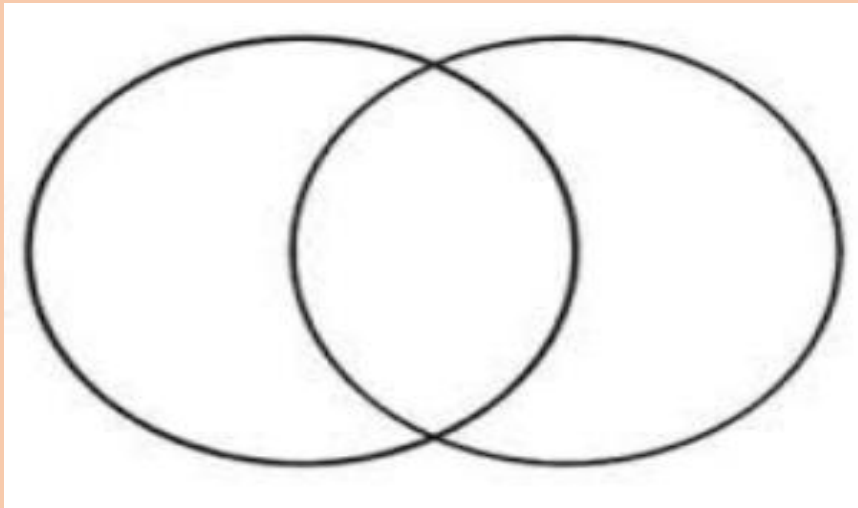


NAME OF THE ACTIVITY	ACTIVITY DETAILS	PICTURE SAMPLE	LEARNING OUTCOMES
Mosaic Fun	<ul style="list-style-type: none"> It is a wonderful experience for children to create a vibrant and beautiful drawing by using the mosaic patterns. <p>HANDS ON ACTIVITY:</p> <ul style="list-style-type: none"> Take a piece of a cardboard of size 8"x8". Then with the help of different coloured equal sized small squares encourage the child to paste and create beautiful drawings or patterns. Some examples are given for the reference. 		<ul style="list-style-type: none"> To develop fine motor skills through tearing, sorting and pasting. To enhance and develop vocabulary like: <ul style="list-style-type: none"> square, glue, paste, sort, match, name of colours etc. To develop the skill of sorting and matching. To help in recognizing, naming and matching the colours. To be able to associate colours with things in the surroundings.

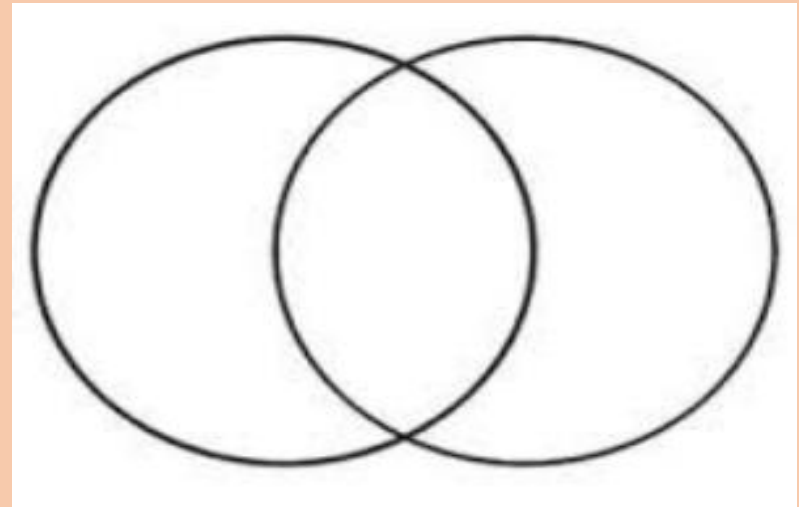
- Students are required to submit the Mosaic Pattern on 8th July 2019.

NAME OF THE ACTIVITY	ACTIVITY DETAILS	PICTURE SAMPLE	LEARNING OUTCOMES
Overlapping Colour Palette	<ul style="list-style-type: none"> It is a beautiful hands on experience for children to see how the two primary colours on mixing form other colour. Children can use colour paint brush to blend two colour paints together to form a new colour. <p><u>HANDS ON ACTIVITY:</u></p> <ul style="list-style-type: none"> A pre prepared worksheet will be given to children where in the two overlapping circles will be drawn. Children will use the brush to colour the primary colour in the circles. In the overlapping part, they will get the secondary colour by mixing the two primary colours. 		<ul style="list-style-type: none"> To develop the skill of learning by doing. To enhance and develop vocabulary like: <ul style="list-style-type: none"> mix, spread, paint brush, circles, overlapping, different, primary, secondary colours, name of colours etc. To be able to associate colours with things in the surroundings.

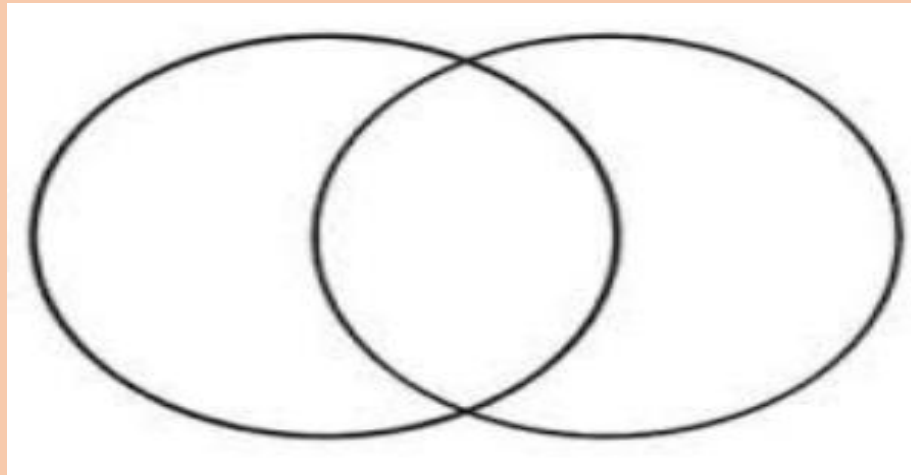
OVERLAPPING COLOUR PALETTE




Red + Yellow=





Green + Red=



Blue + Yellow=

NAME OF THE ACTIVITY	ACTIVITY DETAILS	PICTURE SAMPLE	LEARNING OUTCOMES
<p>Let's Go Camping Under the Stars</p>	<ul style="list-style-type: none"> • Camping is a chance for families to enjoy bonding time surrounded by nature, without the distractions of technology. <p><u>HANDS ON ACTIVITY:</u></p> <ul style="list-style-type: none"> • You can take your ward on a weekend getaways and have great fun together. • You may also visit a Bird Sanctuary along with your ward, let them observe various colourful birds and their habitat. • Let them learn the names of at least 5 birds and paste their pictures on an A-4 sized paper in an aesthetic way. 		<ul style="list-style-type: none"> • To help children develop skills such as teamwork (eg. cooking a meal together and helping each other) and problem-solving (eg. pitching a tent together). <p>To enhance and develop vocabulary like:</p> <ul style="list-style-type: none"> • Birds, nature, tree, hills, pitching, camping, meals, cooking, together, habitat, beautiful etc. • To help and develop the opportunity to connect, communicate and spend quality time with each other.

NAME OF THE ACTIVITY	ACTIVITY DETAILS	PICTURE SAMPLE	LEARNING OUTCOMES
Name Spell	<ul style="list-style-type: none"> Put the name of your ward everywhere. Label everything of theirs with their name. <p><u>HANDS ON ACTIVITY:</u></p> <ul style="list-style-type: none"> Let the child type their name using the keyboard on the computer or laptop. String up letters in their name around the room and have them go on a hunt for their name! Write <u>their name</u> in <u>glue</u> and colour over them to make prints. 	 	<ul style="list-style-type: none"> To help children learn how to spell his/her name in a fun way. <p>To enhance and develop vocabulary like:</p> <ul style="list-style-type: none"> Buds, glue, laptop, dropper, colours, name etc.

ALL THE COLOURS

RED IS AN APPLE,
YELLOW IS THE SUN,
BLUE IS THE SKY,
AND PURPLE IS A PLUM.
ORANGE IS AN ORANGE,
GREEN IS A TREE,
I KNOW ALL THE COLOURS YOU CAN SEE.

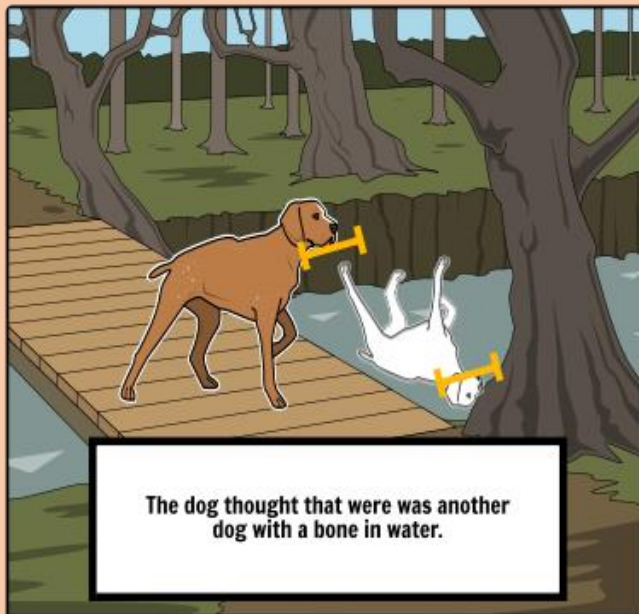
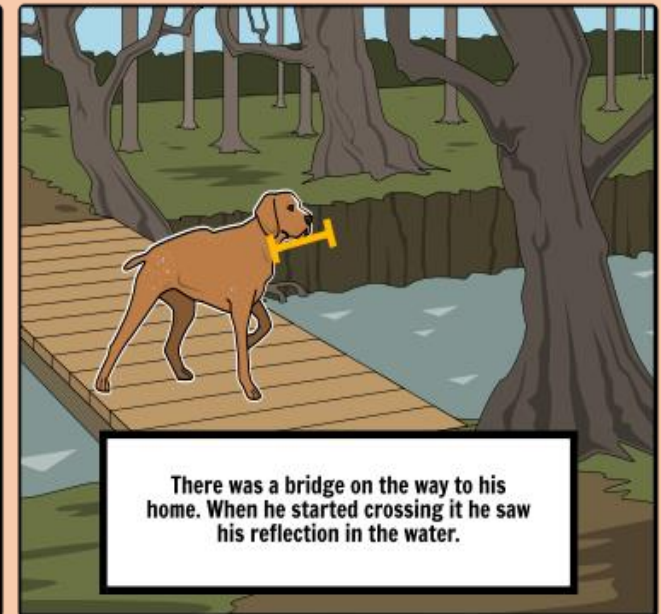



Little Red Hen

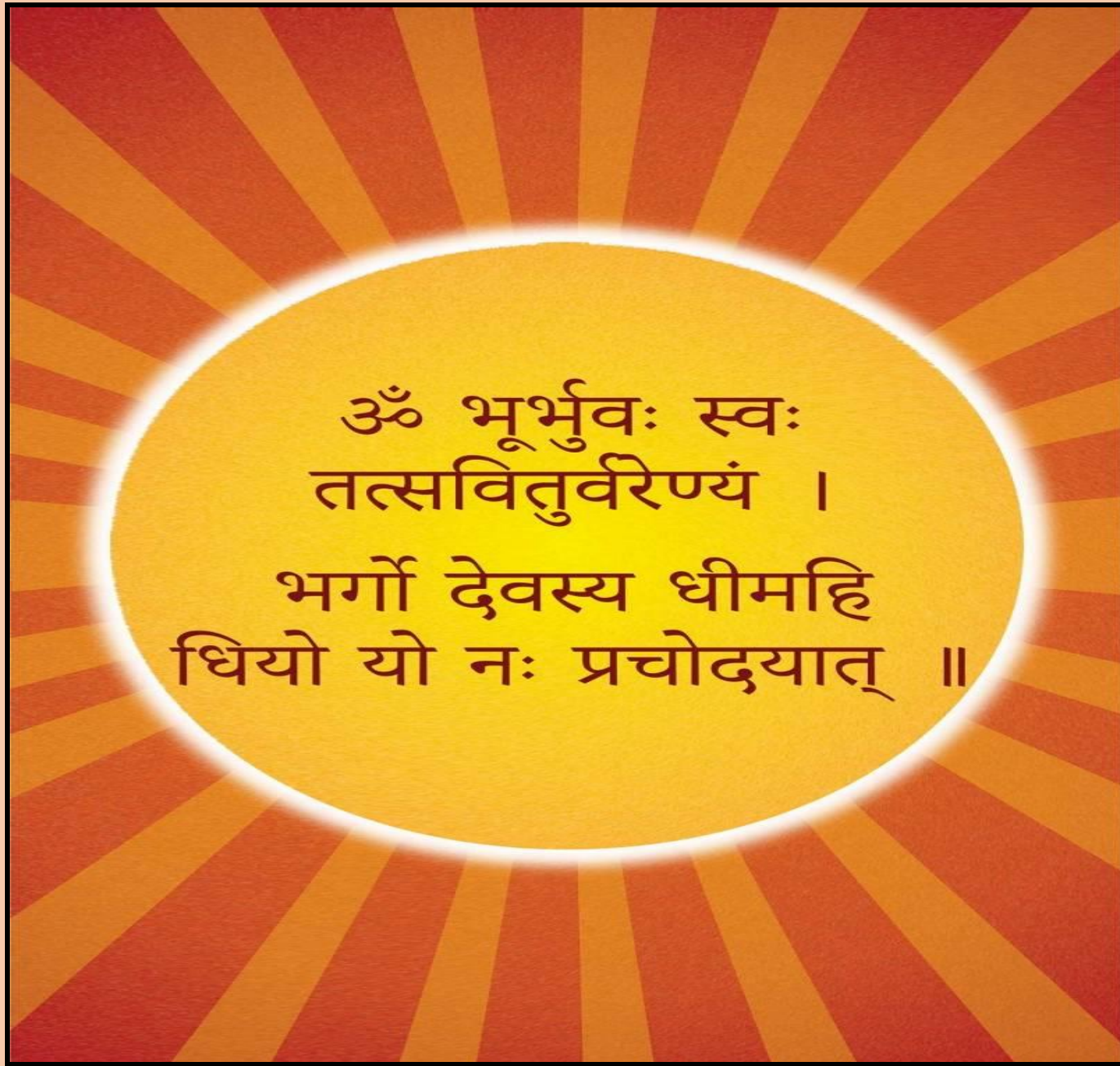


The End

THE GREEDY DOG



- Students are required to narrate any one story – The Greedy Dog or The Little Red Hen in the class from 8th -12th July 2019.



- Students are required to memorize the Gayatri Mantra.

सर्वे भवन्तु सुखिनः सर्वे सन्तु निरामया ।
सर्वे भद्राणि पश्यन्तु मा कश्चित् दुःखभाग् भवेत् ।।



सभी सुखी होवें, सभी रोगमुक्त रहें, सभी मंगलमय के साक्षी
बनें और किसी को भी दुःख का भागी न बनना पड़े।

इन्हीं मंगलकामनाओं के साथ आपका दिन मंगलमय हो

- Students are required to memorize the Shanti Mantra.



Apart from the above activities, there are a few activities which can be carried on an everyday basis:

- Get up early in the morning and see the rising sun.
- Go for Nature walk.
- Feel the fresh air.
- Take a deep breath and do breathing exercises.
- Hear the Birds chirping.
- Water the Plants and feed the Birds.
- Remember the 4 magic words. PLEASE, THANK YOU, SORRY and EXCUSE ME.
- Learn to spell and write your name.
- PLAY OUTDOOR GAMES. Go cycling, play badminton, cricket, kho-kho, catch, hide n' seek anything
- Make your Grand Parents happy by going for a walk with them. Spend time with them by telling /narrating a story and listening to them.

Make your child more independent by teaching him/her various activities like:

- Buttoning and unbuttoning the shirt.
- Laying the table, table mats and cutlery.
- Folding small sized clothes.
- Arranging and keeping their toys at a specified place.
- Learn how to wear the pair of shoes and socks.
- Learn how to zip their school bag and clothes.
- Sorting and pairing household items.
- Segregating various sizes of buttons for sequential knowledge.