



Bal Bharati
PUBLIC SCHOOL

SUMMER HOLIDAY HOMEWORK

**THEME- "CLEANLINESS"
(INTEGRATED PROJECT)
CLASS III**

Name: _____

Roll No. _____ Section _____

My picture: _____



Dear parents,

The Summer Vacation has begun. To keep our students engaged in fun based learning activities we have compiled a set of activities for the Summer Vacation. You may have to help your child to complete the home-work.

Some points to be kept in mind:

1. You need to take a print out of the home-work sheets and paste them in respective notebooks.
2. Provide the required assistance to your child to complete the home-work.
3. Dates of submission are as follows:
 - a) ENGLISH – 4 July,19
 - b) HINDI – 5 July,19
 - c) MATHS – 8 July,19
 - d) EVS – 9 July,19
4. Please take care of the neatness of the work.

TRY TO SPEND QUALITY TIME WITH YOUR CHILD. TRY TO KEEP THEM AWAY FROM TV AND MOBILE PHONES. WISHING ALL THE KIDS A HEALTHY AND HAPPY SUMMER BREAK!

HINDI**" नुक्कड़ नाटिका मंचन "**

**स्वस्थ, स्वच्छ और सभ्य समाज,
यही है वर्तमान की आवाज ।।"**

उद्देश्य : समाज में स्वच्छ पर्यावरण और आदर्श जीवनशैली के महत्व के प्रति जागरूकता फैलाना और सभी को एक जिम्मेदार नागरिक बनाने के लिए प्रेरित करना ।

प्रक्रिया : बच्चों ! स्वच्छता हमारे जीवन में एक महत्वपूर्ण विषय और विचार है । देश का भविष्य हमारे हाथों में है । अपने पर्यावरण तथा आस - पास के वातावरण को शुद्ध व स्वच्छ बनाए रखना हम सभी की जिम्मेदारी है । हमें स्वच्छता का संदेश जन - जन



में फैलाना चाहिए । बड़े पैमाने पर स्वच्छ भारत क्रांति हो इसके लिए हम सभी को खुद में परिवर्तन लाना होगा । इन गर्मियों की छुट्टियों का सदुपयोग करते हुए आपको अपनी बिल्डिंग या घर के आस - पास रहने वाले सभी मित्रों को एकत्रित कर एक नुक्कड़ नाटक तैयार कर उसका प्रदर्शन करना है जिसका उद्देश्य आपके घरों के आस - पास रहने वाले लोगों को " स्वच्छ भारत स्वस्थ भारत"

अभियान के लिए प्रेरित करना है ।

प्रदर्शन : अपने नुक्कड़ नाटक का एक सचित्र विवरण (Report) बनाकर A -3 शीट पर प्रस्तुत कीजिये ।

- > ध्यान दें - अपने नुक्कड़ नाटक के प्रस्तुतीकरण की प्रतिक्रिया दिए गए फॉर्म के रूप में किन्ही तीन दर्शकों से भरवा कर अपनी हिंदी अभ्यास पुस्तिका में चिपकाएँ।

प्रतिक्रिया फॉर्म

१. आपको बच्चों का प्रस्तुतीकरण कैसा लगा ?

सामान्य

अच्छा

असाधारण

२. आप इस नुक्कड़ नाटक से कितने प्रेरित हुए ?

बिलकुल नहीं

थोड़ा बहुत

काफी ज्यादा

३. बच्चों के इस प्रयास को कितने अंक देंगे ?

1 - 4

5 - 8

9 - 10

४. आप अपने निजी जीवन में तथा अपने आस - पास के लोगों में ऐसी जागरूकता किस प्रकार फैलाएंगे ?

एक या दो वाक्यों में बताइए।

नाम _____

पता _____

हस्ताक्षर _____







ENVIRONMENTAL STUDIES










RECYCLE, REDUCE, REUSE

The environment is everything around us-the air, water, land, plants, animals and man-made things. We need a healthy environment for our health and happiness. The waste created has to be carefully controlled so that it does not harm our environment and health.

The 3 R's of the environment are reduce, reuse and recycle. Reduce means to reduce the amount of waste we produce. Reuse means to reuse something again that we have already used like saving glass jars for storage and Recycle means to use the materials thrown away again into new products.

Q1. With reference to the given information, identify whether the given activities help to reduce, reuse or recycle the waste (Cut and paste the activities given below under the three heads – RECYCLE, REUSE, REDUCE, in your EVS notebook.)

<p>Make new cans from the old cans</p> 	<p>Use cloth grocery bags</p> 	<p>Compost leaves and garden waste</p> 
<p>Use refillable water bottles</p> 	<p>Write on both sides of the paper</p> 	<p>Turn the water off while brushing</p> 
<p>Use energy efficient bulbs</p>	<p>Give old newspapers and notebooks to a kabaadiwala</p>	<p>Give the old clothes and toys to the needy</p>

		
Use a steel plate	Using biscuit tins to store things	Give plastic jars to a kabaadiwala
		
Use lunch boxes than packaging material	Paper made from the old paper	Using newspaper for gift packing
		

Q2. Best out of waste activity:

Students, try your hands on making a wise reuse of waste. You may use old and discarded CDs, fibre bags and plastic spoons and bottles, old magazines and newspapers to make decorative items. In this way you will not only succeed in reducing the waste but also will be able to brush up your creativity. Make any one such decorative item from waste around you and bring it to school as per the date specified.



MATHEMATICS

CLEAN AND GREEN

We should keep our surroundings neat and clean. We should also work together to make our earth a safer place to live in.

Four children - Ajay, Tanisha, Nidhi and Suhas - are shown below. They are doing different things in their daily lives. Some points have been given to their activities. Add their points in their respective scorecards and find out which of the following children contributes more than others in making his/her surroundings clean and green.



Ajay and his friends litter rubbish on an empty plot of land.

0 Point



Tanisha always draws posters to save wild animals and encourages other to do so.

25 Points



Nidhi always makes paper bags with old newspapers.

25 Points



Suhas teases the animals of his locality.

0 Point

Tanisha has joined a group that works to make the neighbourhood neat and clean.

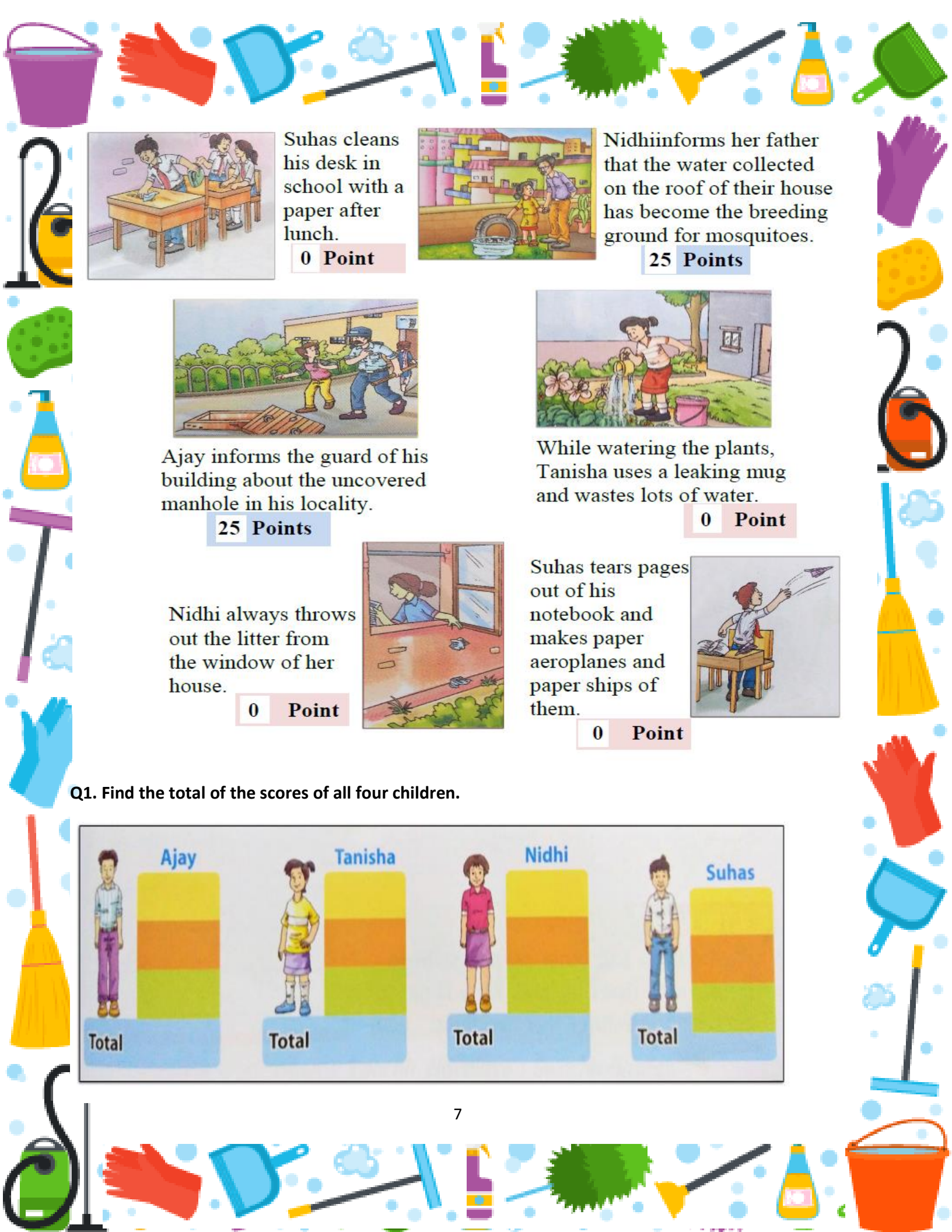
20 Points



Ajay chews a lot of chewing gums. Sometimes, he sticks it on the school benches or on the seats of school bus.


0 Point





Suhas cleans his desk in school with a paper after lunch.

0 Point



Nidhi informs her father that the water collected on the roof of their house has become the breeding ground for mosquitoes.

25 Points



Ajay informs the guard of his building about the uncovered manhole in his locality.

25 Points



While watering the plants, Tanisha uses a leaking mug and wastes lots of water.

0 Point

Nidhi always throws out the litter from the window of her house.

0 Point




Suhas tears pages out of his notebook and makes paper aeroplanes and paper ships of them.

0 Point



Q1. Find the total of the scores of all four children.



Q2. Arrange the scores in the following order:

a) Ascending order:

b) Descending order:

c) _____ contributes the most in keeping the environment clean.

d) _____ contributes the least in keeping the environment clean.

e) Write the scores of all in expanded form:

a. Ajay - _____

b. Tanisha - _____

c. Nidhi - _____

d. Suhas - _____

f) Complete the table:


Name	Score	10 More	100 More	1000 Mor
Ajay				
Tanisha				
Nidhi				
Suhas				

RUBIK'S CUBE

To ensure that the young Rubik's cube Champions keep harnessing their talent in solving the puzzle completely in a jiffy, we propose to grade math lab activities on the basis of the criterion of **solving complete cube**.

You may refer to following videos for help.

- <https://www.quora.com/How-can-I-solve-Rubiks-Cube-in-less-than-a-minute>
- https://www.youtube.com/watch?v=OCSrLEINY_Q
- <https://www.youtube.com/watch?v=WqNoyRoE1KE>



ENGLISH

BE THE AD GURUS

These days we live in the world of advertisement right from **Billboards**, **hand-outs** to **pamphlets**. It has completely captured the mass media. It is the easiest source of approaching the masses. It is the quintessential step to promote any product in the market.

Students wear your thinking caps and become ad gurus. You have to create one advertisement (Billboard, hand-out, pamphlet, etc.) for products required to maintain cleanliness at home or in the school. Examples are soaps and shampoos, Toothpaste, Harpick, Colins, floor cleaners, etc. You also have to create new tag line for the product.

Let's give you wings of imagination to fly high....

The focus will be on enhancing imagination, creation and colourful representation of the product. Work to be done on A4 size sheet.

Some examples are:



DICTIONARY ACTIVITY

"TREASURE YOUR TEETH"

Prepare a toothbrush flip book as given below. Using dictionary, find out new words related to hygiene or cleanliness and then search their meanings. Write the words in your flip book and their meanings in your English notebook. You may add as many words as you want in your toothbrush flip book.

