



**Bal Bharati**  
PUBLIC SCHOOL

Sector - 21, Noida

Phone : 0120-2534064, 2538533 / e-mail : bbpsnd@yahoo.co.in


Website : [http : www.bbpsnoida.com](http://www.bbpsnoida.com)

**SUMMER HOLIDAY HOMEWORK**  
**THEME- "RECREATION"**  
**(INTEGRATED PROJECT)**  
**CLASS II**

Name: \_\_\_\_\_

Roll No. \_\_\_\_\_ Section \_\_\_\_\_

My picture:



Dear parents,

The Summer Vacation has begun. To keep our students engaged in fun based learning activities we have compiled a set of activities for the Summer Vacation. You may have to help your child to complete the home-work.

Some points to be kept in mind:

1. You need to take a print out of the home-work sheets and submit the same as per the instructions given at the end of each subject.
2. Provide the required assistance to your child to complete the home-work.
3. Please take care of the neatness of the work.

***TRY TO SPEND QUALITY TIME WITH YOUR CHILD.***

***TRY TO KEEP THEM AWAY FROM TV AND  
MOBILE PHONES.***

***WISHING ALL THE KIDS A HEALTHY AND HAPPY  
SUMMER BREAK!***

**CLASS-2 TEACHERS**



HELLO FRIENDS! DO YOU KNOW WHAT RECREATION STANDS FOR? WELL! ACTIVITY DONE FOR ENJOYMENT WHEN ONE IS NOT WORKING IS KNOWN AS RECREATION. ISN'T YOUR HOLIDAY HOME-WORK BASED ON AN AMAZING THEME? YOU WILL SURELY ENJOY WORKING ON IT AND REALIZE THAT HOME-WORK COULD BE SO MUCH FUN.



*The intellect must not be kept at consistent tension, but diverted by pastimes.... The mind must have relaxation, and will rise stronger and keener after recreation.*



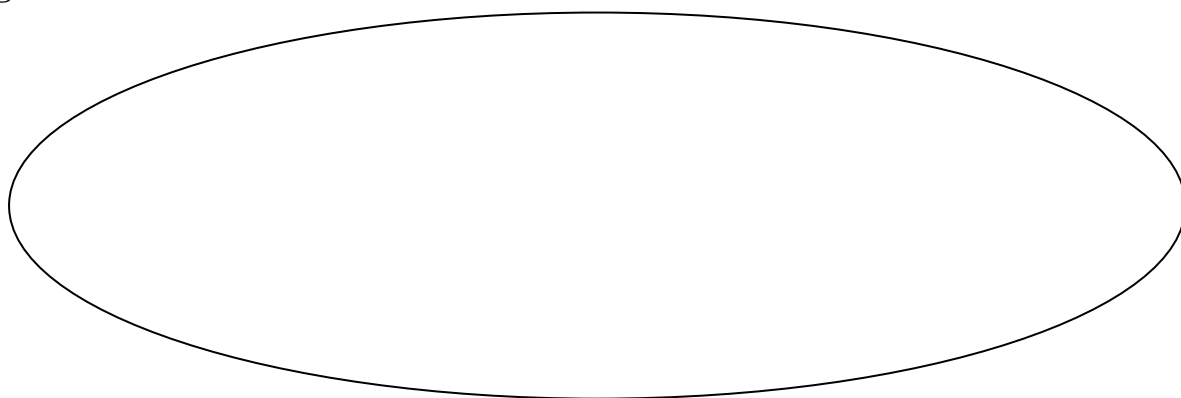
## ENGLISH

### WORD HUNT

Search, mark and write the words related to 'Recreation' in the grid below.

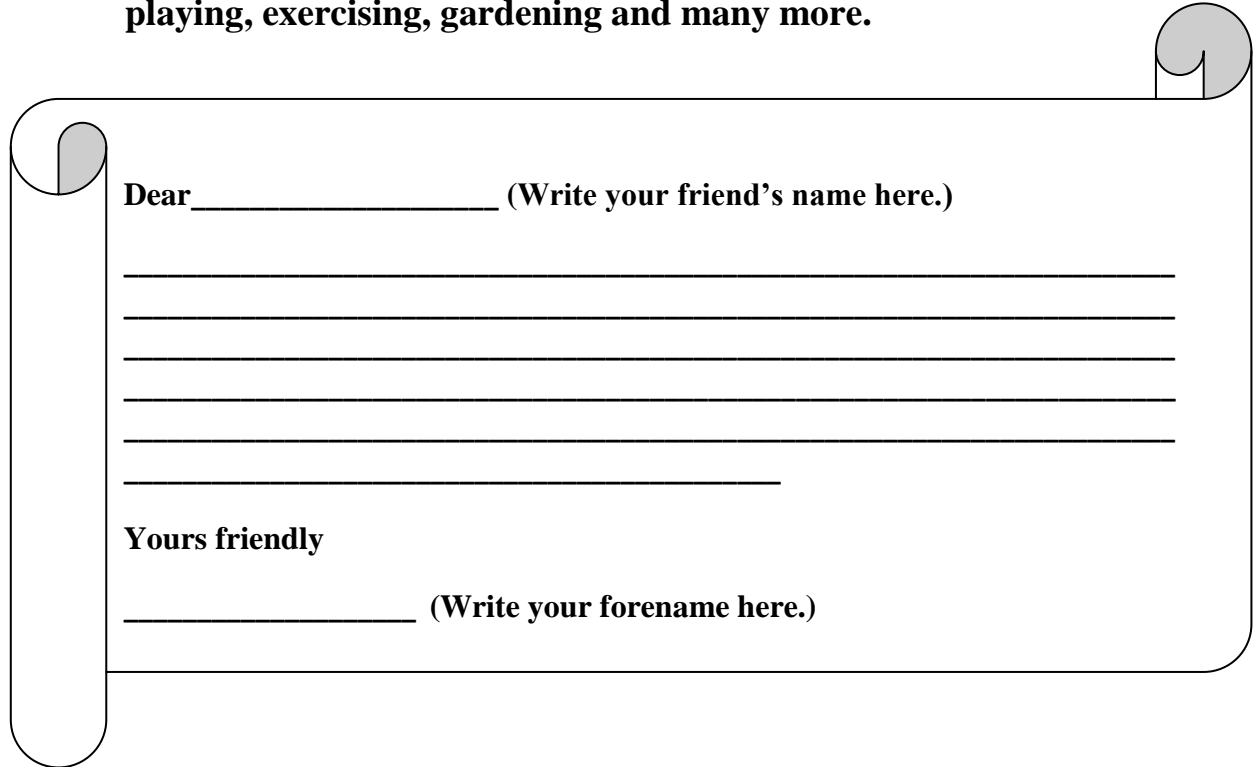
|   |   |   |   |   |   |   |   |   |   |
|---|---|---|---|---|---|---|---|---|---|
| p | l | a | y | i | n | g | r | x | h |
| a | q | w | x | y | q | w | a | r | o |
| i | x | c | y | z | x | y | f | o | r |
| n | x | a | q | t | z | x | t | c | s |
| t | w | m | x | y | z | w | i | k | e |
| i | z | p | y | z | f | x | n | c | r |
| n | s | i | n | g | i | n | g | l | i |
| g | q | n | z | x | s | y | x | i | d |
| y | z | g | w | y | h | o | q | m | i |
| z | r | e | a | d | i | n | g | b | n |
| w | s | k | i | i | n | g | o | i | g |
| q | x | y | w | q | g | y | q | n | x |
| d | a | n | c | i | n | g | x | g | y |

Write the name of the activities that you find in the above grid in the space given below.



Make a collage by pasting pictures related to the above recreational activities on an A-4 size sheet.

- ❖ Through a message in the given area convey to your friend to involve in any recreational activity as they are healthy for the body and mind. Recreational activities could be painting, dancing, singing, playing, exercising, gardening and many more.



Dear \_\_\_\_\_ (Write your friend's name here.)

\_\_\_\_\_

\_\_\_\_\_

\_\_\_\_\_

\_\_\_\_\_

\_\_\_\_\_

Yours friendly

\_\_\_\_\_ (Write your forename here.)

- ❖ Tell your friends about your favourite recreational activity by drawing and writing its name in the given work area.



- Date of submission of the English Holiday Home Work is 04<sup>th</sup> July 2019.




# हिंदी

1. अपने मनोरंजन के लिए एक सुंदर सा टेलीविजन बनाएँ।

उसमे 5 - 6 रंगीन चित्रों को जोड़ कर चल - चित्र दिखाएँ ( चित्र किसी मनोरंजक घटना को दर्शाने वाले होने चाहिए)

तत्पश्चात आपने कैसे टेलीविजन बनाया उसके बारे में एक ए ४ आकार के कागज़ पर लिखें

-



आप इस यू ट्यूब विडियो की मदद से अपना रंगीन चलायमान टेलीविजन बना सकते हैं

<https://www.youtube.com/watch?v=FaeLSuOPGwo>

---

---

---

2. दो सुंदर कठपुतलियाँ ( कागज़ / कपड़े / जूट / ऊन / गत्ते ) से बनाएँ तथा उनके आपस क संवाद को एक ए ४ आकार के कागज़ पर लिखें ।



<https://www.youtube.com/watch?v=DTXblj02VRo>



---

जमा करने की तिथि - 5 जुलाई 2019



## MATHEMATICS

1) Solve this treasure hunt using the clues given on the next page.



## Treasure Hunt

Franke and Juhi's mummy has hidden a surprise gift for both of them. But she wants them to find out through a treasure hunt. She has written some instructions here. Can you help Juhi and Franke in finding their gift?

- a) Start from the tallest tree.
- b) Go forward on the pathway.
- c) From the sixth tile, turn left.
- d) After moving a few steps again you will find a plant on your right hand side.
- e) Colour the dress of the child playing closest to this plant.
- f) Start moving again from the plant.
- g) On the fourth tile, turn left again.
- h) On the way, you will find the corner of the fourth tile is broken.
- i) You will find a bat and a ball lying on the ground. Don't pick them up, just circle them.
- j) Move ahead and turn right.
- k) You will find a mango tree. A few mangoes can be seen on the tree. Colour 11 mangoes on the tree.
- l) Also draw some grass near the mango tree and start moving again on the pathway.
- m) When you go straight, you will find a house.
- n) Behind that house there is a bag. Open it and you will find something sweet in it! Can you tell what their mother has kept in the bag?



2) Make a creative wall hanging using origami sheets. Use colourful geometrical shapes only for the same.



3) In one minute how many times can you-

a) skip a rope \_\_\_\_\_

b) jump \_\_\_\_\_

c) do sit ups \_\_\_\_\_

d) snap your finger \_\_\_\_\_

e) \_\_\_\_\_

f) \_\_\_\_\_

g) \_\_\_\_\_

h) \_\_\_\_\_

i) \_\_\_\_\_

j) \_\_\_\_\_


Let's count

1, 2, 3, 4,


5, 6,....




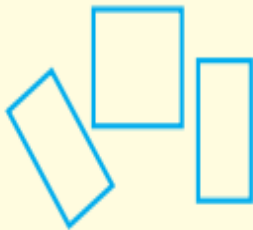


Write more such fun activities in the space given above.



Collect some things such as- a bottle cap, eraser, spoon, coin, sharpener, dice, potato, etc. Trace each of the things in the space given below.



Now look at the shape of each trace you have made and fill the table given on the next page. Write the name of the things below shape it matches with.

|    |  |  |  |  |
|----|---|---|--|---|
| 1. |   |   |  |   |
| 2. |   |   |  |   |
| 3. |   |   |  |   |
| 4. |   |   |  |   |
| 5. |   |   |  |   |
| 6. |   |   |  |   |
| 7. |   |   |  |   |
| 8. |   |   |  |   |

Note:


- \*All the Math's activity sheets are to be pasted neatly in the Math's notebook.
- \* Submission date of Math's holiday homework will be on 8th July 2019.

## **RUBIK'S CUBE**

To ensure that the young Rubik's cube Champions keep harnessing their talent in solving the puzzle completely in a jiffy, we propose to grade math lab activities on the basis of the criterion of **solving complete cube**.

You may refer to following videos for help.

- <https://www.quora.com/How-can-I-solve-Rubiks-Cube-in-less-than-a-minute>
- [https://www.youtube.com/watch?v=OCSrLEINY\\_Q](https://www.youtube.com/watch?v=OCSrLEINY_Q)
- <https://www.youtube.com/watch?v=WqNoyRoE1KE>





## ENVIRONMENTAL STUDIES

# all about me



My favorite word

ee

”

My birthday

MONTH

DAY

My self portrait



My favorite color

My favorite animal



My favorite

**School**

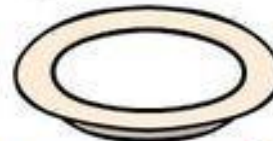
subject



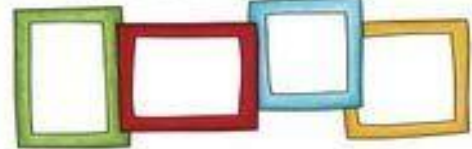
What makes me happy



My favorite food



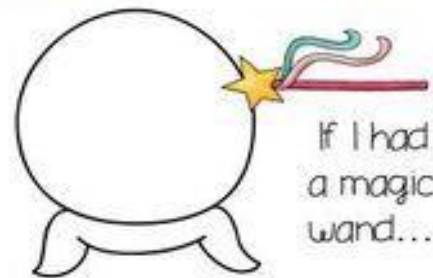
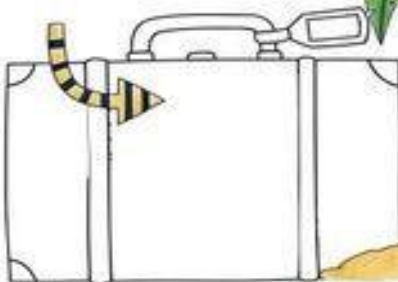
My friends



What I'm afraid of or worried about




What I'd bring on a deserted island



If I had a magic wand...

My most treasured possession



|   |   |   |   |
|---|---|---|---|
| C | H | E | R |
|---|---|---|---|

A cartoon illustration of a hairdresser, a man with dark hair wearing a light blue shirt and brown trousers, standing and cutting the hair of a young child. The child is sitting in a red and blue hair salon chair, looking up at the hairdresser. The hairdresser is holding a pair of scissors to the child's hair. The child is wearing a green long-sleeved shirt and white socks. The background is plain white.

|  |
|--|
|  |
|  |
|  |

- 14