



**WINTER HOLIDAY HOMEWORK**

**THEME- "ANIMAL KINGDOM"**

**CLASS 1**

**GIRAFFES ARE TALL WITH NECKS SO LONG  
ELEPHANTS' TRUNKS ARE BIG AND STRONG  
ZEBRAS HAVE STRIPES AND CAN GALLOP AWAY  
WHILE MONKEYS IN THE TREES DO SWAY.**

**“THE GREATNESS OF A NATION CAN BE JUDGED  
BY THE WAY ITS ANIMALS ARE TREATED.”**

Dear Parents

We have compiled a set of sheets and some activities to keep your child engaged in learning activities during the Winter Vacation. The activities are designed to encourage recognition of variety of creatures that share the planet with humans.

Animals have feelings and take care of their young ones. They play a vital role in maintaining the balance of Nature. Children should develop empathy towards animals and also be aware that animals can be dangerous. Quality time spent in watching television programmes on National Geographic/Animal Planet channels with your child, will ensure the theme chosen for Class I will be well understood.

**\* Pointers**

1. Take a print out of the **Maths**worksheets.
2. All the work should be done on **A4 size coloured pastel sheets**.
3. You may have to guide your child to be creative and encourage neat presentation of work.
4. Make sure that your child submits the home-work to the class teacher as per the scheduled date mentioned on the subject sheet.

Wishing you all



V.Kaul  
M.Panwar  
P.Chand  
A.Joshi  
V.Jaitley  
(CLASS 1 -Teachers)

# ENGLISH

## ACTIVITY I

Create a photo frame (6" X 6") using small animals cut-outs as borders.

Material to be used is bright coloured foam sheets and other relevant decoration material of your choice.

Paste your family picture in the frame.

Paste the frame onto a coloured A4 sized pastel sheet and write 5 -6 sentences below it about your family.



nal presentation will look li


The final presentation will look like this:-



Date of submission: 15.1.18

# हिन्दी

## चेहरे पर चेहरा



1. अपनी पसंद के पालतू या जंगली जानवर का 7"x7" के मुखौटे का निर्माण करें | चार पांच पंक्तियों की संबधित कविता की रचना करें एवं उसे याद करें |
2. प्रत्येक छात्र से कविता कक्षा में सुनी जाएगी ।
3. उपरोक्त गतिविधि के अंक वाचन कौशल परीक्षा चक्र-4 के अंतर्गत दिए जाएगे ।

कहानी प्रस्तुतिकरण तिथि : 16.1.18



# MATHS

## ACTIVITY I

Look at the picture of Indian currency denominations given below. Design your own paper currency of Rs.200 denomination. You can use your imagination to create your currency with a theme 'save animals'.



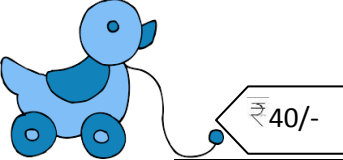



Paste your designed currency in your Maths Notebook and submit your work on 17 January 2018.

## ACTIVITY II



Look at the price tag on the toy and write the break up of Indian currency you will use to buy it. (only coins). The first one has been done for you.

	$₹10 + ₹10 + ₹10 + ₹5 = ₹55$
	
	
	


Paste this sheet in your Maths Notebook and submit your work on 17 January 2018

## ACTIVITY II

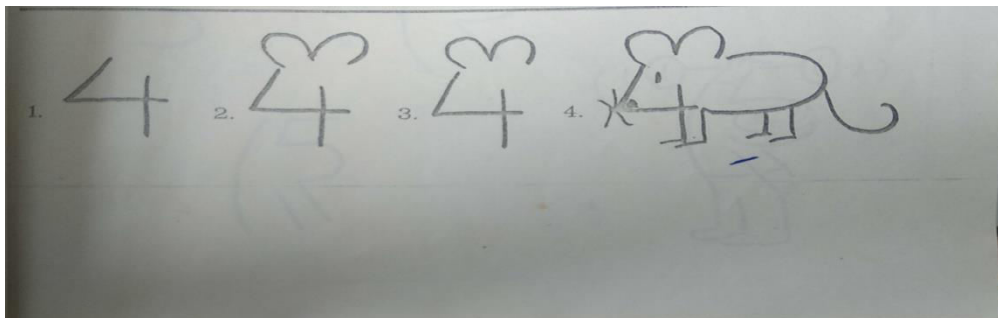
### FUN WITH NUMBERS

1. This activity is to be done by the child himself/ herself.
2. Turn any 4 numbers into beautiful animals of size 2"X 2" on a light coloured A4 pastel sheet .
3. Colour the animals neatly.

The following examples may be used for reference:



Here are the steps to be taken to turn number 4 into a Mouse!



Date of submission: 18.1.18