

**Bal Bharati**  
**PUBLIC SCHOOL**

Sector – 21, Noida

Phone : 0120-2534064, 2538533 / e-mail : [bbpsnd@yahoo.co.in](mailto:bbpsnd@yahoo.co.in)

Website : [http : www.bbpsnoida.com](http://www.bbpsnoida.com)

## **Pre Primary-I & II** **Winter Break Challenge**

**Namaskar!!**

**Dear Parent,**  
Season's Greetings !!!

Let's say Good Bye to the year 2018 and usher in the New Year with new beginning and new aspirations. Together we have achieved many milestones and had loads of fun in the year gone by. But, being a true Bal Bharatian, we all know-

'Woods are lovely, dark and deep,  
But I have promises to keep,  
And miles to go before I sleep,  
And miles to go before I sleep...

So let's gear up and embrace fresh challenges in the New Year 2019 with zeal and zest.....

We have designed an innovative Board Game, which is full of fun and exciting challenges. We assure you that as you complete each challenge, you will make both your teachers and parents feel proud of you.

**Get, Set, Go.....**



Start

30<sup>th</sup> Dec '18, Sunday

Challenge No.1

Prepare a Pop up Card for New Year 2019 and give it to your loved ones.

31<sup>st</sup> Dec '18, Monday

Challenge No.2

Bid Good Bye to 2018 and enjoy the New Year's party with family and friends while staying away from electronic devices like Mobile, tablets, TV etc.

1<sup>st</sup> Jan '19, Tuesday

Challenge No.3

Usher in the New Year with zeal, happiness and positive energy by greeting everyone with a 'Namaskar' and 'Happy New Year'

2<sup>nd</sup> Jan '19, Wednesday

Challenge No.4

Make a New Year resolution to be independent and learn to button up your shirt and dress yourself.

3<sup>rd</sup> Jan '19, Thursday

Challenge No.5

Plant a sapling in a pot, nurture and water it every day. Watch it grow.

4<sup>th</sup> Jan '19, Friday

Challenge No.6

Take up a new challenge by learning to tie your shoelace independently.

8<sup>th</sup> Jan '19, Tuesday

Challenge No.10

Listen to the story 'Red Riding Hood' and prepare a flip book of the same using flashcards given along with. Kindly prepare for a story narration in the class on 16<sup>th</sup> Jan 2019.

7<sup>th</sup> Jan '19, Monday

Challenge No.9

Learn to sort and arrange your toys and clothes and help your mother in keeping the room clean.

6<sup>th</sup> Jan '19, Sunday

Challenge No.8

Go out for a picnic and enjoy traditional outdoor games with your family and friends like Hopscotch, Pithoo, Posham Pa etc.

5<sup>th</sup> Jan '19, Saturday

Challenge No.7

Bake a cake with your parents and sing the rhyme 'Pat a cake' (Sheets attached).

9<sup>th</sup> Jan '19, Wednesday

Challenge No.11

Learn to eat your food on your own, with a spoon and imbibe Table etiquettes.

10<sup>th</sup> Jan '19, Thursday

Challenge No.12

Look at the picture clues, guess the stories and learn five new words from each one of them. Enact any one of your favourite characters on 18<sup>th</sup> Jan 2019.

11<sup>th</sup> Jan '19, Friday

Challenge No.13

Help your Parents in the kitchen by mashing potatoes, shelling peas, rolling chapatti dough

12<sup>th</sup> Jan '19, Saturday

Challenge No.14

Prepare a kite, enjoy flying it with your friends in the garden, and recite the poem 'Out in the Garden' (Sheets attached).

13<sup>th</sup> Jan '19, Sunday

Challenge No.15

Enjoy Lohri and learn about other harvest festivals of India like Pongal, Makar Sankranti.



Finish



**CHALLENGE NUMBER : 01**

**DATE: 30<sup>th</sup> DECEMBER 2019, SUNDAY**

**PREPARE A POP UP CARD FOR NEW YEAR 2019 AND GIVE IT TO YOUR LOVED ONES. (KINDLY REFER TO THE SAMPLE ATTACHED)**



CHALLENGE NUMBER : 03

DATE: 1<sup>ST</sup> JANUARY 2019, TUESDAY

COLOUR THE PICTURE.



**CHALLENGE NUMBER : 07**

**DATE: 5<sup>TH</sup> JANUARY 2019, SATURDAY**

### **Recipe- Chocolate Mug Cake**

Are you craving for a cake and don't want to wait any longer? Then this is the recipe for you

#### **Ingredients:**

- 1) Flour - 3tbsp
- 2) Cocoa powder - 1/2tbsp
- 3) Baking powder - 1/8 tsp
- 4) Baking soda - a pinch
- 5) Condensed milk - 3 tbsp
- 6) Melted butter- 2 tbsp
- 7) Milk - 4 tbsp
- 8) Chocolate chunks - a fistful



#### **Method:**

- 1) Stir together flour, cocoa powder, baking powder and baking soda in a microwaveable mug.
- 2) Add condensed milk, melted butter and milk and mix well.
- 3) Add chocolate chunks and microwave at 850 watts for about 2 minutes. - Serve warm

#### **P.S:**

Click a picture while baking the cake and paste the same in the box provided.

Enjoy the exciting time spent in the kitchen with your family members.

Share the experience with your class teacher on 15<sup>th</sup> Jan '18.





**CHALLENGE NUMBER : 07**

**DATE: 5<sup>TH</sup> JANUARY 2019, SATURDAY**

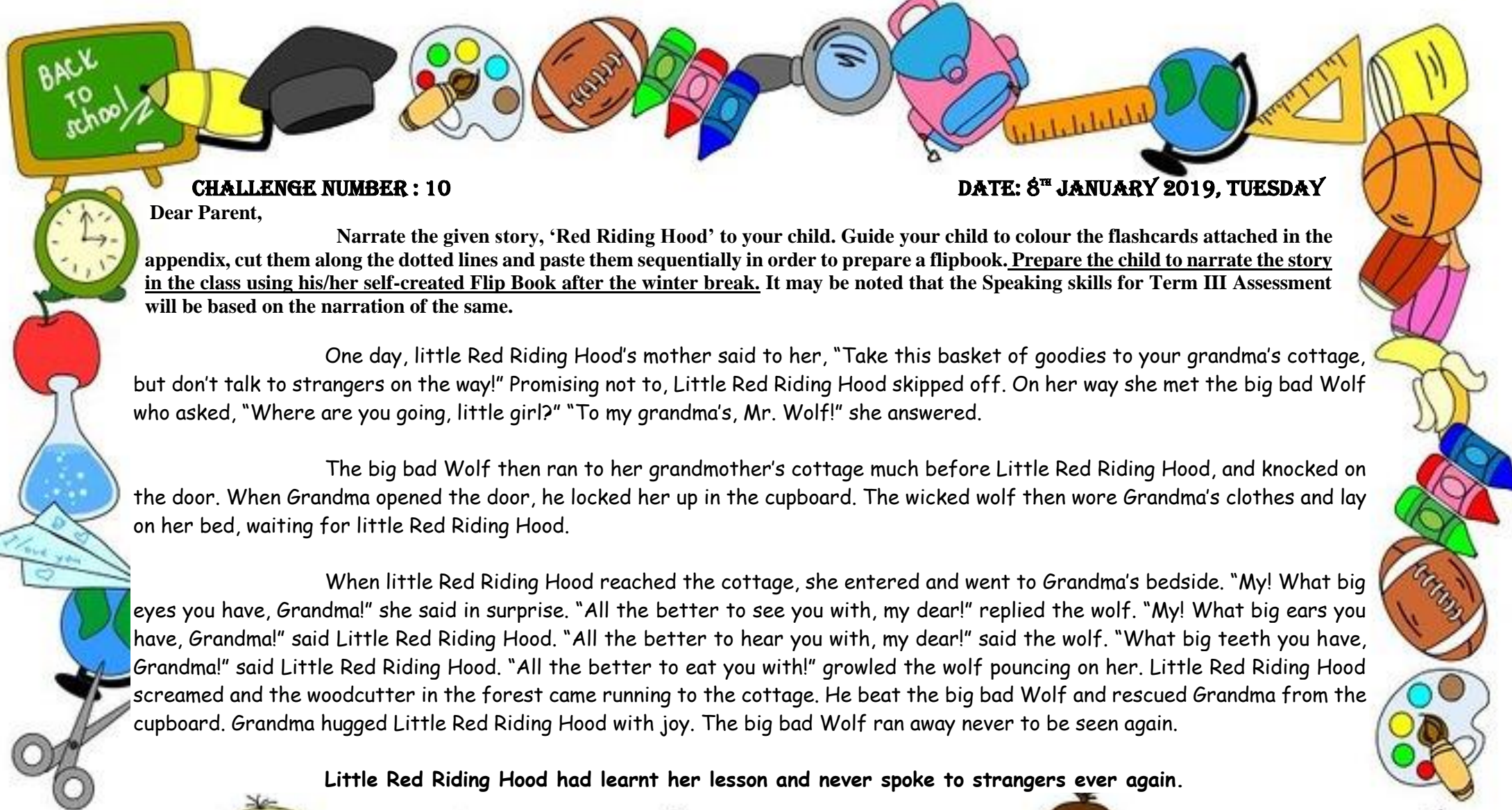
**COLOUR THE PICTURES AND PASTE A PHOTOGRAPH OF CELEBRATION TIME WITH YOUR FAMILY MEMBERS.**



Pat-a-cake, pat a cake, baker's man,  
Bake me a cake, as fast as you can,  
Pat it, prick it, and mark it with B,  
Put it in the oven for baby and me.

Paste the photograph here





### CHALLENGE NUMBER : 10

DATE: 8<sup>TH</sup> JANUARY 2019, TUESDAY

Dear Parent,

Narrate the given story, 'Red Riding Hood' to your child. Guide your child to colour the flashcards attached in the appendix, cut them along the dotted lines and paste them sequentially in order to prepare a flipbook. Prepare the child to narrate the story in the class using his/her self-created Flip Book after the winter break. It may be noted that the Speaking skills for Term III Assessment will be based on the narration of the same.

One day, little Red Riding Hood's mother said to her, "Take this basket of goodies to your grandma's cottage, but don't talk to strangers on the way!" Promising not to, Little Red Riding Hood skipped off. On her way she met the big bad Wolf who asked, "Where are you going, little girl?" "To my grandma's, Mr. Wolf!" she answered.


The big bad Wolf then ran to her grandmother's cottage much before Little Red Riding Hood, and knocked on the door. When Grandma opened the door, he locked her up in the cupboard. The wicked wolf then wore Grandma's clothes and lay on her bed, waiting for little Red Riding Hood.

When little Red Riding Hood reached the cottage, she entered and went to Grandma's bedside. "My! What big eyes you have, Grandma!" she said in surprise. "All the better to see you with, my dear!" replied the wolf. "My! What big ears you have, Grandma!" said Little Red Riding Hood. "All the better to hear you with, my dear!" said the wolf. "What big teeth you have, Grandma!" said Little Red Riding Hood. "All the better to eat you with!" growled the wolf pouncing on her. Little Red Riding Hood screamed and the woodcutter in the forest came running to the cottage. He beat the big bad Wolf and rescued Grandma from the cupboard. Grandma hugged Little Red Riding Hood with joy. The big bad Wolf ran away never to be seen again.

Little Red Riding Hood had learnt her lesson and never spoke to strangers ever again.









Guess the story & the characters by looking at the clues( Pictures and Words) provided below. Parents may help the children in writing the name of the stories in the box provided.







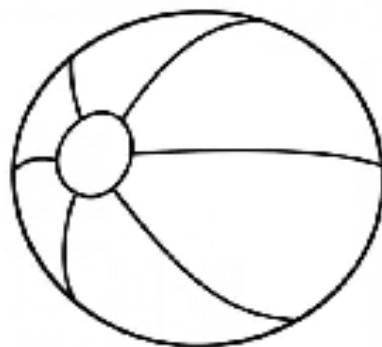




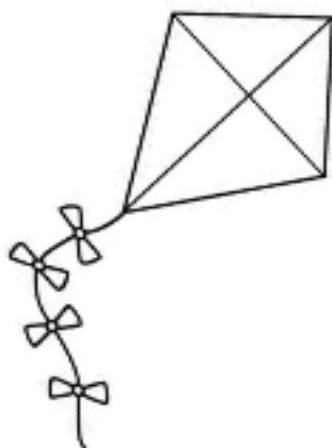


### Out In The Garden

Out in the garden each fine day,  
With my ball I like to play,  
I bounce my ball, I bounce my ball,  
I bounce my ball on each fine day.



Out in the garden each fine day  
With my kite, I like to play,  
I fly my kite, I fly my kite,  
I fly my kite on each fine day.



Out in the garden each fine day,  
With my doll I like to play,  
I rock my doll, I rock my doll,  
I rock my doll on each fine day.






**CHALLENGE NUMBER : 14**

**DATE: 12<sup>TH</sup> JANUARY 2019, SATURDAY**

**COLOUR THE PICTURE.**





# Congratulations!!!

You have completed all the challenges successfully. You are awarded a task completion certificate attached overleaf. 😊😊😊😊

## Hurray! I have won.....





## CERTIFICATE OF APPRECIATION

**This is to certify that .....**  
**of Class ..... Section ..... has completed his/**  
**her assigned work successfully.**

**Date: .....**

Paste the Child's  
Photograph here